

A bronze statue of Minerva, the Roman goddess of wisdom, stands in the center. She is depicted from the waist up, holding a long spear in her right hand and a tablet in her left. She wears a laurel wreath and a draped garment around her waist. The background is a blurred interior of a grand building with large windows and classical architectural details.

STATE OF RHODE ISLAND CAPITAL BUDGET

FISCAL YEAR 2025 BUDGET PROPOSAL

FY 2025 Capital Budget

**FY 2025 – FY 2029
Capital Improvement
Program**

Capital Budget Table of Contents

Page

Section 1 – Overview

Introduction & Rhode Island Capital Plan Fund	1
---	---

Section 2 - Project Recommendations by Agency

General Government	
Department of Administration.....	6
Department of Business Regulation	30
Executive Office of Commerce	32
Department of Housing	39
Department of Revenue.....	41
Secretary of State	43
Public Utilities Commission.....	45
Health and Human Services	
Department of Children, Youth and Families	47
Department of Health	51
Department of Behavioral Healthcare, Developmental Disabilities and Hospitals....	54
Department of Human Services	56
Education	
Elementary and Secondary Education.....	61
Office of the Postsecondary Commissioner	66
University of Rhode Island.....	69
Rhode Island College	83
Community College of Rhode Island.....	87
Council on the Arts	91
Atomic Energy Commission	93
Historical Preservation and Heritage Commission.....	95
Public Safety	
Office of Attorney General.....	98
Department of Corrections	100
Judiciary Department	103
Military Staff.....	106
Rhode Island Emergency Management Agency	112
Department of Public Safety	116
Natural Resources	
Department of Environmental Management	121
Coastal Resources Management Council	136
Narragansett Bay Commission.....	140
Rhode Island Resource Recovery Corporation	146
Rhode Island Infrastructure Bank.....	149

Transportation	
Department of Transportation	155
Rhode Island Airport Corporation.....	165
Rhode Island Public Transit Authority.....	167
Rhode Island Turnpike and Bridge Authority	174

Section 3 – Schedules

Schedule 1 – Summary of Proposed Bond Issuance by Agency	178
Schedule 2 – Statewide Summary by Source of Funds	179
Schedule 3 – Statewide Summary by Agency	183
Schedule 4 – Projects by Funding Source:	
Department of Administration.....	187
Department of Business Regulation	193
Executive Office of Commerce	193
Department of Housing	195
Department of Revenue.....	195
Secretary of State	195
Public Utilities Commission.....	195
Department of Children, Youth and Families	195
Department of Health	197
Department of Behavioral Health, Developmental Disabilities and Hospitals	197
Department of Human Services	197
Department of Elementary and Secondary Education.....	199
Higher Education.....	199
Council on the Arts	207
Atomic Energy Commission	207
Historical Preservation and Heritage Commission.....	207
Office of the Attorney General.....	209
Department of Corrections	209
Judiciary	209
Military Staff.....	209
Emergency Management Agency	211
Department of Public Safety	213
Department of Environmental Management	213
Coastal Resources Management Council	219
Narragansett Bay Commission	221
Rhode Island Resource Recovery Corporation	221
Rhode Island Infrastructure Bank.....	223
Department of Transportation	225
Rhode Island Airport Corporation.....	227
Rhode Island Public Transit Authority.....	227

	<u>Page</u>
Rhode Island Turnpike and Bridge Authority	229
Schedule 5 – Rhode Island Capital Plan Fund Projects.....	233
Schedule 6 – Large Systems Initiative Fund	235
<u>Section 4 - Debt</u>	
Classification of State Debt	236
Tax-Supported Debt Burden.....	242
General Obligation Debt Authorization	245
Public Finance Management Board.....	247
<u>Section 5 – Technical Appendices</u>	
Appendices Overview	249
Appendix A - Projected Net Tax-Supported Debt.....	251
Appendix B - Projected Outstanding Principal and Ratios	253
Appendix C - Debt Service Payable by Issuer	
<u>Outstanding Debt Service Payments for:</u>	
General Obligation Bonds.....	264
Convention Center Authority	265
Garrahy Garage	266
Kent County Courthouse.....	267
Juvenile Training School.....	268
Traffic Tribunal Court Complex	269
Eleanor Slater Hospital.....	270
School for the Deaf	271
Innovative Technology Certificates of Participation	272
EDC - Transportation Motor Fuel Bonds.....	273
Department of Administration Energy Conservation Equipment Leases	274
URI Energy Conservation Equipment Leases.....	275
RIC Energy Conservation Equipment Leases	276
Nursing Education Center Equipment.....	277
Historic Structures Tax Credits Fund.....	278
Central Falls School Project.....	279
Redevelopment of I-195 Land.....	280
Summary - All Outstanding Debt Service Payments.	281
<u>Projected Debt Service on Proposed Debt Issuance:</u>	
General Obligation Bonds.....	282
Central Falls School Project.....	283
Summary - All Outstanding and Projected Debt Service	
Payments (Excluding Performance-Based Agreements).....	284
<u>Outstanding Debt Service Payments for Performance-Based State Obligations</u>	

	<u>Page</u>
RI Economic Development Corporation – Fleet.....	285
RI Economic Development Corporation – Fidelity II.....	286
Summary - All Outstanding and Projected Debt Service Payments (Including Performance-Based Agreements).....	287
Appendix D - Transportation GARVEE Bonds	288
Appendix E - State of Rhode Island Bond Referenda	289
Appendix F - Analysis of Bond Authorizations	296
Appendix G - Tax-Supported Debt	301
Appendix H - Capital Budget Glossary.....	302

Introduction

Overview
Rhode Island Capital Plan

RHODE ISLAND CAPITAL PLAN OVERVIEW

Introduction

Governor McKee's FY 2025 – FY 2029 Capital Improvement Program and FY 2025 Capital Budget sustain capital investments initiated in recent years as well as make targeted new investments in areas of critical need. Governor McKee has overseen an unprecedented infusion of funds into capital projects since taking office. Since FY 2021 there has been \$940.4 million of general revenue surplus funds transferred into the Rhode Island Capital Plan Fund (RICAP) in excess of the statutory funding level. These infusions have enabled projects such as State House Renovations, Pastore Campus Infrastructure, various projects at the State's institutions of higher education, and transportation infrastructure. A notable feature of the FY 2025 Capital Budget is that it includes the Governor's request to authorize \$345.0 million in general obligation borrowing to address priorities such as housing, higher education, a state archives facility, and green economy investments. The capital plan includes \$9.162 billion from all sources of funding for projects across the State, including \$1.564 billion in Rhode Island Capital Plan funding.¹

Overview

HEALTH AND HUMAN SERVICES

The Governor recommends investments in the following areas for health and human services facilities:

- **Eleanor Slater Hospital Facilities:** The Governor recommends \$107.1 million in continued RICAP funding for the construction of a new Long-term Acute Care Hospital facility located on the Zambarano Campus in Burrillville. Additionally, the Capital Improvement Plan includes \$44.0 million in total funding, including both RICAP and previously issued bond proceeds, for the renovation of hospital facilities on the Pastore Campus in Cranston.
- **Group Homes:** The Governor recommends \$29.9 million in RICAP funds to keep group homes in safe and operating condition. In addition to increases in asset protection, the Governor recommends \$10.0 million for a program to replace failing group homes by acquisition or construction of new homes.
- **Continued IT Systems Investments:** Notable IT projects serving the health and human services functions include: \$55.0 million for the RI Comprehensive Child Welfare Information System (CCWIS), \$22.4 million for the Electronic Medical Records System at Eleanor Slater Hospital, and \$7.5 million for the Gateway to Government initiative.

GENERAL GOVERNMENT

The five-year capital plan for General Government includes funding for State-owned asset protection and infrastructure improvements, and Quonset Point improvements, including:

- **Pastore Campus:** The Governor recommends continued funding of \$123.0 million in RICAP funds to replace the failing water, heating, and electrical infrastructure at the Pastore Center in Cranston. These systems support the 35 buildings on the campus and were not designed to support today's operations. The State will obtain cost savings, reduce emergency repairs and expenses, improve system safety, and increase reliability with this approach.
- **State House Renovation:** The Governor recommends continued funding of \$77.8 million in RICAP funds in FY 2025 – FY 2029 in RICAP for the rehabilitation of the building envelope and mechanical systems of the Rhode Island State House. In FY 2024, the Independent Man was removed from atop

¹ Unless otherwise noted, all figures are for the five fiscal years from 2025 through 2029.

RHODE ISLAND CAPITAL PLAN OVERVIEW

the State House dome for restoration. Governor McKee unveiled the Independent Man statute on display in the State House following its temporary removal from the dome for the first time in nearly 50 years and for only the second time in the state's history.

- **Enterprise Resource Planning IT System:** The Governor recommends a total of \$62.0 million in funding primarily from the Large Systems Initiatives Fund. The FY 2025 operating and capital budgets also anticipate the allocation of ongoing maintenance and operation costs via internal service funds charges as system components are placed in service.

NATURAL RESOURCES

The Governor's budget recommends funding for natural resource projects, directed to strengthen the state's water infrastructure, green economy, and recreational and outdoor resources.

- **Port of Galilee:** The Governor recommends \$55.7 million from RICAP in FY 2025 – FY 2029 to finance continued capital improvements to the Port of Galilee, one of the largest commercial fishing ports on the Atlantic Coast. In addition to routine asset protection and capital repairs, this project will rehabilitate and reconstruct several portions of the northern bulkhead at the Port of Galilee. This project will support the repair and/or replacement of numerous structural elements of this section, including electrical rehabilitation, dock work, steel repair, and repair of the landside ground that has been compromised by bulkhead failures.

EDUCATION

Governor McKee's FY 2025 – FY 2029 Capital Improvement Program makes large investments in existing state assets geared towards education facilities. The Governor recommends:

- **Davies Career and Technical School Wing Renovation:** The Governor recommends \$35.0 million for the wing renovation at the Davies Career and Technical School.
- **Institutions of Higher Education:** The Governor recommends total RICAP support over the five-year Capital Improvement Program for University of Rhode Island, Rhode Island College, and Community College of Rhode Island of \$389.3 million.

PUBLIC SAFETY

The Governor's capital budget includes funding for public safety-related projects, including:

- **Southern Barracks:** The Governor recommends total RICAP support of \$38.2 million in FY 2024 – FY 2026 to continue financing the construction of a new barracks in the southern part of the State. A new Southern Barracks will allow the Department to close the Wickford and Hope Valley barracks, consolidating three patrol areas to one southern location, creating a safe and efficient working environment for State Police personnel and citizens that pass through these facilities daily.
- **Correctional Facilities:** The Governor recommends total RICAP funding of \$79.1 million in FY 2024 – FY 2029, increasing the level of support for the construction of a Behavioral Management Unit (BMU) facility, continued asset protection, and HVAC replacement and renovations at the Intake Service Center (ISC) at the Department of Corrections.

TRANSPORTATION

The budget recommends significant funding for transportation projects. About \$3.739 billion is drawn from

RHODE ISLAND CAPITAL PLAN OVERVIEW

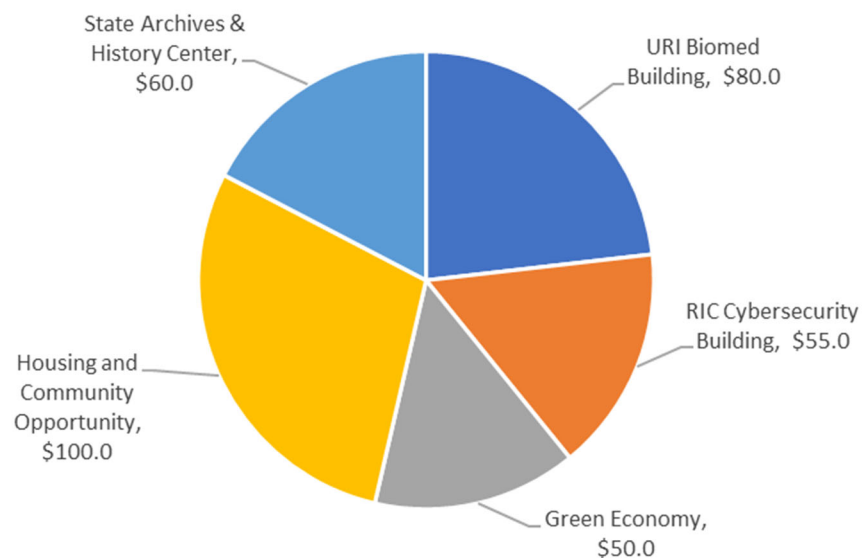
four primary sources: RICAP, Federal Highway Administration, various transportation bond proceeds, and licenses and fees finance the Department of Transportation's Highway Improvement Plan (HIP).

- **State Match for Transportation Infrastructure:** The Governor prioritizes satisfying state match needs for transportation infrastructure financing by including \$393.3 million in RICAP support over the five-year Capital Improvement Program.

GENERAL OBLIGATION BOND REFERENDUM

General Obligation borrowing incurs a full faith and credit pledge of the State of Rhode Island and requires approval of both the General Assembly and a majority of the voters of the State. Such ballot questions are typically presented to voters in general elections every other year. In the FY 2025 Capital Budget Submission, the Governor requests consideration of the following new borrowing, totaling \$345.0 million, to appear before voters in November 2024.

Governor's Recommended November 2024 General Obligation Bond Referendum (\$ in millions)



- **Higher Education**
 - **University of Rhode Island Biomedical Sciences Building:** \$80.0 million for the construction of a biomedical sciences building to accelerate the education, research, and workforce development of life sciences for the state.
 - **Rhode Island College Cybersecurity Building:** \$55.0 million to fund the renovation of Whipple Hall and other improvements to support the Institute for Cybersecurity & Emerging Technologies.
- **State Archives and History Center:** \$60.0 million for the construction of a new Rhode Island State Archive and History Center.
- **Housing and Community Opportunity:** \$100.0 million to increase housing production, support community revitalization, and expand the availability of affordable and middle-income housing.

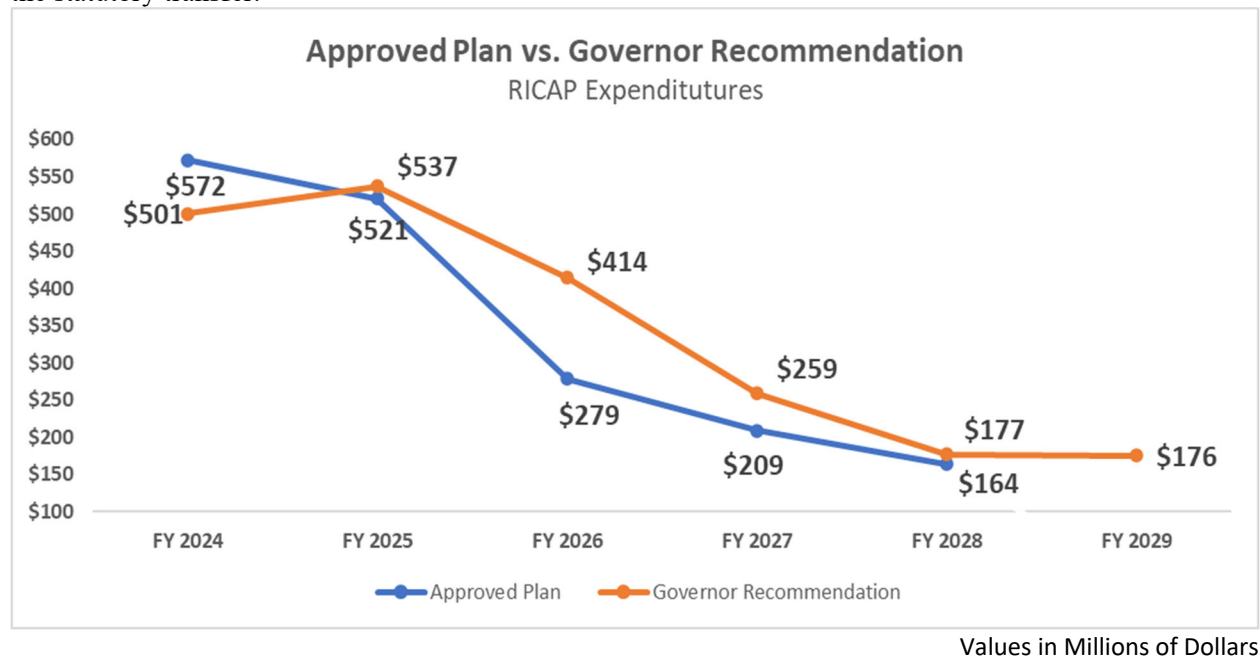
RHODE ISLAND CAPITAL PLAN OVERVIEW

- **Green Economy**

- **Port of Davisville Infrastructure at Quonset:** \$20.0 million for infrastructure projects that will support the continued growth and modernization at the Port of Davisville, accommodating offshore wind expansion and other existing businesses.
- **Climate Resiliency and Public Access Projects:** \$2.0 million for matching grants to public and nonprofit entities for restoring and/or improving resiliency of vulnerable coastal habitats and restoring rivers and stream floodplains.
- **Brownfields Remediation:** \$5.0 million for matching grants to public, private, and/or nonprofit entities for brownfield remediation projects.
- **Local Recreation Grants:** \$5.0 million for matching grants for municipalities to acquire, develop, or rehabilitate local recreational facilities to meet the growing needs for active outdoor recreational facilities.
- **Municipal Resiliency:** \$10.0 million for matching grants to municipalities for restoring and/or improving the resiliency of infrastructure and vulnerable coastal habitats, and restoring rivers and stream floodplains.
- **Newport Cliff Walk:** \$8.0 million for restoring and/or improving the resiliency of infrastructure of the public access walkway known as the Newport Cliff Walk located in Newport, Rhode Island.

Rhode Island Capital Plan

The Rhode Island Capital Plan Fund (RICAP) is the State's primary source of pay-as-you-go (PAYGO) capital funding. RICAP is financed with an annual statutory transfer of three percent of available general revenues. From time to time, the General Assembly has appropriated additional surplus funds to supplement the statutory transfer.



RHODE ISLAND CAPITAL PLAN OVERVIEW

Five-Year Capital Improvement Program Overview

The five-year Capital Improvement Program presented in this volume contains requested funding levels by agency and by project for the time period of FY 2025 through FY 2029. Capital projects include the proposed acquisition, construction, or improvement of a capital asset. A capital project can be the construction of any new physical facility, structure, building, public improvement, or public purpose project, or the addition or major renovation to an existing structure with a life expectancy of 10 years or longer, for which the estimated cost including land, planning, design, construction, furnishings, and equipment exceeds \$100,000. Asset Protection projects involve major or minor renovations or improvements to existing facilities that will extend the useful life to the asset by at least five years, generally at a total cost in excess of \$50,000.

IT investments as well as the purchase and/or installation of durable equipment may be included in various circumstances: when they are incidental to the completion of a larger project (e.g. the furniture, fixtures, and equipment necessary for the commissioning of a newly constructed facility), when they make use of capital-specific funding sources (e.g. Large Systems Initiative Fund), or when the Budget Office deems that they are of a sufficient scale, complexity, and multi-year timeline to warrant tracking in the five-year capital plan.

While a variety of funding sources may be used for capital projects, the Budget Office accounts for all uses of the following capital-specific funding sources in the Capital Improvement Program: general obligation bonds, other borrowing, Rhode Island Capital Plan (RICAP) funds, Large Systems Initiative Fund (LSIF), capital-specific federal awards (e.g., American Rescue Plan Act Capital Projects Fund), federal transportation infrastructure funds, and the State Fleet Revolving Loan Fund.

General Government

Department of Administration
Department of Business Regulation
Executive Office of Commerce
Department of Housing
Department of Labor and Training
Department of Revenue
Secretary of State
Public Utilities Commission

Department of Administration

The Department of Administration manages capital projects coordinated by the Division of Capital Asset Management and Maintenance, the Division of Information Technology, the Water Resources Board, and through agreement with the Rhode Island Convention Center Authority.

Division of Enterprise Technology Strategy and Service (ETSS) The Division of Enterprise Technology Strategy and Service (ETSS) is comprised of the Office of Information Technology, Telecommunication, Mailroom and the Office of Library Services. The Office of Information Technology, under the ETSS manages the secure implementation of all new and mission-critical technology projects and upgrades for state agencies. The Office of Information Technology shall manage and support all day-to-day operations of the State's technology infrastructure and associated applications as well as the implementation of all new and mission critical technology infrastructure projects and upgrades for state agencies. ETSS oversees the Information Technology Investment Fund to determine the eligibility of expenditures from the fund. This includes hardware and software purchases and/or development, information technology consulting services, and ongoing maintenance contracts.

Division of Capital Asset Management and Maintenance (DCAMM) – This division is responsible for coordinated facilities management for state departments and agencies, including, but not limited to: operation, maintenance and repair of buildings, grounds, central HVAC, power plants and other facilities. In addition, the Division is responsible for planning, designing and constructing new state facilities and major renovations to existing buildings. Some of the facilities that DCAMM oversees include the State House, the William Powers Building

(Department of Administration), the Cannon Building (Department of Health), the State Office Building (Department of Transportation), and various other structures. This program also has responsibility for most of the facilities at the Pastore Government Center in Cranston and Zambarano Campus in Burrillville.

Water Resources Board – The Rhode Island Water Resources Board was established by R. I. General Laws § 46-15 and their capital projects are now organized under the Department of Administration. The Water Resources Board supports the proper development, protection, conservation, and use of the State's water resources while providing for economic development and protection for the environment. Rhode Island Convention Center Authority – The Rhode Island Convention Center Authority manages three Rhode Island Capital Fund projects in agreement with the Department of Administration. These projects are budgeted for under the Department of Administration. The projects include upgrades to the Convention Center, Amica Mutual Pavilion, and Veterans' Memorial Auditorium, all of which are located in Providence.

Department of Administration

Capital Spending by Agency and Financing Source

Department of Administration									
Pre-FY 2024 Through Post-FY 2029									
(thousands of dollars)									

Funding Source Name	Pre-FY 2024	FY 2024	FY 2025	FY 2026	FY 2027	FY 2028	FY 2029	Post- FY 2029	Total Capital
American Rescue Plan – Capital Projects Fund	-	81,720	-	-	-	-	-	-	81,720
Certificates of Participation Issued	15,968	19,019	350	-	-	-	-	-	35,337
Federal Funds	193	2,782	-	-	-	-	-	-	2,975
Information Technology Investment Fund	-	8,100	2,700	-	-	-	-	-	10,800
Internal Service Funds	-	-	-	2,600	2,700	2,800	2,900	-	11,000
Large Systems Initiatives Fund	9,774	22,461	34,324	5,942	4,000	3,400	-	-	79,900
Other Funds	-	1,950	-	-	-	-	-	-	1,950
P.L. 2004, Ch. 595 - Issued	10,301	1,399	1,300	-	-	-	-	-	13,000
Restricted Receipt Funds	2,142	1,000	1,000	1,000	1,000	1,000	1,000	-	8,142
RI Capital Plan Fund	188,584	131,094	125,337	92,852	102,574	87,821	94,148	26,966	849,375
Total:	226,962	269,525	165,011	102,394	110,274	95,021	98,048	26,966	1,094,199

560 Jefferson Boulevard Asset Protection

The Department of Administration manages a state office building located at 560 Jefferson Boulevard. The building is currently occupied by the Department of Business Regulation, Division of Building, Design and Fire Professionals. The Governor recommends \$3.6 million from FY 2024 - FY 2029 from the RI Capital Plan Fund to finance asset protection projects.

Project Spending by Year and Financing Source

560 Jefferson Boulevard Asset Protection

Funding Source Name (thousands of dollars)	Pre-FY 2024	FY 2024	FY 2025	FY 2026	FY 2027	FY 2028	FY 2029	Post- FY 2029	Total Capital
RI Capital Plan Fund	35	1,750	1,600	50	50	50	50	51	3,636
Total:	35	1,750	1,600	50	50	50	50	51	3,636

Department of Administration

Accessibility

The Governor recommends financing \$1.3 million in FY 2024 – FY 2025 from the RI Capital Plan Fund for ADA and accessibility renovations at State of Rhode Island buildings. The FY 2024 - FY 2025 Capital Plan phases in a change in budget presentation which is being made to streamline project administration. Existing projects will continue to be budgeted within the Accessibility project until completed. Going forward, state agencies, in collaboration with the Governor's Commission on Disabilities, will be required to account for ADA-related aspects of projects in individual project requests.

Project Spending by Year and Financing Source

Accessibility

Funding Source Name (thousands of dollars)	Pre-FY 2024	FY 2024	FY 2025	FY 2026	FY 2027	FY 2028	FY 2029	Post- FY 2029	Total Capital
RI Capital Plan Fund	7,001	989	289	-	-	-	-	-	8,279
Total:	7,001	989	289	-	-	-	-	-	8,279

Amica Mutual Pavilion

The Governor recommends financing of \$17.4 million from the RI Capital Plan Fund from FY 2024 - FY 2029 for asset protection work projects at the Amica Mutual Pavilion. Projects include roof replacement and renovations and upgrades to dressing rooms, lockers rooms, and suites.

Project Spending by Year and Financing Source

Amica Mutual Pavilion

Funding Source Name (thousands of dollars)	Pre-FY 2024	FY 2024	FY 2025	FY 2026	FY 2027	FY 2028	FY 2029	Post- FY 2029	Total Capital
RI Capital Plan Fund	17,703	6,213	3,550	3,800	1,250	1,075	1,500	9,000	44,090
Total:	17,703	6,213	3,550	3,800	1,250	1,075	1,500	9,000	44,090

Department of Administration

Arrigan Center

The Governor recommends \$700,000 in FY 2024 - FY 2029 to finance the renovation of the Arrigan Center in Providence. The Arrigan Center is an outpatient rehabilitation facility under the purview of the RI Department of Labor and Training through the RI Workers' Compensation Act. Projects proposed include roof replacement, envelope renovations, HVAC, pool repairs, and asset protection.

Project Spending by Year and Financing Source
Arrigan Center

Funding Source Name (thousands of dollars)	Pre-FY 2024	FY 2024	FY 2025	FY 2026	FY 2027	FY 2028	FY 2029	Post- FY 2029	Total Capital
RI Capital Plan Fund	-	125	75	200	100	100	100	102	802
Total:	-	125	75	200	100	100	100	102	802

Big River Management Area

The Governor recommends \$4.5 million from the RI Capital Plan Fund in FY 2024 - FY 2029 to finance a comprehensive land management and asset protection plan, necessary road repairs, the demolition of vacant structures, and applicable maintenance of rental structures at the Big River Management Area.

Project Spending by Year and Financing Source
Big River Management Area

Funding Source Name (thousands of dollars)	Pre-FY 2024	FY 2024	FY 2025	FY 2026	FY 2027	FY 2028	FY 2029	Post- FY 2029	Total Capital
RI Capital Plan Fund	894	623	754	797	746	742	792	809	6,158
Total:	894	623	754	797	746	742	792	809	6,158

Cannon Building

The Governor recommends financing \$14.3 million in FY 2024 – FY 2029 from the RI Capital Plan Fund for repairs and renovations to the Cannon Building, including repairs to building exterior to weatherproof the building, auditorium restoration, restroom renovations, and replacement of HVAC equipment, boiler, and air handlers. The Cannon Building houses the Department of Health except for the Health Laboratory and State Medical Examiner.

Project Spending by Year and Financing Source
Cannon Building

Funding Source Name (thousands of dollars)	Pre-FY 2024	FY 2024	FY 2025	FY 2026	FY 2027	FY 2028	FY 2029	Post- FY 2029	Total Capital
RI Capital Plan Fund	3,394	200	700	1,050	3,925	4,225	4,225	1,000	18,719
Total:	3,394	200	700	1,050	3,925	4,225	4,225	1,000	18,719

Department of Administration

Chapin Health Laboratory

The Governor recommends a total of \$1.8 million in FY 2024 - FY 2027 from the RI Capital Plan Fund to replace the HVAC control system, which are antiquated and failing. In addition to the HVAC system, funding is provided for asset protection of the Chapin Health Laboratory. This facility will continue to house the State Health Laboratory and the disease and contaminant monitoring functions until the prospective new building is open.

Project Spending by Year and Financing Source

Chapin Health Laboratory

Funding Source Name (thousands of dollars)	Pre-FY 2024	FY 2024	FY 2025	FY 2026	FY 2027	FY 2028	FY 2029	Post- FY 2029	Total Capital
RI Capital Plan Fund	2,218	775	350	350	300	-	-	-	3,993
Total:	2,218	775	350	350	300	-	-	-	3,993

Communities Facilities Asset Protection

The Budget Office recommends \$1.9 million from the RI Capital Plan Fund be allocated for asset protection and repairs at the Old Colony House and the Stephen Hopkins House, which are state-owned properties leased by non-profit organizations. A new subproject is added in FY 2025 for the Eleanor Briggs School to address necessary improvements of the building's HVAC and envelope.

Project Spending by Year and Financing Source

Communities Facilities Asset Protection

Funding Source Name (thousands of dollars)	Pre-FY 2024	FY 2024	FY 2025	FY 2026	FY 2027	FY 2028	FY 2029	Post- FY 2029	Total Capital
RI Capital Plan Fund	348	352	925	225	125	125	125	128	2,353
Total:	348	352	925	225	125	125	125	128	2,353

Department of Administration

Cranston Street Armory

The Governor recommends financing \$7.4 million in FY 2024 - FY 2029 from the RI Capital Plan Fund for the ongoing rehabilitation of the Cranston Street Armory. Military Staff vacated the early-1900s era building in 1996 and transferred ownership to the Department of Administration. Planned funding will allow asset protection work to continue while the Department of Administration refines ongoing plans for adaptive reuse of this facility.

Project Spending by Year and Financing Source

Cranston Street Armory

Funding Source Name (thousands of dollars)	Pre-FY 2024	FY 2024	FY 2025	FY 2026	FY 2027	FY 2028	FY 2029	Post- FY 2029	Total Capital
RI Capital Plan Fund	4,654	2,250	3,250	1,600	100	100	100	-	12,054
Total:	4,654	2,250	3,250	1,600	100	100	100	-	12,054

Developmental Disability Regional Centers

The Governor recommends financing \$2.8 million in FY 2024 from the RI Capital Plan Fund for repairs to the Developmental Disability Regional Centers. Repair projects may include HVAC systems, roofs, septic systems, and interior and exterior modifications. For FY 2025 onward, this project along with all other BHDDH group home asset protection projects will be consolidated into the new "Group Homes Consolidation" asset protection capital project.

Project Spending by Year and Financing Source

Developmental Disability Regional Centers

Funding Source Name (thousands of dollars)	Pre-FY 2024	FY 2024	FY 2025	FY 2026	FY 2027	FY 2028	FY 2029	Post- FY 2029	Total Capital
RI Capital Plan Fund	1,892	2,846	-	-	-	-	-	-	4,738
Total:	1,892	2,846	-	-	-	-	-	-	4,738

Department of Administration

DoIT Enterprise Operations Center

The Governor recommends financing \$9.9 million in FY 2024 - FY 2029 from the RI Capital Plan Fund to continue to upgrade the data center facility at 50 Service Avenue in Warwick. The building has been renovated and is occupied by the Division of Enterprise Technology Strategy Service and the State Treasurer. The planned projects at the facility include HVAC upgrades, roof replacement, replacement of the generator and a transfer switch.

Project Spending by Year and Financing Source
DoIT Enterprise Operations Center

Funding Source Name (thousands of dollars)	Pre-FY 2024	FY 2024	FY 2025	FY 2026	FY 2027	FY 2028	FY 2029	Post- FY 2029	Total Capital
RI Capital Plan Fund	1,049	4,633	2,550	2,050	200	200	200	204	11,086
Total:	1,049	4,633	2,550	2,050	200	200	200	204	11,086

Energy Efficiency

The Governor recommends total expenditures of \$13.3 million in FY 2024 – FY 2029 from the RI Capital Plan Fund (\$7.3 million) and Regional Greenhouse Gas Initiative funding (\$6.0 million) to support the implementation of comprehensive, cost-effective energy efficiency measures and renewable energy installations at state-owned properties. This initiative will reduce state facility operating and ongoing maintenance costs, reduce energy costs across state government, and shrink state government's footprint by reducing overall energy demand and adopting renewable energy resources.

Project Spending by Year and Financing Source
Energy Efficiency

Funding Source Name (thousands of dollars)	Pre-FY 2024	FY 2024	FY 2025	FY 2026	FY 2027	FY 2028	FY 2029	Post- FY 2029	Total Capital
Restricted Receipt Funds	2,142	1,000	1,000	1,000	1,000	1,000	1,000	-	8,142
RI Capital Plan Fund	2,658	2,312	1,000	1,000	1,000	1,000	1,000	1,022	10,992
Total:	4,800	3,312	2,000	2,000	2,000	2,000	2,000	1,022	19,134

Department of Administration

Enterprise Resource Planning System

The Governor recommends total funding of \$62.0 million over FY 2024 to FY 2029 for the configuration and implementation of an Enterprise Resource Planning system that would support statewide payroll, HR management, and financial management functions. For transparency, both capital and operating expenses related to this project are presented. The Information Technology Investment Fund will provide all of the financing for this project, including capital expenditures. Beginning in FY 2026, the operating costs will shift to the Information Technology Internal Service Fund (IT ISF). As modules are fully implemented and put to use in agencies, the IT ISF will bill for ongoing license and maintenance costs.

Project Spending by Year and Financing Source
Enterprise Resource Planning System

Funding Source Name (thousands of dollars)	Pre-FY 2024	FY 2024	FY 2025	FY 2026	FY 2027	FY 2028	FY 2029	Post- FY 2029	Total Capital
Information Technology Investment Fund	-	8,100	2,700	-	-	-	-	-	10,800
Internal Service Funds	-	-	-	2,600	2,700	2,800	2,900	-	11,000
Large Systems Initiatives Fund	9,774	14,961	23,324	1,942	-	-	-	-	50,000
Total:	9,774	23,061	26,024	4,542	2,700	2,800	2,900	-	71,800

Environmental Compliance

The Governor recommends financing \$2.4 million in FY 2024 - FY 2029 from the RI Capital Plan Fund for ongoing monitoring and remediation of contaminated soil and groundwater at State properties as mandated by the Department of Environmental Management.

Project Spending by Year and Financing Source
Environmental Compliance

Funding Source Name (thousands of dollars)	Pre-FY 2024	FY 2024	FY 2025	FY 2026	FY 2027	FY 2028	FY 2029	Post- FY 2029	Total Capital
RI Capital Plan Fund	1,677	802	725	225	225	225	225	-	4,104
Total:	1,677	802	725	225	225	225	225	-	4,104

Department of Administration

ESH Hospital Information System

The Governor recommends \$22.4 million from the Large Systems Initiatives Fund in FY 2024 -FY 2028 to implement a Hospital Information System (HIS) with an Electronic Medical Records (EMR) component. The HIS EMR system will improve patient care through electronic capturing and tracking of patient data, eliminates manual transcriptions and paper file storage, and will better enable evidence-based health care decisions.

Project Spending by Year and Financing Source

ESH Hospital Information System

Funding Source Name (thousands of dollars)	Pre-FY 2024	FY 2024	FY 2025	FY 2026	FY 2027	FY 2028	FY 2029	Post- FY 2029	Total Capital
Large Systems Initiatives Fund	-	1,000	10,000	4,000	4,000	3,400	-	-	22,400
Total:	-	1,000	10,000	4,000	4,000	3,400	-	-	22,400

Expo Center (Springfield, MA)

The Governor recommends \$1.2 million from FY 2025 from the RI Capital Plan Fund for repairs and renovations at the Rhode Island House EXPO Center located in West Springfield, MA. The EXPO Center in Springfield, Massachusetts is the home of the Rhode Island exhibit at the Big E, New England's largest agricultural fair held each year in September. The exhibit home is a replica of the Colony House in Newport and is utilized to promote Rhode Island as a tourism destination.

Project Spending by Year and Financing Source

Expo Center (Springfield, MA)

Funding Source Name (thousands of dollars)	Pre-FY 2024	FY 2024	FY 2025	FY 2026	FY 2027	FY 2028	FY 2029	Post- FY 2029	Total Capital
RI Capital Plan Fund	250	-	1,220	-	-	-	-	-	1,470
Total:	250	-	1,220	-	-	-	-	-	1,470

Department of Administration

Gateway to Government

The Governor recommends \$7.5 million in FY 2024 - FY 2025 from the proposed Large Systems Initiatives Fund to support the Gateway to Government initiative, an expansion of the Digital Government pilot program of the Department of Business and Regulation, which aims to transition licensing processes toward a single paperless platform housing digital identities and credentialing information.

Project Spending by Year and Financing Source

Gateway to Government

Funding Source Name (thousands of dollars)	Pre-FY 2024	FY 2024	FY 2025	FY 2026	FY 2027	FY 2028	FY 2029	Post- FY 2029	Total Capital
Large Systems Initiatives Fund	-	6,500	1,000	-	-	-	-	-	7,500
Total:	-	6,500	1,000	-	-	-	-	-	7,500

Group Homes - Asset Protection

The Governor recommends financing \$1.7 million in FY 2024 from the RI Capital Plan Fund to maintain and repair 123 state-owned group homes. The asset protection funds are used to maintain and upgrade roofs, HVAC systems, individual sewage disposal systems, water wells, flooring, windows, siding, and to complete kitchen and bathroom renovations. For FY 2025 onward, this project along with all other BHDDH group home asset protection projects will be consolidated into the new "Group Homes Consolidation" asset protection capital project.

Project Spending by Year and Financing Source

Group Homes - Asset Protection

Funding Source Name (thousands of dollars)	Pre-FY 2024	FY 2024	FY 2025	FY 2026	FY 2027	FY 2028	FY 2029	Post- FY 2029	Total Capital
RI Capital Plan Fund	3,430	1,710	-	-	-	-	-	-	5,140
Total:	3,430	1,710	-	-	-	-	-	-	5,140

Department of Administration

Group Homes Consolidation

The Governor recommends financing \$22.9 million in FY 2025 - FY 2029 from the RI Capital Plan Fund be allocated to maintain and repair state-owned group homes and related facilities. This project represents the consolidation of all other BHDDH group home asset protection projects including Developmental Disability Regional Centers, Group Homes - Asset Protection, Group Homes - Fire Code, Mental Health Community Facilities Asset Protection, and Substance Abuse Group Homes Asset Protection. The funds may be used to maintain the physical structure, make emergency repairs, upgrade roofs, HVAC systems, emergency generators, individual sewage disposal systems, water wells, flooring, windows, siding, and fire alarm and sprinkler systems, complete kitchen and bathroom renovations, and to remodel for ADA compliance.

Project Spending by Year and Financing Source**Group Homes Consolidation**

Funding Source Name (thousands of dollars)	Pre-FY 2024	FY 2024	FY 2025	FY 2026	FY 2027	FY 2028	FY 2029	Post- FY 2029	Total Capital
RI Capital Plan Fund	-	-	4,325	4,325	4,325	4,426	5,450	5,570	28,421
Total:	-	-	4,325	4,325	4,325	4,426	5,450	5,570	28,421

Group Homes - Fire Code

The Governor recommends financing \$0.6 million in FY 2024 from the RI Capital Plan Fund to install or upgrade fire alarm and sprinkler systems in 20 group homes operated for the Division of Developmental Disabilities, including Community Living and Supports and Behavioral Health Services. For FY 2025 onward, this project along with all other BHDDH group home asset protection projects will be consolidated into the new "Group Homes Consolidation" asset protection capital project.

Project Spending by Year and Financing Source**Group Homes - Fire Code**

Funding Source Name (thousands of dollars)	Pre-FY 2024	FY 2024	FY 2025	FY 2026	FY 2027	FY 2028	FY 2029	Post- FY 2029	Total Capital
RI Capital Plan Fund	3,484	616	-	-	-	-	-	-	4,100
Total:	3,484	616	-	-	-	-	-	-	4,100

Department of Administration

Group Homes Replacement & Rehabilitation

The Governor recommends \$10.0 million in RI Capital Plan financing be allocated to the Group Homes Replacement and Rehabilitation project in FY 2024 - FY 2025. This project will likely involve both renovating existing group homes as well as identifying other facilities that will be sold out of the State's portfolio and replaced either with new purchases or new construction.

Project Spending by Year and Financing Source
Group Homes Replacement & Rehabilitation

Funding Source Name (thousands of dollars)	Pre-FY 2024	FY 2024	FY 2025	FY 2026	FY 2027	FY 2028	FY 2029	Post- FY 2029	Total Capital
RI Capital Plan Fund	-	5,000	5,000	-	-	-	-	-	10,000
Total:	-	5,000	5,000	-	-	-	-	-	10,000

Hospital Reorganization

The Governor recommends financing \$44.0 million for the Hospital Reorganization project in FY 2024 - FY 2025. \$25.0 million will be financed from the RI Capital Plan Fund, \$19.0 million will be financed from the remaining Certificate of Participation authorized by the 2018 General Assembly. This project will eliminate the ligature risk in the Regan Building of the Eleanor Slater Hospital system, as well as update other infrastructure in the building such as renovating the existing floor plan.

Project Spending by Year and Financing Source
Hospital Reorganization

Funding Source Name (thousands of dollars)	Pre-FY 2024	FY 2024	FY 2025	FY 2026	FY 2027	FY 2028	FY 2029	Post- FY 2029	Total Capital
Certificates of Participation Issued	3,208	18,614	350	-	-	-	-	-	22,172
RI Capital Plan Fund	7,975	-	25,000	-	-	-	-	-	32,975
Total:	11,183	18,614	25,350	-	-	-	-	-	55,147

Department of Administration

Medical Examiner's Office

The Governor recommends \$8.2 million in financing in FY 2024 - FY 2029 for the configuration of the new Medical Examiner's Office Building located in Cumberland. Construction is anticipated to be completed in FY 2025. This project builds out the space and specialized spaces to serve the operational needs. The Governor recommends \$5.4 million from the RI Capital Plan Fund and \$2.8 million in financing from federal funds awarded by the Centers for Disease Control (CDC) to finance this project.

Project Spending by Year and Financing Source

Medical Examiner's Office

Funding Source Name (thousands of dollars)	Pre-FY 2024	FY 2024	FY 2025	FY 2026	FY 2027	FY 2028	FY 2029	Post- FY 2029	Total Capital
Federal Funds	193	2,782	-	-	-	-	-	-	2,975
RI Capital Plan Fund	131	5,169	50	50	50	50	50	-	5,550
Total:	324	7,951	50	50	50	50	50	-	8,525

Mental Health Community Facilities Asset Protection

The Governor recommends financing \$1.1 million from the RI Capital Plan Fund in FY 2024 for maintenance and repairs to 25 mental health group homes and 8 outpatient facilities. The funds are used to maintain the physical structure and make emergency repairs, including roofs, siding, windows, HVAC systems, emergency generators, individual sewage disposal systems, water wells, flooring, and kitchen and bathroom renovations. For FY 2025 onward, this project along with all other BHDDH group home asset protection projects will be consolidated into the new "Group Homes Consolidation" asset protection capital project.

Project Spending by Year and Financing Source

Mental Health Community Facilities Asset Protection

Funding Source Name (thousands of dollars)	Pre-FY 2024	FY 2024	FY 2025	FY 2026	FY 2027	FY 2028	FY 2029	Post- FY 2029	Total Capital
RI Capital Plan Fund	1,593	1,054	-	-	-	-	-	-	2,647
Total:	1,593	1,054	-	-	-	-	-	-	2,647

Department of Administration

Municipal & Higher Ed Matching Grant

The Governor recommends \$81.7 million in ARPA funding to finance the Municipal & Higher Ed Matching Grant program as allocated in the FY 2023 Revised Budget as Enacted and the FY 2024 Enacted. This is a matching grant program for cities and towns seeking to renovate or build community wellness centers that comply with work, education, and health monitoring requirements set by the U.S. Department of Treasury. This allocation includes an available FY 2023 carry forward of \$23.4 million which was not spent since the US Treasury did not approve until July 2023.

Project Spending by Year and Financing Source
Municipal & Higher Ed Matching Grant

Funding Source Name (thousands of dollars)	Pre-FY 2024	FY 2024	FY 2025	FY 2026	FY 2027	FY 2028	FY 2029	Post- FY 2029	Total Capital
American Rescue Plan – Capital Projects Fund	-	81,720	-	-	-	-	-	-	81,720
Total:	-	81,720	-	-	-	-	-	-	81,720

Old State House

The Governor recommends financing of \$2.4 million in FY 2024 - FY 2029 and \$850,000 in other funds to address ongoing asset protection needs at the historic Old State House. The building is located on Benefit Street in Providence and currently occupied by the Rhode Island Historical Preservation and Heritage Commission. Continued repairs include installation of an elevator required to make the building ADA compliant, as well as upgrades to the building's heating pumps.

Project Spending by Year and Financing Source
Old State House

Funding Source Name (thousands of dollars)	Pre-FY 2024	FY 2024	FY 2025	FY 2026	FY 2027	FY 2028	FY 2029	Post- FY 2029	Total Capital
Other Funds	-	1,950	-	-	-	-	-	-	1,950
RI Capital Plan Fund	3,814	458	500	600	600	100	100	-	6,171
Total:	3,814	2,408	500	600	600	100	100	-	8,121

Department of Administration

Pastore Campus Infrastructure

The Governor recommends \$123.0 million from the RI Capital Plan Fund over FY 2024 - FY 2029 for a coordinated redesign and replacement of the antiquated water, sewer, electric, heat and IT systems at the Pastore Government Center. The work addresses shortcomings of the power plant transformer, overhead powerlines, electrical switches, water supply and distribution, underground pipe and conduit networks, water pumps and steam turbines. In FY 2029, the recommendation includes funding for further ESCO study development, continued owner's project manager services, and continued design and construction of a new water line, distribution network, sewer replacement, and steam lines.

Project Spending by Year and Financing Source
Pastore Campus Infrastructure

Funding Source Name (thousands of dollars)	Pre-FY 2024	FY 2024	FY 2025	FY 2026	FY 2027	FY 2028	FY 2029	Post- FY 2029	Total Capital
RI Capital Plan Fund	462	24,538	25,000	25,000	25,000	15,000	8,500	-	123,500
Total:	462	24,538	25,000	25,000	25,000	15,000	8,500	-	123,500

Pastore Center Building Demolition

The Governor recommends financing \$10.9 million in FY 2024 - FY 2025 from the RI Capital Plan Fund for the demolition of vacant buildings at the Pastore Government Center.

Project Spending by Year and Financing Source
Pastore Center Building Demolition

Funding Source Name (thousands of dollars)	Pre-FY 2024	FY 2024	FY 2025	FY 2026	FY 2027	FY 2028	FY 2029	Post- FY 2029	Total Capital
RI Capital Plan Fund	2,967	1,000	9,900	-	-	-	-	-	13,867
Total:	2,967	1,000	9,900	-	-	-	-	-	13,867

Pastore Center Hospital Buildings

The Governor recommends financing a total of \$12.9 million from FY 2024 - FY 2029 for asset protection and capital improvements on the state hospital facilities at the Pastore Center. This project will address building code, HVAC, lighting, and exterior envelope improvements.

Project Spending by Year and Financing Source
Pastore Center Hospital Buildings

Funding Source Name (thousands of dollars)	Pre-FY 2024	FY 2024	FY 2025	FY 2026	FY 2027	FY 2028	FY 2029	Post- FY 2029	Total Capital
RI Capital Plan Fund	1,261	377	4,500	4,500	2,500	500	500	511	14,649
Total:	1,261	377	4,500	4,500	2,500	500	500	511	14,649

Department of Administration

Pastore Center Non-Hospital Buildings

The Governor recommends financing \$49.0 million in RI Capital Plan Fund expenditures in FY 2024 - FY 2029 to finance Pastore Campus non-medical asset protection, which includes remediation of water infiltration issues, elevator replacement, repair of concrete walkways, HVAC system upgrades, replacement of water fountains, exterior masonry work, window restoration, and other design, renovation, and construction projects.

Project Spending by Year and Financing Source**Pastore Center Non-Hospital Buildings**

Funding Source Name (thousands of dollars)	Pre-FY 2024	FY 2024	FY 2025	FY 2026	FY 2027	FY 2028	FY 2029	Post- FY 2029	Total Capital
RI Capital Plan Fund	25,440	13,036	9,550	7,750	4,500	4,600	4,600	5,000	74,476
Total:	25,440	13,036	9,550	7,750	4,500	4,600	4,600	5,000	74,476

Pastore Power Plant Rehabilitation

The Governor recommends financing \$6.7 million for the Pastore Center Power Plant Rehabilitation project in FY 2024 - FY 2027. \$6.3 million will be financed from the RI Capital Plan Fund and \$404,725 will be financed from the remaining Certificate of Participation issued in 2014 for energy improvements at the Pastore Center. The Pastore Government Center has a central power plant that cogenerates electricity and heat using steam. This project includes the installation of a redundant deaerator tank, replacement of aged steam piping, pump renewal, and repairs to steam turbines.

Project Spending by Year and Financing Source**Pastore Power Plant Rehabilitation**

Funding Source Name (thousands of dollars)	Pre-FY 2024	FY 2024	FY 2025	FY 2026	FY 2027	FY 2028	FY 2029	Post- FY 2029	Total Capital
Certificates of Participation Issued	12,760	405	-	-	-	-	-	-	13,165
RI Capital Plan Fund	6,776	540	250	250	5,250	-	-	-	13,066
Total:	19,536	945	250	250	5,250	-	-	-	26,231

Department of Administration

Replacement of Fueling Tanks

The Governor recommends financing \$2.6 million in FY 2024 - FY 2028 from the RI Capital Plan Fund for the replacement of fuel tanks at numerous properties. The State owns and operates 15 fueling stations for state-owned vehicles. Underground tanks should be replaced after fifteen years of use.

Project Spending by Year and Financing Source
Replacement of Fueling Tanks

Funding Source Name (thousands of dollars)	Pre-FY 2024	FY 2024	FY 2025	FY 2026	FY 2027	FY 2028	FY 2029	Post- FY 2029	Total Capital
RI Capital Plan Fund	2,723	1,114	700	620	100	100	-	-	5,358
Total:	2,723	1,114	700	620	100	100	-	-	5,358

Rhode Island Convention Center Asset Protection

The Governor recommends \$24.0 million from the RI Capital Plan Fund from FY 2024 - FY 2029 to finance repairs and renovations at the Rhode Island Convention Center. Projects include floor renovations, parking garage improvements, fire alarm system replacement, and escalator refurbishments.

Project Spending by Year and Financing Source
Rhode Island Convention Center Asset Protection

Funding Source Name (thousands of dollars)	Pre-FY 2024	FY 2024	FY 2025	FY 2026	FY 2027	FY 2028	FY 2029	Post- FY 2029	Total Capital
RI Capital Plan Fund	27,723	10,238	3,590	2,800	2,825	2,500	2,000	2,000	53,676
Total:	27,723	10,238	3,590	2,800	2,825	2,500	2,000	2,000	53,676

Department of Administration

Shepard Building

The Governor recommends financing \$24.0 million in FY 2024 - FY 2029 from the RI Capital Plan Fund for asset protection of the Shepard Building, including elevator maintenance and protection of the iron façade along the outside of the building. The majority of the funding needs reflects anticipated costs for capital improvements the State may incur upon the University of Rhode Island vacating the building. Improvements include, but are not limited to, elevator modernization, roof replacement, security enhancement, water infiltration issues, bathroom renovations, and potential interior renovations contingent on the long-term use of the building.

Project Spending by Year and Financing Source
Shepard Building

Funding Source Name (thousands of dollars)	Pre-FY 2024	FY 2024	FY 2025	FY 2026	FY 2027	FY 2028	FY 2029	Post- FY 2029	Total Capital
RI Capital Plan Fund	623	3,700	435	555	3,920	8,125	4,785	-	22,143
Total:	623	3,700	435	555	3,920	8,125	4,785	-	22,143

South County Groundwater Site Acquisition

The Governor recommends financing \$1.8 million in FY 2024 - FY 2025 from P.L. 2004, Ch. 595 general obligation bond proceeds to preserve and protect valuable groundwater resources in the State through the purchase of wellhead lands and development rights to such sites in order to assure the future availability of water and water independence.

Project Spending by Year and Financing Source
South County Groundwater Site Acquisition

Funding Source Name (thousands of dollars)	Pre-FY 2024	FY 2024	FY 2025	FY 2026	FY 2027	FY 2028	FY 2029	Post- FY 2029	Total Capital
P.L. 2004, Ch. 595 - Issued	6,192	808	1,000	-	-	-	-	-	8,000
Total:	6,192	808	1,000	-	-	-	-	-	8,000

Department of Administration

State Building Security Measures

The Governor recommends financing \$4.1 million in FY 2024 - FY 2029 from the RI Capital Plan Fund for security measures within state-owned buildings. Projects will address physical security vulnerabilities, inadequate illumination of entry points, and parking areas. Funding will also be used to enhance security access control systems and perpetuate the retainer of a security consultant.

Project Spending by Year and Financing Source
State Building Security Measures

Funding Source Name (thousands of dollars)	Pre-FY 2024	FY 2024	FY 2025	FY 2026	FY 2027	FY 2028	FY 2029	Post- FY 2029	Total Capital
RI Capital Plan Fund	2,999	571	975	700	650	600	600	613	7,708
Total:	2,999	571	975	700	650	600	600	613	7,708

State House Renovations

The Governor recommends financing \$77.8 million in FY 2024 - FY 2029 from the RI Capital Plan Fund for the rehabilitation of the building envelope and mechanical systems of the Rhode Island State House. The plan includes HVAC system replacement and improvements to the Speaker of the House wing, Senate President wing, and the Joint Committee on Legislative Services space. Additional projects include improvements to grounds and walkways, replacement of the Kemper roof, and asset protection projects. In the November 2020 general election, Rhode Island voters approved a referendum to remove the words “and Providence Plantations” from the state name. The recommended Fiscal Year 2024 budget includes \$2.5 million to determine how to address occurrences of “and Providence Plantations” in the interior of the State House and fund their associated costs.

In FY 2024, the Independent Man was removed from the top of the State House dome for restoration purposes. In a historic ceremony, Governor McKee unveiled the Independent Man statute on display in the State House following its temporary removal from the dome for the first time in nearly 50 years and for only the second time in the state’s history. The statue is being temporarily moved to undergo much-needed repair and restoration. While documenting the State House cleaning and restoration project initiated by Governor McKee – a state employee captured drone footage that showed the marble base supporting the Independent Man was beginning to separate. Additionally, the crane will now be used to remove the four damaged marble pieces that form the base upon which the Independent Man is mounted. Once those pieces are removed, workers will cover the top of the State House cupola temporarily with a steel plate. A new marble base will be crafted before the statue is remounted.

Project Spending by Year and Financing Source
State House Renovations

Funding Source Name (thousands of dollars)	Pre-FY 2024	FY 2024	FY 2025	FY 2026	FY 2027	FY 2028	FY 2029	Post- FY 2029	Total Capital
RI Capital Plan Fund	11,329	8,480	2,209	1,759	17,379	16,000	31,940	-	89,096
Total:	11,329	8,480	2,209	1,759	17,379	16,000	31,940	-	89,096

Department of Administration

State Land Use Planning Study

The Governor recommends \$250,000 in FY 2024 from the RI Capital Plan Fund to conduct a study on the former Ladd Center.

Project Spending by Year and Financing Source
State Land Use Planning Study

Funding Source Name (thousands of dollars)	Pre-FY 2024	FY 2024	FY 2025	FY 2026	FY 2027	FY 2028	FY 2029	Post- FY 2029	Total Capital
RI Capital Plan Fund	-	250	-	-	-	-	-	-	250
Total:	-	250	-	-	-	-	-	-	250

State Office Building

The Governor recommends financing \$2.1 million in FY 2024 - FY 2029 from the RI Capital Plan Fund for boiler repairs and ongoing asset protection for the State Office Building at Two Capitol Hill, which is currently occupied by the Rhode Island Department of Transportation. A new component of this project is for the design and construction of the ADA entrance tunnel along with design and construction of masonry repairs to maintain ADA compliance.

Project Spending by Year and Financing Source
State Office Building

Funding Source Name (thousands of dollars)	Pre-FY 2024	FY 2024	FY 2025	FY 2026	FY 2027	FY 2028	FY 2029	Post- FY 2029	Total Capital
RI Capital Plan Fund	4,313	242	675	250	550	300	50	50	6,431
Total:	4,313	242	675	250	550	300	50	50	6,431

State Office Reorganization and Relocation

The Governor recommends financing \$3.3 million from the RI Capital Plan to redesign State Office buildings in FY 2024 - FY 2029. The financing will provide more efficient workspaces for State workers, creating a more modernized, collaborative, and productive work environment. This effort involves redesigning office space; moving personnel; and relocating storage to alternative sites.

Project Spending by Year and Financing Source
State Office Reorganization and Relocation

Funding Source Name (thousands of dollars)	Pre-FY 2024	FY 2024	FY 2025	FY 2026	FY 2027	FY 2028	FY 2029	Post- FY 2029	Total Capital
RI Capital Plan Fund	2,837	2,063	250	250	250	250	250	255	6,405
Total:	2,837	2,063	250	250	250	250	250	255	6,405

Department of Administration

Statewide Emergency Water Systems Interconnections

The Governor recommends \$890,912 from issued general obligation bond proceeds authorized under P.L. 2004, Ch. 595 in FY 2024 - FY 2025 to establish emergency interconnections between the State's thirty large water systems and other systems. Interconnections are determined dependent on the ease of redundancy, quality, and quantity of water as well as the benefits to the health and safety of one or more systems.

Project Spending by Year and Financing Source
Statewide Emergency Water Systems Interconnections

Funding Source Name (thousands of dollars)	Pre-FY 2024	FY 2024	FY 2025	FY 2026	FY 2027	FY 2028	FY 2029	Post- FY 2029	Total Capital
P.L. 2004, Ch. 595 - Issued	4,109	591	300	-	-	-	-	-	5,000
Total:	4,109	591	300	-	-	-	-	-	5,000

Statewide Facility Master Plan

The Governor recommends financing \$3.6 million in FY 2024 from the RI Capital Plan Fund for a comprehensive statewide real estate evaluation of Executive Branch property, scheduled to be completed in the same fiscal year as funding is allocated. The project includes funding for a Pastore Center Master Plan, as well as a feasibility study for the reuse of Two Capitol Hill. This plan will allow the Division of Capital Asset Management and Maintenance to prioritize and plan future capital improvements, address deferred maintenance issues, and make financially sound decisions regarding investments in state-owned buildings.

Project Spending by Year and Financing Source
Statewide Facility Master Plan

Funding Source Name (thousands of dollars)	Pre-FY 2024	FY 2024	FY 2025	FY 2026	FY 2027	FY 2028	FY 2029	Post- FY 2029	Total Capital
RI Capital Plan Fund	2,664	3,635	-	-	-	-	-	-	6,299
Total:	2,664	3,635	-	-	-	-	-	-	6,299

Department of Administration

Substance Abuse Group Homes Asset Protection

The Governor recommends financing \$0.9 million in FY 2024 from the RI Capital Plan Fund for substance abuse group home asset protection projects. Projects include general renovations to state-owned substance abuse facilities to include remodeling for ADA compliance, replacement of roofs, HVAC systems, and emergency repairs. For FY 2025 onward, this project along with all other BHDDH group home asset protection projects will be consolidated into the new "Group Homes Consolidation" asset protection capital project.

Project Spending by Year and Financing Source
Substance Abuse Group Homes Asset Protection

Funding Source Name (thousands of dollars)	Pre-FY 2024	FY 2024	FY 2025	FY 2026	FY 2027	FY 2028	FY 2029	Post- FY 2029	Total Capital
RI Capital Plan Fund	1,285	865	-	-	-	-	-	-	2,150
Total:	1,285	865	-	-	-	-	-	-	2,150

Veterans' Auditorium

The Governor recommends financing \$1.2 million from the RI Capital Plan Fund in FY 2024 -FY 2029 for renovations to the Veterans' Memorial Auditorium, which is owned and operated by the Rhode Island Convention Center Authority. The renovations include theater audio system replacement, LED stage lighting upgrades and general asset protection projects.

Project Spending by Year and Financing Source
Veterans' Auditorium

Funding Source Name (thousands of dollars)	Pre-FY 2024	FY 2024	FY 2025	FY 2026	FY 2027	FY 2028	FY 2029	Post- FY 2029	Total Capital
RI Capital Plan Fund	8,906	100	400	380	100	100	100	500	10,586
Total:	8,906	100	400	380	100	100	100	500	10,586

Washington County Government Center

The Governor recommends financing \$2.7 million from the RI Capital Plan Fund in FY 2024 -FY 2029 for HVAC repairs and upgrades and general asset protection funding.

Project Spending by Year and Financing Source
Washington County Government Center

Funding Source Name (thousands of dollars)	Pre-FY 2024	FY 2024	FY 2025	FY 2026	FY 2027	FY 2028	FY 2029	Post- FY 2029	Total Capital
RI Capital Plan Fund	1,467	650	800	600	150	150	150	150	4,117
Total:	1,467	650	800	600	150	150	150	150	4,117

Department of Administration

William Powers Building

The Governor recommends financing \$17.6 million in FY 2024 - FY 2029 from the RI Capital Plan Fund for the continuing renovation of the William Powers Building located in Providence. The William Powers building houses the Departments of Administration and Revenue, and other ancillary operations of boards and commissions. Planned projects include HVAC upgrades, bathroom renovations, window and envelope repairs, and elevator renovations.

Project Spending by Year and Financing Source
William Powers Building

Funding Source Name (thousands of dollars)	Pre-FY 2024	FY 2024	FY 2025	FY 2026	FY 2027	FY 2028	FY 2029	Post- FY 2029	Total Capital
RI Capital Plan Fund	8,222	7,100	2,400	2,200	2,350	1,850	1,700	-	25,822
Total:	8,222	7,100	2,400	2,200	2,350	1,850	1,700	-	25,822

Zambarano Buildings and Campus

The Governor recommends financing \$22.9 million in FY 2024 - FY 2029 from the RI Capital Plan Fund for asset protection of buildings, equipment, road, parking, open space, and utilities at the Zambarano Campus in Burrillville. Funding includes \$2.9 million in FY 2023 for a new ventilator unit in the Beazley building. This multi-year scope of work will make the repairs necessary to ensure the reliability of the campus infrastructure that includes the domestic water supply, the wastewater disposal system, the steam heat, and the electricity provided to the buildings that house institutional patients on the campus.

Project Spending by Year and Financing Source
Zambarano Buildings and Campus

Funding Source Name (thousands of dollars)	Pre-FY 2024	FY 2024	FY 2025	FY 2026	FY 2027	FY 2028	FY 2029	Post- FY 2029	Total Capital
RI Capital Plan Fund	12,387	13,220	4,740	2,850	250	900	900	-	35,247
Total:	12,387	13,220	4,740	2,850	250	900	900	-	35,247

Department of Administration

Zambarano Long Term Acute Care Hospital

The Governor recommends \$107.1 million from FY 2024 - FY 2029 to construct a new licensed long term acute care hospital facility on the Zambarano Campus in Burrillville. This new modern facility will replace the existing Beazley building which is not suitable for renovation as a medical facility. The new building will be energy and cost-efficient for providing medical care to patients. Following completion, the State intends to work with federal Medicaid authorities to explore federal reimbursement opportunities for the facility's capital asset depreciation over the ensuing decades.

Project Spending by Year and Financing Source
Zambarano Long Term Acute Care Hospital

Funding Source Name (thousands of dollars)	Pre-FY 2024	FY 2024	FY 2025	FY 2026	FY 2027	FY 2028	FY 2029	Post- FY 2029	Total Capital
RI Capital Plan Fund	-	1,500	7,100	26,066	23,804	24,428	24,156	-	107,053
Total:	-	1,500	7,100	26,066	23,804	24,428	24,156	-	107,053

Department of Business Regulation

The primary function of the Department of Business Regulation is to implement state laws mandating the regulation and licensing of designated businesses, professions, occupations and other specified activities. The Department is comprised of seven divisions and Central Management, which includes the budget, regulatory standards, compliance and enforcement. The Department also houses other commissions including the Real Estate Commission, Real Estate Appraisal Board, Rhode Island Board of Accountancy, the Certified Constables' Board, and the Racing and Athletics Hearing Board. The Office of the Fire Marshal oversees the Fire Training Academy. The Office of the Fire Marshal was moved to the Department in FY 2019.

Capital Spending by Agency and Financing Source

Department of Business Regulation									
Pre-FY 2024 Through Post-FY 2029									
(thousands of dollars)									

Funding Source Name	Pre-FY 2024	FY 2024	FY 2025	FY 2026	FY 2027	FY 2028	FY 2029	Post- FY 2029	Total Capital
RI Capital Plan Fund	-	5,715	1,941	675	-	-	-	-	8,331
State Fleet Replacement Fund	-	224	386	274	352	605	516	4,145	6,501
Total:	-	5,939	2,327	949	352	605	516	4,145	14,832

Department of Business Regulation

Department of Business Regulation Vehicle Fleet

The Governor recommends financing \$2.4 million from the State Fleet Replacement Fund in FY 2024 - FY 2029 to schedule replacement of forty-nine vehicles, including two vehicles for the Cannabis Program. New vehicles are required to ensure the safety and effectiveness of employees performing examinations and investigations.

Project Spending by Year and Financing Source

Department of Business Regulation Vehicle Fleet

Funding Source Name (thousands of dollars)	Pre-FY 2024	FY 2024	FY 2025	FY 2026	FY 2027	FY 2028	FY 2029	Post- FY 2029	Total Capital
State Fleet Replacement Fund	-	224	386	274	352	605	516	4,145	6,501
Total:	-	224	386	274	352	605	516	4,145	6,501

Fire Academy Expansion

The Governor recommends \$8.3 million from the RI Capital Plan Fund from FY 2024 - FY 2025 for the expansion of the Fire Academy located in Exeter, RI. Funding will be used to expand the Fire Training Academy auditorium, confined space and trench rescue training simulators, and the reuse of an existing State-owned building as an evidence repository.

Project Spending by Year and Financing Source

Fire Academy Expansion

Funding Source Name (thousands of dollars)	Pre-FY 2024	FY 2024	FY 2025	FY 2026	FY 2027	FY 2028	FY 2029	Post- FY 2029	Total Capital
RI Capital Plan Fund	-	5,715	1,941	675	-	-	-	-	8,331
Total:	-	5,715	1,941	675	-	-	-	-	8,331

Executive Office of Commerce

The Executive Office of Commerce was established to oversee and serve as the lead agency of the Executive Branch for managing the promotion of commerce and the state's economy. This Office implements economic development initiatives and programs that seek to create opportunity for all Rhode Islanders. The Executive Office of Commerce also has the power to oversee functions of the Department of Business Regulation (DBR), the Office of Health Insurance Commissioner (OHIC), the Rhode Island Commerce Corporation, and the I-195 Redevelopment Commission, the Quonset Development Corporation (QDC) and Rhode Island Housing and Mortgage Finance Corporation (RI Housing).

Capital Spending by Agency and Financing Source

Executive Office of Commerce									
Pre-FY 2024 Through Post-FY 2029									
(thousands of dollars)									
Funding Source Name	Pre-FY 2024	FY 2024	FY 2025	FY 2026	FY 2027	FY 2028	FY 2029	Post- FY 2029	Total Capital
American Rescue Plan – Capital Projects Fund	-	24,957	-	-	-	-	-	-	24,957
American Rescue Plan – State Fiscal Recovery Funds	6,000	94,000	-	-	-	-	-	-	100,000
G.O. New Referenda	-	-	-	10,000	10,000	-	-	-	20,000
P.L. 2016, Ch. 142 - Issued	12,066	4,950	12,280	9,954	250	250	250	-	40,000
P.L. 2020, Ch. 80 - Issued	13,107	14,793	-	-	-	-	-	-	27,900
P.L. 2020, Ch. 80 - Unissued	-	-	13,200	10,000	6,900	6,000	-	-	36,100
RI Capital Plan Fund	3,977	964	8,396	3,200	3,200	700	-	-	20,437
Total:	35,150	139,664	33,876	33,154	20,350	6,950	250	-	269,394

Executive Office of Commerce

Broadband Infrastructure

The Governor recommends \$25.0 million in federal American Rescue Plan Act Capital Project Funds in FY 2024 for the financing of broadband projects to provide high-speed, reliable internet to all Rhode Islanders. In partnership with the director of business regulation, The Executive Office of Commerce will run a series of requests for proposals for broadband infrastructure projects, providing funds to municipalities, public housing authorities, business cooperatives and local internet service providers for projects targeted at those unserved and underserved by the current infrastructure as defined by national telecommunications and information administration standards. This investment will be used to augment or provide a match for federal funds for broadband investment made available through the Infrastructure Investment and Jobs Act.

Project Spending by Year and Financing Source

Broadband Infrastructure

Funding Source Name (thousands of dollars)	Pre-FY 2024	FY 2024	FY 2025	FY 2026	FY 2027	FY 2028	FY 2029	Post- FY 2029	Total Capital
American Rescue Plan – Capital Projects Fund	-	24,957	-	-	-	-	-	-	24,957
Total:	-	24,957	-	-	-	-	-	-	24,957

Economic Relief through Port Investment

The Governor recommends \$59.0 million in FY 2024 in American Rescue Plan Act (ARPA) State Fiscal Recovery funds to finance the expansion of a program developing port infrastructure and services at the Port of Davisville in Quonset in accordance with the Quonset Development Corporation's master plan.

Project Spending by Year and Financing Source

Economic Relief through Port Investment

Funding Source Name (thousands of dollars)	Pre-FY 2024	FY 2024	FY 2025	FY 2026	FY 2027	FY 2028	FY 2029	Post- FY 2029	Total Capital
American Rescue Plan – State Fiscal Recovery Funds	6,000	59,000	-	-	-	-	-	-	65,000
Total:	6,000	59,000	-	-	-	-	-	-	65,000

Executive Office of Commerce

I-195 Commission

The Governor recommends \$3.7 million in FY 2024 - FY 2028 from the RI Capital Plan Fund for development of the I-195 surplus land pursuant to the I-195 Redevelopment Act of 2011. The financing will continue to be utilized for engineering studies, legal work for ongoing and prospective deals, and the design and construction of additional park infrastructure enhancements.

Project Spending by Year and Financing Source

I-195 Commission

Funding Source Name (thousands of dollars)	Pre-FY 2024	FY 2024	FY 2025	FY 2026	FY 2027	FY 2028	FY 2029	Post- FY 2029	Total Capital
RI Capital Plan Fund	3,977	964	646	700	700	700	-	-	7,687
Total:	3,977	964	646	700	700	700	-	-	7,687

I-195 Park Improvements

In March 2021, voters approved \$4.0 million in general obligation bonds to finance the construction of park infrastructure enhancements adjacent to the Providence River Pedestrian Bridge in the I-195 District. The Governor recommends \$3.9 million of expenditures in and \$3.0 million from the RI Capital Plan Fund in FY 2024 and FY 2025. The Commission will construct park infrastructure enhancements, including a pavilion for food and beverage service, enhanced infrastructure, office space, and a small storage facility. The additions will help the Commission to create a vibrant and attractive open space in the I-195 District that can be a destination for all Rhode Islanders.

Project Spending by Year and Financing Source

I-195 Park Improvements

Funding Source Name (thousands of dollars)	Pre-FY 2024	FY 2024	FY 2025	FY 2026	FY 2027	FY 2028	FY 2029	Post- FY 2029	Total Capital
P.L. 2020, Ch. 80 - Issued	151	3,849	-	-	-	-	-	-	4,000
RI Capital Plan Fund	-	-	3,000	-	-	-	-	-	3,000
Total:	151	3,849	3,000	-	-	-	-	-	7,000

Executive Office of Commerce

Innovation Centers

The Governor recommends \$18.0 million in general obligation bond proceeds in FY 2024 - FY 2029 to support additional business collaborations with higher education institutions, where cutting-edge research will be developed into new products, services, and businesses. \$20.0 million for the project was authorized by voters in November 2016, with \$20.0 million of issued general obligation proceeds issued to date. The Innovation Centers program is in the process of negotiating final agreements with selected teams. The program has previously obligated financing to several projects, including the RI Innovation Hub and Accelerator, the University of Rhode Island & Arizona State University Innovation Hub, and the RI Agricultural Technology Park.

Project Spending by Year and Financing Source

Innovation Centers

Funding Source Name (thousands of dollars)	Pre-FY 2024	FY 2024	FY 2025	FY 2026	FY 2027	FY 2028	FY 2029	Post- FY 2029	Total Capital
P.L. 2016, Ch. 142 - Issued	2,030	4,170	7,280	5,770	250	250	250	-	20,000
Total:	2,030	4,170	7,280	5,770	250	250	250	-	20,000

Port of Davisville Infrastructure

The Governor recommends \$20.0 million of general obligation bonds be placed on the November 2022 ballot for voter approval to finance the completion of the Terminal 5 Access Road at the Port of Davisville. The access road will provide an oversized freight corridor directly between the new Terminal 5 Pier and 40 acres of existing laydown area that is available at the Port. The Terminal 5 Access Road will allow offshore wind and other large project cargo that is unloaded at the Terminal 5 Pier to be transported to the laydown area without the interference of overhead wires and other obstructions close to the right-of-way. The funding will also be used to complete an additional 33 acres of laydown area at the Port.

Project Spending by Year and Financing Source

Port of Davisville Infrastructure

Funding Source Name (thousands of dollars)	Pre-FY 2024	FY 2024	FY 2025	FY 2026	FY 2027	FY 2028	FY 2029	Post- FY 2029	Total Capital
G.O. New Referenda	-	-	-	10,000	10,000	-	-	-	20,000
Total:	-	-	-	10,000	10,000	-	-	-	20,000

Executive Office of Commerce

Port of Davisville Modernization

The Governor recommends \$11.6 million in general obligation bond proceeds from FY 2024 -FY 2025 to finance modernization, expansion, and improvements to the Port of Davisville. \$20.0 million was approved by voters in March 2021, these funds will support the expansion of Quonset Point Business Park waterfront with channel dredging and construction of a new pier for ocean transport barges.

Project Spending by Year and Financing Source
Port of Davisville Modernization

Funding Source Name (thousands of dollars)	Pre-FY 2024	FY 2024	FY 2025	FY 2026	FY 2027	FY 2028	FY 2029	Post- FY 2029	Total Capital
P.L. 2020, Ch. 80 - Issued	8,377	8,423	-	-	-	-	-	-	16,800
P.L. 2020, Ch. 80 - Unissued	-	-	3,200	-	-	-	-	-	3,200
Total:	8,377	8,423	3,200	-	-	-	-	-	20,000

ProvPort

The Governor recommends \$10.0 million in FY 2024 - FY 2026 from the 2016 general obligation bond authorization to increase terminal capacity at the Port of Providence, specifically by financing the acquisition of up to 25 acres of land located between Allens Avenue in the City of Providence and the Providence River. This complements the \$10.0 million of proceeds under P.L. 2016, Ch 142 prior to FY 2024. Once acquired and improved, the State of Rhode Island anticipates leasing the land to ProvPort, the City of Providence's current port operator. ProvPort, in turn, will enter subleases with one or more private terminal operators. Those entities will make private investments in their terminal operations as well as pay fees to ProvPort for the land they lease. The State will share in the gross revenues, including sublease payments, generated from the expanded port area. The State will also realize additional income taxes from expanded employment.

Project Spending by Year and Financing Source
ProvPort

Funding Source Name (thousands of dollars)	Pre-FY 2024	FY 2024	FY 2025	FY 2026	FY 2027	FY 2028	FY 2029	Post- FY 2029	Total Capital
P.L. 2016, Ch. 142 - Issued	10,036	780	5,000	4,184	-	-	-	-	20,000
Total:	10,036	780	5,000	4,184	-	-	-	-	20,000

Executive Office of Commerce

Quonset Carrier Pier

The Governor recommends \$2.3 million from the RI Capital Plan Fund to complete an evaluation and replacement design study on the reconstruction of the Quonset Naval Air Station aircraft carrier pier located at the Port of Davisville. The study will provide analysis on alternatives, including a full opinion of estimated costs on the replacement of the pier and waterfront infrastructure that will help to support the blue economy in the state.

Project Spending by Year and Financing Source

Quonset Carrier Pier

Funding Source Name (thousands of dollars)	Pre-FY 2024	FY 2024	FY 2025	FY 2026	FY 2027	FY 2028	FY 2029	Post- FY 2029	Total Capital
RI Capital Plan Fund	-	-	2,250	-	-	-	-	-	2,250
Total:	-	-	2,250	-	-	-	-	-	2,250

Quonset Infrastructure

The Governor recommends \$7.5 million from the RI Capital Plan Fund from FY 2025 - FY 2027 for upgrades and replacement of critical infrastructure at the Quonset Business Park. More than 239 companies employing 14,379 people rely upon the Corporation for water supply and wastewater treatment, as well as for roadway maintenance and public works services. The infrastructure systems include components of the water supply and distribution system, the wastewater treatment facility, and buildings owned by the Corporation, as well as equipment to support the Corporation's public works activities. These funds are critical to providing modern, robust facilities to allow the Corporation to continue to attract new tenants and jobs, building upon the success of the Business Park.

Project Spending by Year and Financing Source

Quonset Infrastructure

Funding Source Name (thousands of dollars)	Pre-FY 2024	FY 2024	FY 2025	FY 2026	FY 2027	FY 2028	FY 2029	Post- FY 2029	Total Capital
RI Capital Plan Fund	-	-	2,500	2,500	2,500	-	-	-	7,500
Total:	-	-	2,500	2,500	2,500	-	-	-	7,500

Executive Office of Commerce

South Quay Marine Terminal

The Governor recommends \$35.0 million in FY 2024 of American Rescue Plan Act (ARPA) State Fiscal Recovery funds for the support of the development of an integrated and centralized hub of intermodal shipping designed to support the offshore wind industry along memorial parkway in the East Providence waterfront special development district. Funds may be used for design and development of the waterfront portion of the terminal into a marine-industrial facility.

Project Spending by Year and Financing Source
South Quay Marine Terminal

Funding Source Name (thousands of dollars)	Pre-FY 2024	FY 2024	FY 2025	FY 2026	FY 2027	FY 2028	FY 2029	Post- FY 2029	Total Capital
American Rescue Plan – State Fiscal Recovery Funds	-	35,000	-	-	-	-	-	-	35,000
Total:	-	35,000	-	-	-	-	-	-	35,000

Statewide Industrial Site Development

In March 2021, voters approved \$40.0 million of general obligation bonds to finance industrial site development. The Governor recommends \$2.5 million in FY 2024, \$10.0 million in FY 2025, \$10.0 million in FY 2026, \$6.9 million in FY 2027, and \$6.0 million in FY 2028. Funds will be allocated competitively for the purpose of preparing sites for the development of facilities related to manufacturing, assembly, distribution, and other job-producing commercial activities.

Project Spending by Year and Financing Source
Statewide Industrial Site Development

Funding Source Name (thousands of dollars)	Pre-FY 2024	FY 2024	FY 2025	FY 2026	FY 2027	FY 2028	FY 2029	Post- FY 2029	Total Capital
P.L. 2020, Ch. 80 - Issued	4,579	2,521	-	-	-	-	-	-	7,100
P.L. 2020, Ch. 80 - Unissued	-	-	10,000	10,000	6,900	6,000	-	-	32,900
Total:	4,579	2,521	10,000	10,000	6,900	6,000	-	-	40,000

Department of Housing

The Department of Housing was established as a separate department within the Executive Branch effective January 1, 2023, by the General Assembly during the legislative session in 2022. The Department of Housing will allow the State of Rhode Island to better address the housing challenges facing Rhode Islanders with available state and federal resources.

The law creating the Department of Housing elevated the position of Deputy Secretary of Housing to Secretary of Housing, who is provided direct oversight over the Office of Housing and Community Development and is tasked with coordinating with all agencies directly related to housing initiatives, including the Rhode Island Housing and Mortgage Finance Corporation, Coastal Resources Management Council, Department of Environmental Management, Department of Business Regulation, Department of Transportation, and Housing Resources Commission.

Capital Spending by Agency and Financing Source

Department of Housing Pre-FY 2024 Through Post-FY 2029 (thousands of dollars)									
Funding Source Name	Pre-FY 2024	FY 2024	FY 2025	FY 2026	FY 2027	FY 2028	FY 2029	Post- FY 2029	Total Capital
G.O. New Referenda	-	-	-	34,615	43,730	21,655	-	-	100,000
P.L. 2016, Ch. 142 - Issued	39,072	928	-	-	-	-	-	-	40,000
P.L. 2020, Ch. 80 - Issued	8,500	40,500	-	-	-	-	-	-	49,000
P.L. 2020, Ch. 80 - Unissued	-	-	12,000	4,000	-	-	-	-	16,000
Total:	47,572	41,428	12,000	38,615	43,730	21,655	-	-	205,000

Department of Housing

Affordable Housing

The Governor recommends \$41.4 million in FY 2024, \$12.0 million in FY 2025 and \$4.0 million in FY 2026 in general obligation bonds to finance continued investment in affordable housing. The Governor also recommends \$100.0 million of general obligation bonds be placed on the November 2024 ballot for voter approval for the continuation of financing of affordable housing programs. The new resources will build upon \$10 million in proceeds from the 2016 authorization of general obligations bonds to be spent in FY 2024 for community revitalization projects. This is in addition to \$39.1 million of issued bond proceeds that have been spent prior to FY 2024, authorized in 2016. These investments support affordable housing opportunity programs through the redevelopment of existing structures and new construction.

Project Spending by Year and Financing Source Affordable Housing

Funding Source Name (thousands of dollars)	Pre-FY 2024	FY 2024	FY 2025	FY 2026	FY 2027	FY 2028	FY 2029	Post- FY 2029	Total Capital
G.O. New Referenda	-	-	-	34,615	43,730	21,655	-	-	100,000
P.L. 2016, Ch. 142 - Issued	39,072	928	-	-	-	-	-	-	40,000
P.L. 2020, Ch. 80 - Issued	8,500	40,500	-	-	-	-	-	-	49,000
P.L. 2020, Ch. 80 - Unissued	-	-	12,000	4,000	-	-	-	-	16,000
Total:	47,572	41,428	12,000	38,615	43,730	21,655	-	-	205,000

Department of Revenue

The Department of Revenue has eight programmatic functions including Central Management (Director of Revenue), Taxation; State Lottery, Registry of Motor Vehicles, Revenue Analysis, Municipal Finance, State Aid, and Collections.

Capital Spending by Agency and Financing Source

Department of Revenue									
Pre-FY 2024 Through Post-FY 2029									
(thousands of dollars)									

Funding Source Name	Pre-FY 2024	FY 2024	FY 2025	FY 2026	FY 2027	FY 2028	FY 2029	Post- FY 2029	Total Capital
Other Funds	-	1,060	500	500	-	-	-	-	2,060
RI Capital Plan Fund	493	850	-	-	-	-	-	-	1,343
Total:	493	1,910	500	500	-	-	-	-	3,403

Department of Revenue

Lottery - HVAC

The Governor recommends \$1.0 million from Lottery funds in FY 2025 - FY 2026 to finance a replacement HVAC system for the Lottery building located on Pontiac Avenue in Cranston.

Project Spending by Year and Financing Source

Lottery - HVAC

Funding Source Name (thousands of dollars)	Pre-FY 2024	FY 2024	FY 2025	FY 2026	FY 2027	FY 2028	FY 2029	Post- FY 2029	Total Capital
Other Funds	-	-	500	500	-	-	-	-	1,000
Total:	-	-	500	500	-	-	-	-	1,000

Lottery - Office Space

The Governor recommends \$850,000 from the RI Capital Plan Fund in FY 2024 to finance the installation of a backup power generator in the Lottery building to be used in case of an extended power outage, and \$1.1 million from Lottery Funds in FY 2024 to finance improvements to the Lottery building, increasing the office's operational capacity in response to new service offerings such as retail and mobile sports betting and iGaming.

Project Spending by Year and Financing Source

Lottery - Office Space

Funding Source Name (thousands of dollars)	Pre-FY 2024	FY 2024	FY 2025	FY 2026	FY 2027	FY 2028	FY 2029	Post- FY 2029	Total Capital
Other Funds	-	1,060	-	-	-	-	-	-	1,060
RI Capital Plan Fund	493	850	-	-	-	-	-	-	1,343
Total:	493	1,910	-	-	-	-	-	-	2,403

Secretary of State

One of the five general officers subject to voter election, the Secretary of State administers all activities of the Office as prescribed by the Rhode Island Constitution and state law. As the custodian of state records, the Office has a vital role in providing the public with basic information about the workings of state government and consists of six divisions and one internal service fund. Divisions of the Secretary of State include Administration, Corporations, Elections and Civics, Public Information, State Archives, and the Record Center.

Capital Spending by Agency and Financing Source

Secretary of State									
Pre-FY 2024 Through Post-FY 2029									
(thousands of dollars)									

Funding Source Name	Pre-FY 2024	FY 2024	FY 2025	FY 2026	FY 2027	FY 2028	FY 2029	Post- FY 2029	Total Capital
G.O. New Referenda	-	-	-	-	27,311	32,689	-	-	60,000
Private Funding	-	-	-	-	14,409	17,246	-	-	31,655
RI Capital Plan Fund	-	-	3,757	3,902	2,341	-	-	-	10,000
Total:	-	-	3,757	3,902	44,061	49,935	-	-	101,655

Secretary of State

Rhode Island Archives and History Center

The Governor recommends \$101.7 million in FY 2025 - FY 2028 for the construction of the Rhode Island Archives and History Center. The new building would serve as a permanent home for the Archives, currently located in leased space, and would provide for the display of historical documents and artifacts. The Governor recommends \$60.0 million in new general obligation bond proceeds that will be subject to voter approval in November 2024, \$10.0 million from the RI Capital Plan Fund, and \$31.7 million from an as yet undetermined combination of federal and private grant funding.

**Project Spending by Year and Financing Source
Rhode Island Archives and History Center**

Funding Source Name (thousands of dollars)	Pre-FY 2024	FY 2024	FY 2025	FY 2026	FY 2027	FY 2028	FY 2029	Post- FY 2029	Total Capital
G.O. New Referenda	-	-	-	-	27,311	32,689	-	-	60,000
Private Funding	-	-	-	-	14,409	17,246	-	-	31,655
RI Capital Plan Fund	-	-	3,757	3,902	2,341	-	-	-	10,000
Total:	-	-	3,757	3,902	44,061	49,935	-	-	101,655

Public Utilities Commission

Comprised of two distinct regulatory bodies, the Division of Public Utilities and Carriers and the Public Utilities Commission, the Public Utilities Commission serves as a quasi-judicial tribunal with jurisdiction, powers, and duties to implement and enforce the standards of conduct for all public utilities and common carriers of property and persons. Both divisions also hold hearings and investigations involving rates, tariffs, tolls, and charges.

Additionally, while the Commission exercises jurisdiction over the sites of potential energy facilities, the Division of Public Utilities and Carriers supervises and regulates Community Antenna Television Systems (CATV), transactions between public utilities and affiliates, as well as public utility debt and equity issuances.

Capital Spending by Agency and Financing Source

Public Utilities Commission									
Pre-FY 2024 Through Post-FY 2029									
(thousands of dollars)									

Funding Source Name	Pre-FY 2024	FY 2024	FY 2025	FY 2026	FY 2027	FY 2028	FY 2029	Post- FY 2029	Total Capital
Restricted Receipt Funds	-	125	50	100	200	150	-	-	625
Total:	-	125	50	100	200	150	-	-	625

Public Utilities Commission

Public Utilities Commision Asset Protection

The Governor recommends \$625,000 in restricted receipts in FY 2024 - FY 2028 to finance asset protection projects at the Public Utilities Commission headquarters at 89 Jefferson Boulevard. Projects include exterior window replacement, roof membrane replacement and water mitigation projects. The restricted receipts are assessments on Rhode Island utility companies.

Project Spending by Year and Financing Source
Public Utilities Commision Asset Protection

Funding Source Name (thousands of dollars)	Pre-FY 2024	FY 2024	FY 2025	FY 2026	FY 2027	FY 2028	FY 2029	Post- FY 2029	Total Capital
Restricted Receipt Funds	-	125	50	100	200	150	-	-	625
Total:	-	125	50	100	200	150	-	-	625

Health and Human Services

**Department of Children, Youth and Families
Department of Health
Behavioral Healthcare, Developmental Disabilities and Hospitals
Department of Human Services**

Department of Children, Youth, and Families

The Department of Children, Youth and Families provides services to children and youth, both directly and in partnership with private sector agencies. A number of state and privately-owned facilities are used to provide these services. The Department is responsible for facilities at the Rhode Island Training School for Youth at the Pastore Center, the Groden School on Cowesett and Mt. Hope Avenues, and the building occupied by the North American Family Institute.

In the past, the Department's Capital Improvement Plan has primarily focused on the construction and repair needs of the Rhode Island Training School for Youth. Projects at the Training School, many of which were mandated by court order, have included the renovation of the Youth Correctional Center, the construction of a new school building, and the installation of an air conditioning system and additional fencing. In FY 2009, the Thomas C. Slater Training School opened, and the old facility was vacated by the Department.

Capital Spending by Agency and Financing Source

Department of Children, Youth, and Families									
Pre-FY 2024 Through Post-FY 2029									
(thousands of dollars)									

Funding Source Name	Pre-FY 2024	FY 2024	FY 2025	FY 2026	FY 2027	FY 2028	FY 2029	Post- FY 2029	Total Capital
American Rescue Plan – State Fiscal Recovery Funds	675	8,326	2,000	-	-	-	-	-	11,000
Federal Funds	750	22,840	3,200	2,400	-	-	-	-	29,190
General Revenue	-	5,205	90	102	144	180	264	618	6,603
Other Funds	750	14,850	4,800	3,600	-	-	-	-	24,000
RI Capital Plan Fund	2,473	15,250	15,250	15,250	250	250	250	255	49,229
Total:	4,648	66,471	25,340	21,352	394	430	514	873	120,022

Department of Children, Youth, and Families

Comprehensive Child Welfare Information System

The Governor recommends a total of \$55.0 million to replace the Rhode Island Children's Information System (RICHIST) with a new comprehensive child welfare information system in FY 2024 - FY 2026. The existing RICHIST system is a 25-year-old client-server data system written in PowerBuilder, an obsolete system. The recommendation assumes about 50% of the financing will be available from federal resources, or \$28.4 million, approximately 6% of the financing, or \$3.4 million, will be financed from General Revenues, and about 42%, or \$23.2 million, will be financed by the Large Systems Initiatives Fund.

Project Spending by Year and Financing Source Comprehensive Child Welfare Information System

Funding Source Name (thousands of dollars)	Pre-FY 2024	FY 2024	FY 2025	FY 2026	FY 2027	FY 2028	FY 2029	Post- FY 2029	Total Capital
Federal Funds	750	22,840	3,200	2,400	-	-	-	-	29,190
General Revenue	-	3,350	-	-	-	-	-	-	3,350
Other Funds	750	14,850	4,800	3,600	-	-	-	-	24,000
Total:	1,500	41,040	8,000	6,000	-	-	-	-	56,540

DCYF - Residential Treatment Facility

The Governor recommends \$45.0 million from the RI Capital Plan Fund from FY 2024 - FY 2026 for the construction of intensive residential treatment facilities (IRTF) that will provide female youth in Rhode Island more placement options to receive appropriate care for their individual levels of need. This project is projected to start construction in FY 2024 and with an estimated completion date in FY 2026.

Project Spending by Year and Financing Source DCYF - Residential Treatment Facility

Funding Source Name (thousands of dollars)	Pre-FY 2024	FY 2024	FY 2025	FY 2026	FY 2027	FY 2028	FY 2029	Post- FY 2029	Total Capital
RI Capital Plan Fund	-	15,000	15,000	15,000	-	-	-	-	45,000
Total:	-	15,000	15,000	15,000	-	-	-	-	45,000

Department of Children, Youth, and Families

DCYF Vehicle Fleet

The Governor recommends \$2.6 million in General Revenues from FY 2024 to FY 2029 to continue funding the replacement of DCYF's aging fleet. This continues an ongoing plan, in which the Department intends to lease vehicles using the State's master price agreement to lease zero-emission vehicles. Each vehicle will be leased for three years, with the option of two 12-month extensions.

Project Spending by Year and Financing Source

DCYF Vehicle Fleet

Funding Source Name (thousands of dollars)	Pre-FY 2024	FY 2024	FY 2025	FY 2026	FY 2027	FY 2028	FY 2029	Post- FY 2029	Total Capital
General Revenue	-	1,854	90	102	144	180	264	618	3,252
Total:	-	1,854	90	102	144	180	264	618	3,252

Psychiatric Residential Treatment Facility Modifications

The Governor recommends \$10.3 million in American Rescue Plan Act (ARPA) State Fiscal Recovery Funds from FY 2024 to FY 2025 to finance the renovation of a private facility that will increase capacity in the state for female residents in the Psychiatric Residential Treatment Facility (PRTF) program, which is operated in partnership with Saint Mary's Home for Children. PRTF capacity in the state has been a longstanding concern, and this project takes advantage of one-time federal funding from the American Rescue Plan Act State Fiscal Recovery Fund to address this need in the state. A total of \$11.0 million in ARPA funds were set aside for this purpose in the FY 2023 Enacted budget, and the timeline for this project will have that full allotment spent by the federally imposed ARPA spending deadline of December 31, 2026.

Project Spending by Year and Financing Source

Psychiatric Residential Treatment Facility Modifications

Funding Source Name (thousands of dollars)	Pre-FY 2024	FY 2024	FY 2025	FY 2026	FY 2027	FY 2028	FY 2029	Post- FY 2029	Total Capital
American Rescue Plan – State Fiscal Recovery Funds	675	8,326	2,000	-	-	-	-	-	11,000
Total:	675	8,326	2,000	-	-	-	-	-	11,000

Department of Children, Youth, and Families

Training School Asset Protection

The Governor recommends funding of \$1.5 million in FY 2024 - FY 2029 from the RI Capital Plan Fund. This project includes funding for various repairs and improvements to the RI Training School for Youth. Repairs and improvements include updates to the existing security camera system, hot water heater replacement, and the resolution of other structural issues.

Project Spending by Year and Financing Source**Training School Asset Protection**

Funding Source Name (thousands of dollars)	Pre-FY 2024	FY 2024	FY 2025	FY 2026	FY 2027	FY 2028	FY 2029	Post- FY 2029	Total Capital
RI Capital Plan Fund	2,473	250	250	250	250	250	250	255	4,229
Total:	2,473	250	250	250	250	250	250	255	4,229

Department of Health

The Department of Health (DOH) operates several facilities. The Cannon Building on Capitol Hill houses administrative functions. The Chapin Building houses the Laboratory at 50 Orms Street in Providence. In 2020, the State purchased a new facility for the Office of the Medical Examiner, located at 900 Highland Corporate Drive in Cumberland. This office had also been located at the Chapin Building. Of these properties, most are managed by the Division of Capital Asset Management and Maintenance (DCAMM) under the Department of Administration (DOA), though DOH has responsibility for specialized equipment and vehicles that support the programs. The mission of the Laboratory is to provide accurate, timely, and effective laboratory services for public health, environmental protection, and forensic science purposes. Key program functions include early detection and identification of infectious diseases, identification and measurement of environmental contaminants, and the characterization of evidence collected at crime scenes. Services are provided to state municipal agencies, health care providers, and individuals in support of public health and safety goals.

Capital Spending by Agency and Financing Source

Department of Health Pre-FY 2024 Through Post-FY 2029 (thousands of dollars)									
Funding Source Name	Pre-FY 2024	FY 2024	FY 2025	FY 2026	FY 2027	FY 2028	FY 2029	Post- FY 2029	Total Capital
Federal Funds	4,190	30,070	47,456	-	-	-	-	-	81,717
Restricted Receipt Funds	-	386	-	3,991	-	-	-	-	4,377
RI Capital Plan Fund	1,585	9	4,022	8,764	400	400	400	-	15,580
State Revolving Fund	-	28	-	-	-	-	-	-	28
Total:	5,775	30,493	51,478	12,755	400	400	400	-	101,702

Department of Health

Department of Health Laboratory Building

The Governor recommends \$93.5 million in financing in FY 2024 - FY 2026 to construct a new state health laboratory building. This project will provide the State with the ability to expand existing programs and the additional space required for biocontainment, office space separate from the laboratory testing areas, and consolidated central shipping and receipt facilities. Project costs have increased primarily due to electrical system, HVAC, and plumbing costs. Substantial completion of the construction and occupancy of the new lab is estimated for early FY26. The Governor recommends \$77.5 million in financing from federal funds awarded by the Centers for Disease Control (CDC), \$11.6 million from the RI Capital Plan Fund, and \$4.4 million from RI Department of Health indirect funds to finance this project.

Project Spending by Year and Financing Source
Department of Health Laboratory Building

Funding Source Name (thousands of dollars)	Pre-FY 2024	FY 2024	FY 2025	FY 2026	FY 2027	FY 2028	FY 2029	Post- FY 2029	Total Capital
Federal Funds	4,190	30,070	47,456	-	-	-	-	-	81,717
Restricted Receipt Funds	-	386	-	3,991	-	-	-	-	4,377
RI Capital Plan Fund	-	-	3,222	8,364	-	-	-	-	11,586
Total:	4,190	30,456	50,678	12,355	-	-	-	-	97,680

Health Laboratories & Medical Examiner Equipment

The Governor recommends \$2.4 million in financing from the RI Capital Plan Fund for replacement of laboratory equipment at the Department of Health's State Health Laboratory from FY 2024 - FY 2029. Much of the agency's equipment is beyond its useful life, obsolete, or no longer supported by the manufacturer. To provide necessary testing services in the State Health Laboratory, this equipment must be replaced. New and updated equipment will supply the new State Health lab.

Project Spending by Year and Financing Source
Health Laboratories & Medical Examiner Equipment

Funding Source Name (thousands of dollars)	Pre-FY 2024	FY 2024	FY 2025	FY 2026	FY 2027	FY 2028	FY 2029	Post- FY 2029	Total Capital
RI Capital Plan Fund	1,585	9	800	400	400	400	400	-	3,994
Total:	1,585	9	800	400	400	400	400	-	3,994

Department of Health

Lab- Breath Analysis Vehicle Purchase

The Governor recommends \$28,100 in financing from the State Fleet Replacement Fund for replacement of one vehicle for the RI Department of Health's Forensic Breath Analysis Lab. The new vehicle for the Forensic Breath Analysis Lab will operate in the field, traveling daily statewide for court and calibration of breath testing instruments.

Project Spending by Year and Financing Source

Lab- Breath Analysis Vehicle Purchase

Funding Source Name (thousands of dollars)	Pre-FY 2024	FY 2024	FY 2025	FY 2026	FY 2027	FY 2028	FY 2029	Post- FY 2029	Total Capital
State Fleet Replacement Fund	-	28	-	-	-	-	-	-	28
Total:	-	28	-	-	-	-	-	-	28

Behavioral Healthcare, Developmental Disabilities and Hospitals

The Department of Behavioral Healthcare, Developmental Disabilities and Hospitals (BHDDH) provides grants through its capital program to regional centers that serve mentally ill and developmentally disabled clients. In addition, the Department is responsible for all substance abuse prevention and treatment programs through a community-based network of residential and outpatient treatment facilities, owned by state and private providers. These facilities are in various communities throughout Rhode Island, including on the grounds of the Pastore Campus in Cranston.

Capital Spending by Agency and Financing Source

Behavioral Healthcare, Developmental Disabilities and Hospitals

Pre-FY 2024 Through Post-FY 2029

(thousands of dollars)

Funding Source Name	Pre-FY 2024	FY 2024	FY 2025	FY 2026	FY 2027	FY 2028	FY 2029	Post- FY 2029	Total Capital
General Revenue	-	100	100	100	100	100	100	-	600
RI Capital Plan Fund	3,750	470	500	300	300	300	300	307	6,227
Total:	3,750	570	600	400	400	400	400	307	6,827

Behavioral Healthcare, Developmental Disabilities and Hospitals

DD Residential Support

The Governor recommends financing \$600,000 in FY 2024 - FY 2029 from the RI Capital Plan Fund to finance capital equipment and furniture for individuals with developmental disabilities at state-owned facilities.

Project Spending by Year and Financing Source
DD Residential Support

Funding Source Name (thousands of dollars)	Pre-FY 2024	FY 2024	FY 2025	FY 2026	FY 2027	FY 2028	FY 2029	Post- FY 2029	Total Capital
General Revenue	-	100	100	100	100	100	100	-	600
RI Capital Plan Fund	2,046	-	-	-	-	-	-	-	2,046
Total:	2,046	100	100	100	100	100	100	-	2,646

Hospital Equipment Asset Protection

The Governor recommends \$2.2 million from the RI Capital Plan Fund in FY 2024 - FY 2029 for the replacement of hospital equipment including replacing radiology, respiratory, and dietary system hardware necessary for the equipment to operate and maintain hospital records for Eleanor Slater Hospital.

Project Spending by Year and Financing Source
Hospital Equipment Asset Protection

Funding Source Name (thousands of dollars)	Pre-FY 2024	FY 2024	FY 2025	FY 2026	FY 2027	FY 2028	FY 2029	Post- FY 2029	Total Capital
RI Capital Plan Fund	1,704	470	500	300	300	300	300	307	4,181
Total:	1,704	470	500	300	300	300	300	307	4,181

Department of Human Services

The Department of Human Services continually rehabilitates fixed assets essential to providing basic and specialized services to needy individuals and families. The current Capital Improvement Plan focuses primarily on infrastructural improvements at the facilities operated by the Division of Veterans' Affairs. These include the Veterans' Home in Bristol and the Veterans' Memorial Cemetery in Exeter. Most of these projects are financed via the Veterans' Home restricted receipt account, established pursuant to R.I. General Law § 35-24-10.

Capital Spending by Agency and Financing Source

Department of Human Services									
Pre-FY 2024 Through Post-FY 2029									
(thousands of dollars)									

Funding Source Name	Pre-FY 2024	FY 2024	FY 2025	FY 2026	FY 2027	FY 2028	FY 2029	Post- FY 2029	Total Capital
Federal Funds	-	495	4,500	-	-	-	-	2,700	7,695
P.L. 2012, Ch. 241 - Issued	32,074	336	290	800	-	-	-	-	33,500
P.L. 2020, Ch. 80 - Issued	7,658	7,342	-	-	-	-	-	-	15,000
Restricted Receipt Funds	-	89	-	-	-	60	-	-	149
RI Capital Plan Fund	-	1,517	1,175	2,015	1,940	1,990	915	811	10,363
State Fleet Replacement Fund	-	425	134	95	-	-	-	-	654
Total:	39,732	10,204	6,099	2,910	1,940	2,050	915	3,511	67,361

Department of Human Services

Blind Vending Facilities

The Governor recommends financing of \$1.1 million from the RI Capital Plan Fund in FY 2024 - FY 2029 for the Business Enterprises Program of the Office of Rehabilitation Services. The program operates fifteen Blind Vending Facilities, which are managed exclusively by legally blind individuals. The facilities are located within state-, locally-, or federally-owned or occupied properties, and significant convenience to both governmental employees and the public-at-large. They also provide a source of meaningful employment to the client-entrepreneurs.

Project Spending by Year and Financing Source
Blind Vending Facilities

Funding Source Name (thousands of dollars)	Pre-FY 2024	FY 2024	FY 2025	FY 2026	FY 2027	FY 2028	FY 2029	Post- FY 2029	Total Capital
RI Capital Plan Fund	-	267	165	165	165	165	165	-	1,092
Total:	-	267	165	165	165	165	165	-	1,092

DHS & OHA State Fleet

The Governor recommends \$0.2 million in total funding from FY 2024 to FY 2026 to the upkeep of DHS's vehicle fleet. The recommended financing includes \$0.1 million of State Fleet Replacement Funds and \$0.1 million of restricted receipt funding. This funding will replace two older vehicles and finance the purchase of an additional third new vehicle.

Project Spending by Year and Financing Source
DHS & OHA State Fleet

Funding Source Name (thousands of dollars)	Pre-FY 2024	FY 2024	FY 2025	FY 2026	FY 2027	FY 2028	FY 2029	Post- FY 2029	Total Capital
Restricted Receipt Funds	-	89	-	-	-	-	-	-	89
State Fleet Replacement Fund	-	-	44	45	-	-	-	-	89
Total:	-	89	44	45	-	-	-	-	178

Department of Human Services

Early Childhood Care and Education Capital Fund

The Governor recommends \$7.3 million from the general obligation bonds approved by voters in March 2021, in FY 2024 to finance the Early Childhood Care and Education Capital Fund. The Fund enables physical improvements to and development of licensed early childhood care and education facilities. Quality early childhood education and childcare is necessary for a robust economy in support of parents in the workplace and as foundation to the academic success of Rhode Island's children. In 2019, only 20% of the physical space licensed for the State's four-year-old population meets the State definition of quality, and there are eighteen cities and towns that do not have any quality infant/toddler care options. These funds will support greater access to safe, high-quality early learning opportunities for Rhode Island children.

Project Spending by Year and Financing Source Early Childhood Care and Education Capital Fund

Funding Source Name (thousands of dollars)	Pre-FY 2024	FY 2024	FY 2025	FY 2026	FY 2027	FY 2028	FY 2029	Post- FY 2029	Total Capital
P.L. 2020, Ch. 80 - Issued	7,658	7,342	-	-	-	-	-	-	15,000
Total:	7,658	7,342	-	-	-	-	-	-	15,000

Veterans' Home Asset Protection

The Governor recommends \$6.4 million from FY 2024 - FY 2029 from the RI Capital Plan Fund to finance investments needed to protect the Veterans' Home residents moving into the new facility and to upgrade the existing facilities. The asset protection funding will allow the Office of Veterans' Affairs to address facility issues as they arise, extending the life of the facility.

Project Spending by Year and Financing Source Veterans' Home Asset Protection

Funding Source Name (thousands of dollars)	Pre-FY 2024	FY 2024	FY 2025	FY 2026	FY 2027	FY 2028	FY 2029	Post- FY 2029	Total Capital
RI Capital Plan Fund	-	500	760	1,550	1,525	1,525	500	511	6,871
Total:	-	500	760	1,550	1,525	1,525	500	511	6,871

Department of Human Services

Veterans' Home New Construction

The Governor recommends \$1.8 million in financing from FY 2024 - FY 2028 for the completion of new construction at the Veterans' Home. This includes \$4.8 million to finance final new construction projects, including upgrades to the security system, kitchens, rooftop cooling and heating units and additional parking, which will bring the home into compliance with federal safety codes and health regulations. The manual heating and cooling units at the Vets' home are not suited to the New England climate, and in the first year of occupancy, a coil in the system snapped. Since then, the cooling coils have been manually emptied every winter and refilled every spring. The fresh air intake system of the units is also incompatible with snow, which led to several shutdowns in the winter of 2021. If this unfit system is left alone, it is likely to lead to costly repairs in the future due to internal water damage accumulating in the units. Additionally, this project will add a secured entrance with a guard to the building, add refrigerators in neighborhoods to the generator to avoid wasting perishables, and expand parking availability. This project is to be funded with \$1.4 million from FY 2024 - FY 2026 from 2012 general obligation bond proceeds and \$0.3 million from the State Fleet Replacement Fund in FY 2024.

Project Spending by Year and Financing Source Veterans' Home New Construction

Funding Source Name (thousands of dollars)	Pre-FY 2024	FY 2024	FY 2025	FY 2026	FY 2027	FY 2028	FY 2029	Post- FY 2029	Total Capital
P.L. 2012, Ch. 241 - Issued	32,074	336	290	800	-	-	-	-	33,500
State Fleet Replacement Fund	-	335	-	-	-	-	-	-	335
Total:	32,074	671	290	800	-	-	-	-	33,835

Department of Human Services

Veterans' Memorial Cemetery Asset Protection

The Governor recommends a total \$7.4 million from FY 2024 - FY 2029 for various asset protection projects and equipment at the Veterans' Memorial Cemetery. The recommended financing includes \$2.1 million from the RI Capital Plan Fund, \$5.0 million from federal funds, \$0.1 million from restricted receipts, and \$0.2 million from the State Fleet Replacement Fund. Current projects include the cemetery expansion and crypt pre-placement, expansion of the memorial walkway border panels, and vehicle replacement.

Project Spending by Year and Financing Source Veterans' Memorial Cemetery Asset Protection

Funding Source Name (thousands of dollars)	Pre-FY 2024	FY 2024	FY 2025	FY 2026	FY 2027	FY 2028	FY 2029	Post- FY 2029	Total Capital
Federal Funds	-	495	4,500	-	-	-	-	2,700	7,695
Restricted Receipt Funds	-	-	-	-	-	60	-	-	60
RI Capital Plan Fund	-	750	250	300	250	300	250	300	2,400
State Fleet Replacement Fund	-	90	90	50	-	-	-	-	230
Total:	-	1,335	4,840	350	250	360	250	3,000	10,385

Education

**Department of Elementary and Secondary Education
Office of the Postsecondary Commissioner
University of Rhode Island
Rhode Island College
Community College of Rhode Island
Council on the Arts
Atomic Energy Commission
Historical Preservation and Heritage Commission**

Elementary and Secondary Education

The Department of Elementary and Secondary Education (RIDE) is responsible for the repair, renovation, and improvement of fixed assets utilized by departmental administration, the career and technical education system, and the School for the Deaf. This system includes seven regional career and technical schools operated by the local school districts, and three state-operated facilities: the Rhode Island School for the Deaf, the Davies Career and Technical School, and the Metropolitan Career and Technical School. The Department's administrative program, the Administration of Comprehensive Education Strategy (ACES), is housed in the Shepard Building in downtown Providence.

Capital Spending by Agency and Financing Source

Elementary and Secondary Education

Pre-FY 2024 Through Post-FY 2029

(thousands of dollars)

Funding Source Name	Pre-FY 2024	FY 2024	FY 2025	FY 2026	FY 2027	FY 2028	FY 2029	Post- FY 2029	Total Capital
P.L. 2018, Ch. 47 - Issued	209,988	40,012	-	-	-	-	-	-	250,000
P.L. 2022 - Issued	-	52,000	-	-	-	-	-	-	52,000
P.L. 2022 - Unissued	-	-	68,000	90,000	37,500	2,500	-	-	198,000
RI Capital Plan Fund	5,367	14,170	32,968	3,650	900	905	1,122	1,095	60,176
Total:	215,355	106,182	100,968	93,650	38,400	3,405	1,122	1,095	560,176

Elementary and Secondary Education

Davies Career and Tech. School Asset Protection

The Governor recommends \$3.5 million in financing from the RI Capital Plan Fund in FY 2024-FY 2029 for continuation of asset protection at Davies Career and Technical School. This project represents a continuation of financing from 2008 onwards. The current asset protection recommendation includes financing for HVAC system upgrades, new doors and windows, and improved designs that account for lighting, energy efficiency and improved air quality throughout the school.

Project Spending by Year and Financing Source
Davies Career and Tech. School Asset Protection

Funding Source Name (thousands of dollars)	Pre-FY 2024	FY 2024	FY 2025	FY 2026	FY 2027	FY 2028	FY 2029	Post- FY 2029	Total Capital
RI Capital Plan Fund	2,208	500	750	750	500	500	511	522	6,241
Total:	2,208	500	750	750	500	500	511	522	6,241

Davies Career and Tech. School HVAC

The Governor recommends \$1.5 million in RI Capital Plan Fund financing in FY 2024-2029 for repair/replacement of the HVAC system at Davies Career and Technical School. The HVAC systems at Davies are approximately 30 years old, causing air quality, ventilation, and heating and cooling issues. Repair and replacement of the systems is necessary to provide code-compliant heating, cooling, and ventilation for the school.

Project Spending by Year and Financing Source
Davies Career and Tech. School HVAC

Funding Source Name (thousands of dollars)	Pre-FY 2024	FY 2024	FY 2025	FY 2026	FY 2027	FY 2028	FY 2029	Post- FY 2029	Total Capital
RI Capital Plan Fund	749	1,200	50	50	50	50	50	-	2,199
Total:	749	1,200	50	50	50	50	50	-	2,199

Elementary and Secondary Education

Davies Career and Tech. School Wing Renovation

The Governor recommends \$35.0 million financing from the RI Capital Plan Fund in FY 2024 -FY 2026 for the Davies school renovation. The new construction will replace a 1970s building, which a RIDE School Building Authority (SBA) facilities assessment from 2016 showed it would be more cost effective to replace rather than to renovate. Funding in the first year would be for procurement of design services and demolition of the existing structure, which would be built and furnished in the following two years. Cost estimates for this project are based on SBA current construction cost averages per square foot for similar school projects throughout the state.

Project Spending by Year and Financing Source
Davies Career and Tech. School Wing Renovation

Funding Source Name (thousands of dollars)	Pre-FY 2024	FY 2024	FY 2025	FY 2026	FY 2027	FY 2028	FY 2029	Post- FY 2029	Total Capital
RI Capital Plan Fund	-	2,500	30,000	2,500	-	-	-	-	35,000
Total:	-	2,500	30,000	2,500	-	-	-	-	35,000

Davies Healthcare Classroom Improvements

The Governor recommends \$6.9 million in financing from the RI Capital Plan Fund in FY 2024 for upgrades to the health careers technical program at Davies Career and Technical School, which includes the transfer of \$6.4 million in FY 2023 funding and \$500,000 in FY 2022 carryforward funds as recommended by the General Assembly. The Health Careers Program at Davies is the most popular program and is currently housed in a modular building that has reached the end of its useful life. The school has requested funding to replace the building.

Project Spending by Year and Financing Source
Davies Healthcare Classroom Improvements

Funding Source Name (thousands of dollars)	Pre-FY 2024	FY 2024	FY 2025	FY 2026	FY 2027	FY 2028	FY 2029	Post- FY 2029	Total Capital
RI Capital Plan Fund	88	6,886	-	-	-	-	-	-	6,975
Total:	88	6,886	-	-	-	-	-	-	6,975

Elementary and Secondary Education

Met School Asset Protection

The Governor recommends \$5.9 million in financing from the RI Capital Plan Fund in FY 2024-2029 for continuation of asset protection projects at the Metropolitan Career Regional and Technical Center. The Met School has three campuses across the state, all of which are aging and need significant upgrades and repairs. The projects include the replacement of roofs for various buildings at the school's Peace Street and Public Street campuses, as well as ADA compliance upgrades, safety code upgrades, painting, carpet replacement, and erosion control.

Project Spending by Year and Financing Source

Met School Asset Protection

Funding Source Name (thousands of dollars)	Pre-FY 2024	FY 2024	FY 2025	FY 2026	FY 2027	FY 2028	FY 2029	Post- FY 2029	Total Capital
RI Capital Plan Fund	1,915	2,635	2,000	250	250	255	255	261	7,820
Total:	1,915	2,635	2,000	250	250	255	255	261	7,820

School Construction Bond

The Governor recommends \$290.0 million in general obligation bond proceeds authorized by voters in November 2018 and November 2022 for the continued investment in direct funding of the construction of school facilities and the rehabilitation and renovation of existing school facilities. Funding from other sources, including local sources, will combine to fund \$1.0 billion in school construction and renovation projects. The recommendation includes spending of \$29.4 million in FY 2024 in issued general obligation bond proceeds and \$260.6 million from FY 2024-2028 in unissued general obligation bond proceeds.

Project Spending by Year and Financing Source

School Construction Bond

Funding Source Name (thousands of dollars)	Pre-FY 2024	FY 2024	FY 2025	FY 2026	FY 2027	FY 2028	FY 2029	Post- FY 2029	Total Capital
P.L. 2018, Ch. 47 - Issued	209,988	40,012	-	-	-	-	-	-	250,000
P.L. 2022 - Issued	-	52,000	-	-	-	-	-	-	52,000
P.L. 2022 - Unissued	-	-	68,000	90,000	37,500	2,500	-	-	198,000
Total:	209,988	92,012	68,000	90,000	37,500	2,500	-	-	500,000

Elementary and Secondary Education

School for the Deaf Asset Protection

The Governor recommends \$1.2 million in financing from the RI Capital Plan Fund in FY 2024-2029 for continuation of asset protection at the Rhode Island School for the Deaf. The financing requested will primarily serve to complete safety and security projects at the School for the Deaf alongside regular maintenance projects. Projects include parking lot resurfacing, gymnasium upgrades, roof repairs and security upgrades.

Project Spending by Year and Financing Source

School for the Deaf Asset Protection

Funding Source Name (thousands of dollars)	Pre-FY 2024	FY 2024	FY 2025	FY 2026	FY 2027	FY 2028	FY 2029	Post- FY 2029	Total Capital
RI Capital Plan Fund	407	449	168	100	100	100	306	312	1,942
Total:	407	449	168	100	100	100	306	312	1,942

Office of the Postsecondary Commissioner

The Commissioner of Postsecondary Education is the state's higher education executive officer. In fulfilling this role, the Office of the Postsecondary Education Commissioner (OPC) works closely with the presidents of the state higher education institutions. The Office of the Post-Secondary Commissioner's new location will be at the Shepard Building on 255 Westminster Street in Providence.

Capital Spending by Agency and Financing Source

Office of the Postsecondary Commissioner									
Pre-FY 2024 Through Post-FY 2029									
(thousands of dollars)									

Funding Source Name	Pre-FY 2024	FY 2024	FY 2025	FY 2026	FY 2027	FY 2028	FY 2029	Post- FY 2029	Total Capital
Certificates of Participation Issued	9,778	250	270	230	81	-	-	-	10,609
RI Capital Plan Fund	1,150	40	1,220	150	1,000	-	-	-	3,560
Total:	10,928	290	1,490	380	1,081	-	-	-	14,169

Office of the Postsecondary Commissioner

Northern RI Education Center Expansion

The Governor recommends \$1.2 million from the RI Capital Plan Fund in FY 2024 - FY 2027 for various projects at the Woonsocket Education Center, including closeout of the original project to build out the Center, upgrading the existing space for expansion of workforce training with existing partners and for new partnerships in development, and expanding into another floor of the building to address projected future demand and potential new workforce training partnerships.

Project Spending by Year and Financing Source**Northern RI Education Center Expansion**

Funding Source Name (thousands of dollars)	Pre-FY 2024	FY 2024	FY 2025	FY 2026	FY 2027	FY 2028	FY 2029	Post- FY 2029	Total Capital
RI Capital Plan Fund	1,150	40	-	150	1,000	-	-	-	2,340
Total:	1,150	40	-	150	1,000	-	-	-	2,340

Nursing Education Center

The Governor recommends \$831,001 of available certificate of participation proceeds issued in 2017 during FY 2024 - FY 2027 to finance equipment at the Rhode Island Nursing Education Center.

Project Spending by Year and Financing Source**Nursing Education Center**

Funding Source Name (thousands of dollars)	Pre-FY 2024	FY 2024	FY 2025	FY 2026	FY 2027	FY 2028	FY 2029	Post- FY 2029	Total Capital
Certificates of Participation Issued	9,778	250	270	230	81	-	-	-	10,609
Total:	9,778	250	270	230	81	-	-	-	10,609

Office of the Postsecondary Commissioner

WEC Expansion - Annex Site

The Governor recommends \$1.2 million from the RI Capital Plan Fund in FY 2025 to build out the space for an annex location of the Westerly Education Center in the new Tower Street Community Center that will be constructed in Westerly.

Project Spending by Year and Financing Source**WEC Expansion - Annex Site**

Funding Source Name (thousands of dollars)	Pre-FY 2024	FY 2024	FY 2025	FY 2026	FY 2027	FY 2028	FY 2029	Post- FY 2029	Total Capital
RI Capital Plan Fund	-	-	1,220	-	-	-	-	-	1,220
Total:	-	-	1,220	-	-	-	-	-	1,220

University of Rhode Island

The University of Rhode Island (URI) is the State's flagship research university. The University is committed to enriching the lives of its students through its land, sea, and urban grant traditions. URI is the only public institution in Rhode Island offering undergraduate, graduate, and professional students the distinctive educational opportunities of a major research university. The University's undergraduate, graduate, and professional education, research, and outreach serve Rhode Island and beyond. Students, faculty, staff, and alumni are united in one common purpose: to learn and lead together.

Capital Spending by Agency and Financing Source

University of Rhode Island Pre-FY 2024 Through Post-FY 2029 (thousands of dollars)									
Funding Source Name	Pre-FY 2024	FY 2024	FY 2025	FY 2026	FY 2027	FY 2028	FY 2029	Post- FY 2029	Total Capital
G.O. New Referenda	-	-	-	5,326	27,652	47,022	-	-	80,000
Interest Earnings	1,978	218	120	421	-	-	-	-	2,737
P.L. 2014, Ch. 145 - Issued	124,962	38	-	-	-	-	-	-	125,000
P.L. 2018, Ch. 47 - Issued	18,724	7,152	3,124	-	-	-	-	-	29,000
P.L. 2018, Ch. 47 - Unissued	-	-	6,520	8,650	830	-	-	-	16,000
P.L. 2020, Ch. 80 - Issued	6,347	5,319	10,333	-	-	-	-	-	22,000
P.L. 2020, Ch. 80 - Unissued	-	-	27,550	7,750	-	-	-	-	35,300
P.L. 2022 - Issued	-	4,110	-	-	-	-	-	-	4,110
P.L. 2022 - Unissued	-	-	18,370	35,680	35,680	6,160	-	-	95,890
Private Funding	15,929	1,527	677	2,701	18,580	8,270	-	-	47,685
Restricted Receipt Funds	150	-	-	-	-	-	-	-	150
RI Capital Plan Fund	96,423	38,541	51,296	103,571	32,193	15,528	15,885	16,234	369,672
RIHEBC Bonds	96,088	7,485	79,674	115,590	66,622	36,882	11,518	-	413,859
Third Party Financing	902	813	616	2,073	4,327	321	-	-	9,052
University/College Funds	11,088	2,701	11,514	7,260	1,188	-	7,513	-	41,265
Total:	372,591	67,904	209,794	289,022	187,072	114,183	34,916	16,234	1,291,720

University of Rhode Island

Academic Building Improvements

The Governor recommends \$17.6 million from the RI Capital Plan Fund in FY 2024 - FY 2027 for upgrades to Fogarty Hall and White Hall. The renovations will include envelope repair, HVAC upgrades, and the replacement of outdated laboratory equipment and building systems.

Project Spending by Year and Financing Source

Academic Building Improvements

Funding Source Name (thousands of dollars)	Pre-FY 2024	FY 2024	FY 2025	FY 2026	FY 2027	FY 2028	FY 2029	Post- FY 2029	Total Capital
RI Capital Plan Fund	573	1,053	7,859	8,608	87	-	-	-	18,179
Total:	573	1,053	7,859	8,608	87	-	-	-	18,179

Asset Protection

The Governor recommends \$88.6 million from the RI Capital Plan Fund in FY 2024 - FY 2029 to finance asset protection projects. The University uses Rhode Island Capital Plan Funds as the principal means of financing building and utility infrastructure repair, replacements, and general renovations. URI is responsible for maintaining 326 buildings constructed over more than 130 years, encompassing 5.8M square feet, as well as the supporting utility infrastructure including University-maintained high voltage electrical, water, steam, sewer, drainage, pavement, hydrant, fire alarm, and security alarm systems.

Project Spending by Year and Financing Source

Asset Protection

Funding Source Name (thousands of dollars)	Pre-FY 2024	FY 2024	FY 2025	FY 2026	FY 2027	FY 2028	FY 2029	Post- FY 2029	Total Capital
RI Capital Plan Fund	79,676	13,351	14,006	14,607	15,237	15,528	15,885	16,234	184,525
Total:	79,676	13,351	14,006	14,607	15,237	15,528	15,885	16,234	184,525

University of Rhode Island

Athletics Complex Renewal

The Governor recommends \$83.1 million in FY 2024 - FY 2027 to renovate six athletic facilities, including the Meade Stadium East Grandstands, Track and Field, Soccer Field, Beck Baseball Field, Softball Field, and the Tootell Aquatics Center. This project will also look at the potential opportunities to construct a new boat house for the rowing teams. The financing includes \$65.8 million from the RI Capital Plan Fund and \$17.3 million in university funds.

Project Spending by Year and Financing Source

Athletics Complex Renewal

Funding Source Name (thousands of dollars)	Pre-FY 2024	FY 2024	FY 2025	FY 2026	FY 2027	FY 2028	FY 2029	Post- FY 2029	Total Capital
Private Funding	-	-	-	1,255	16,005	-	-	-	17,260
RI Capital Plan Fund	-	5,425	8,883	51,532	-	-	-	-	65,840
Total:	-	5,425	8,883	52,787	16,005	-	-	-	83,100

Biomedical Sciences Building

The Governor recommends \$88.4 million in FY 2026 - FY 2028 to construct a new Biomedical Sciences building that will provide laboratory and office space to support research. The Governor recommends \$80.0 million in new general obligation bond proceeds that will be subject to voter approval in November 2024 and \$8.4 million in private funding.

Project Spending by Year and Financing Source

Biomedical Sciences Building

Funding Source Name (thousands of dollars)	Pre-FY 2024	FY 2024	FY 2025	FY 2026	FY 2027	FY 2028	FY 2029	Post- FY 2029	Total Capital
G.O. New Referenda	-	-	-	5,326	27,652	47,022	-	-	80,000
Private Funding	-	-	-	1,446	2,575	4,379	-	-	8,400
Total:	-	-	-	6,772	30,227	51,401	-	-	88,400

University of Rhode Island

Blue Technology Innovation Center

The Governor recommends \$5.3 million in third party financing in FY 2024 - FY 2028 to create the Blue Technology Innovation Center on the Narragansett Bay Campus,, which will provide businesses with technology-based innovation support.

Project Spending by Year and Financing Source

Blue Technology Innovation Center

Funding Source Name (thousands of dollars)	Pre-FY 2024	FY 2024	FY 2025	FY 2026	FY 2027	FY 2028	FY 2029	Post- FY 2029	Total Capital
Third Party Financing	-	313	616	2,073	1,927	321	-	-	5,250
Total:	-	313	616	2,073	1,927	321	-	-	5,250

Combined Health & Counseling Center

The Governor recommends \$36.2 million in FY 2025 - FY 2027 for the construction of a combined health and counseling center at the University of Rhode Island Kingston Campus. This center will combine both physical health and psychological services in the same building. The collocation of these services would improve the ability of the University to offer coordinated care to students. The Governor recommends \$29.0 million in Rhode Island Health and Education Building Corporation (RIHEBC) bond financing and \$7.2 million in university funds.

Project Spending by Year and Financing Source

Combined Health & Counseling Center

Funding Source Name (thousands of dollars)	Pre-FY 2024	FY 2024	FY 2025	FY 2026	FY 2027	FY 2028	FY 2029	Post- FY 2029	Total Capital
RIHEBC Bonds	-	-	-	6,772	22,228	-	-	-	29,000
University/College Funds	823	-	1,685	5,492	-	-	-	-	8,000
Total:	823	-	1,685	12,264	22,228	-	-	-	37,000

University of Rhode Island

Dining Facilities Improvements

The Governor recommends \$3.6 million in university funds in FY 2024 - FY 2027 for an enhancement of URI's dining infrastructure. The project will change the dining distribution center activities to function more as a commissary kitchen (active food preparation space) than a warehouse, as a third party has been contracted to perform warehousing duties.

Project Spending by Year and Financing Source
Dining Facilities Improvements

Funding Source Name (thousands of dollars)	Pre-FY 2024	FY 2024	FY 2025	FY 2026	FY 2027	FY 2028	FY 2029	Post- FY 2029	Total Capital
University/College Funds	-	259	385	1,768	1,188	-	-	-	3,600
Total:	-	259	385	1,768	1,188	-	-	-	3,600

Engineering – Building Renovations Phase I

The Governor recommends \$38,125 in general obligation bond financing in FY 2024 to close out the project to renovate the engineering complex.

Project Spending by Year and Financing Source
Engineering – Building Renovations Phase I

Funding Source Name (thousands of dollars)	Pre-FY 2024	FY 2024	FY 2025	FY 2026	FY 2027	FY 2028	FY 2029	Post- FY 2029	Total Capital
P.L. 2014, Ch. 145 - Issued	124,962	38	-	-	-	-	-	-	125,000
Private Funding	4,194	-	-	-	-	-	-	-	4,194
Restricted Receipt Funds	150	-	-	-	-	-	-	-	150
Third Party Financing	805	-	-	-	-	-	-	-	805
University/College Funds	1,702	-	-	-	-	-	-	-	1,702
Total:	131,813	38	-	-	-	-	-	-	131,851

University of Rhode Island

Facilities Services Sector Upgrade

The Governor recommends \$13.0 million in financing from RI Health and Education Building Corporation (RIHEBC) bond proceeds in FY 2025 - FY 2028 to upgrade the campus Service Center at the University of Rhode Island. The Service Sector is home to Facilities Services, Capital Projects, Central Receiving, Postal Services, Lands & Grounds, storage, vehicle service, and other offices. The upgraded project is intended to provide more efficient, effective operations, and involves the completion of the Facilities Service Sector Master Plan.

Project Spending by Year and Financing Source

Facilities Services Sector Upgrade

Funding Source Name (thousands of dollars)	Pre-FY 2024	FY 2024	FY 2025	FY 2026	FY 2027	FY 2028	FY 2029	Post- FY 2029	Total Capital
RIHEBC Bonds	-	-	1,110	2,861	4,005	5,024	-	-	13,000
Total:	-	-	1,110	2,861	4,005	5,024	-	-	13,000

Fine Arts Center Renovation & Addition Phase II

The Governor recommends \$67.0 million in financing from multiple sources in FY 2024 - FY 2026 to design, renovate, and construct a new facility and infrastructure for the Fine Arts Center on the Kingston Campus. This includes \$51.0 million in general obligation bond proceeds and \$16.0 million in RI Capital Plan funds. This project includes exterior envelope and HVAC repairs and the construction of a three-story building.

Project Spending by Year and Financing Source

Fine Arts Center Renovation & Addition Phase II

Funding Source Name (thousands of dollars)	Pre-FY 2024	FY 2024	FY 2025	FY 2026	FY 2027	FY 2028	FY 2029	Post- FY 2029	Total Capital
P.L. 2020, Ch. 80 - Issued	6,347	5,319	10,333	-	-	-	-	-	22,000
P.L. 2020, Ch. 80 - Unissued	-	-	27,550	7,750	-	-	-	-	35,300
RI Capital Plan Fund	14,525	8,000	8,000	-	-	-	-	-	30,525
Total:	20,872	13,319	45,883	7,750	-	-	-	-	87,825

University of Rhode Island

Fire Protection Academic Phase II

The Governor recommends \$7.3 million from the RI Capital Plan Fund in FY 2024 - FY 2025 for fire safety improvements in accordance with the Rhode Island State Fire Code. The project includes the installation of fire-suppressing sprinkler systems, the upgrade or replacement of existing fire alarm systems, and recommended life safety improvements in the University of Rhode Island's academic, administrative, and general business buildings.

Project Spending by Year and Financing Source

Fire Protection Academic Phase II

Funding Source Name (thousands of dollars)	Pre-FY 2024	FY 2024	FY 2025	FY 2026	FY 2027	FY 2028	FY 2029	Post- FY 2029	Total Capital
RI Capital Plan Fund	1,649	3,943	3,312	-	-	-	-	-	8,903
Total:	1,649	3,943	3,312	-	-	-	-	-	8,903

Fire Protection Auxiliary Phase II

The Governor recommends \$2.1 million in financing from Rhode Island Health and Educational Building Corporation (RIHEBC) auxiliary revenue bond proceeds and \$101,892 in interest earnings in FY 2024 - FY 2025 for the continuation of Phase One of the auxiliary services fire protection project. This project primarily involves the installation of the backup power system that had been planned in Phase One, and also includes continuance of the installation and replacement of various fire protection and alert systems.

Project Spending by Year and Financing Source

Fire Protection Auxiliary Phase II

Funding Source Name (thousands of dollars)	Pre-FY 2024	FY 2024	FY 2025	FY 2026	FY 2027	FY 2028	FY 2029	Post- FY 2029	Total Capital
Interest Earnings	-	-	102	-	-	-	-	-	102
RIHEBC Bonds	275	966	1,125	-	-	-	-	-	2,366
Total:	275	966	1,227	-	-	-	-	-	2,468

University of Rhode Island

Fraternity Circle Master Plan Implementation

The Governor recommends \$1.4 million in FY 2024 - FY 2025 for the implementation of the University of Rhode Island Fraternity Circle master plan. This project includes a new pedestrian network, site lighting, and recreational amenities. The recommendation includes \$900,000 in university funds and \$500,000 in third-party financing.

Project Spending by Year and Financing Source
Fraternity Circle Master Plan Implementation

Funding Source Name (thousands of dollars)	Pre-FY 2024	FY 2024	FY 2025	FY 2026	FY 2027	FY 2028	FY 2029	Post- FY 2029	Total Capital
Third Party Financing	-	500	-	-	-	-	-	-	500
University/College Funds	-	174	726	-	-	-	-	-	900
Total:	-	674	726	-	-	-	-	-	1,400

Memorial Union Renovation & Addition

The Governor recommends \$68.6 million in FY 2025 - FY 2029 for the renovation of Memorial Union. The building, constructed in 1953, needs renovations to bring it to code and meet the needs of the current student body. The project will create flexible space and improve the infrastructure of the building and includes a 9,000-square-foot addition. The Governor recommends \$57.6 million in RI Health and Education Building Corporation (RIHEBC) bond proceeds and \$11.0 million in university funds.

Project Spending by Year and Financing Source
Memorial Union Renovation & Addition

Funding Source Name (thousands of dollars)	Pre-FY 2024	FY 2024	FY 2025	FY 2026	FY 2027	FY 2028	FY 2029	Post- FY 2029	Total Capital
RIHEBC Bonds	-	-	-	10,969	22,484	22,125	2,021	-	57,600
University/College Funds	-	-	3,487	-	-	-	7,513	-	11,000
Total:	-	-	3,487	10,969	22,484	22,125	9,534	-	68,600

University of Rhode Island

Narragansett Bay Campus Renewal Phase I

The Governor recommends \$41.4 million in FY 2024 - FY 2027 to renovate and replace various outmoded and inefficient buildings, laboratories, and infrastructure at the Narragansett Bay Campus of the University of Rhode Island. The project includes improvements to the waterfront research vessel pier, along with a redesign of campus roadways and walkways. The Governor recommends \$26.3 million in general obligation bond financing, \$12.0 million from the RI Capital Plan Fund, \$2.4 million in third party financing, and \$677,369 million in private funding.

Project Spending by Year and Financing Source Narragansett Bay Campus Renewal Phase I

Funding Source Name (thousands of dollars)	Pre-FY 2024	FY 2024	FY 2025	FY 2026	FY 2027	FY 2028	FY 2029	Post- FY 2029	Total Capital
P.L. 2018, Ch. 47 - Issued	18,724	7,152	3,124	-	-	-	-	-	29,000
P.L. 2018, Ch. 47 - Unissued	-	-	6,520	8,650	830	-	-	-	16,000
Private Funding	13	-	677	-	-	-	-	-	690
RI Capital Plan Fund	-	6,000	6,000	-	-	-	-	-	12,000
Third Party Financing	-	-	-	-	2,400	-	-	-	2,400
Total:	18,737	13,152	16,321	8,650	3,230	-	-	-	60,090

Narragansett Bay Campus Renewal Phase II

The Governor recommends \$128.9 million in FY 2024 - FY 2028 for the renovation and replacement of various outmoded and inefficient buildings, laboratories, and infrastructure at the Narragansett Bay Campus of the University of Rhode Island. Subprojects include the replacement of the Horn Laboratories with a modern laboratory facility and the construction of the Ocean Robotics Laboratory and the Ocean Engineering Education and Research Center. The Governor recommends \$100.0 million in general obligation bond financing, \$25.0 million from the RI Capital Plan Fund, and \$3.9 million in private funding.

Project Spending by Year and Financing Source Narragansett Bay Campus Renewal Phase II

Funding Source Name (thousands of dollars)	Pre-FY 2024	FY 2024	FY 2025	FY 2026	FY 2027	FY 2028	FY 2029	Post- FY 2029	Total Capital
P.L. 2022 - Issued	-	4,110	-	-	-	-	-	-	4,110
P.L. 2022 - Unissued	-	-	18,370	35,680	35,680	6,160	-	-	95,890
Private Funding	62	47	-	-	-	3,892	-	-	4,000
RI Capital Plan Fund	-	-	-	12,500	12,500	-	-	-	25,000
Total:	62	4,157	18,370	48,180	48,180	10,052	-	-	129,000

University of Rhode Island

New Undergraduate Housing

The Governor recommends \$170.6 million in FY 2024 - FY 2027 for construction of a new residence hall providing up to 500 apartment-style beds. The Governor recommends \$163.1 million in Rhode Island Health and Education Building Corporation (RIHEBC) bond financing and \$7.5 million in university funds.

Project Spending by Year and Financing Source New Undergraduate Housing

Funding Source Name (thousands of dollars)	Pre-FY 2024	FY 2024	FY 2025	FY 2026	FY 2027	FY 2028	FY 2029	Post- FY 2029	Total Capital
RIHEBC Bonds	-	-	63,854	82,111	17,134	-	-	-	163,100
University/College Funds	-	2,268	5,232	-	-	-	-	-	7,500
Total:	-	2,268	69,086	82,111	17,134	-	-	-	170,600

PFAS Removal Water Treatment Plant

The Governor recommends \$20.0 million from the RI Capital Plan Fund in FY 2024 - FY 2027 to develop and construct a new per-and polyfluoroalkyl substances (PFAS) removal drinking water treatment system for the Kingston campus.

Project Spending by Year and Financing Source PFAS Removal Water Treatment Plant

Funding Source Name (thousands of dollars)	Pre-FY 2024	FY 2024	FY 2025	FY 2026	FY 2027	FY 2028	FY 2029	Post- FY 2029	Total Capital
RI Capital Plan Fund	-	513	1,015	14,102	4,370	-	-	-	20,000
Total:	-	513	1,015	14,102	4,370	-	-	-	20,000

Ranger Hall Phase II

The Governor recommends \$325,685 in private funding in FY 2024 for Phase 2 of renovations to Ranger Hall at the University of Rhode Island. Renovations include the rehabilitation of the exterior of the building, a handicap accessible entrance and elevator, and updated heating, plumbing, and fire protection systems.

Project Spending by Year and Financing Source Ranger Hall Phase II

Funding Source Name (thousands of dollars)	Pre-FY 2024	FY 2024	FY 2025	FY 2026	FY 2027	FY 2028	FY 2029	Post- FY 2029	Total Capital
Private Funding	4,915	326	-	-	-	-	-	-	5,241
University/College Funds	3,581	-	-	-	-	-	-	-	3,581
Total:	8,496	326	-	-	-	-	-	-	8,822

University of Rhode Island

Repaving & Hardscape Improvements

The Governor recommends \$20.0 million in Rhode Island Health and Education Building Corporation (RIHEBC) bond financing in FY 2027 - FY 2029 for the fifth phase of the University of Rhode Island's work to repave and reconstruct parking facilities, roadways, and walkways across three of its campuses. It also includes improvements of important landscape elements that provide better exterior environments on campus.

Project Spending by Year and Financing Source

Repaving & Hardscape Improvements

Funding Source Name (thousands of dollars)	Pre-FY 2024	FY 2024	FY 2025	FY 2026	FY 2027	FY 2028	FY 2029	Post- FY 2029	Total Capital
RIHEBC Bonds	-	-	-	-	770	9,733	9,497	-	20,000
Total:	-	-	-	-	770	9,733	9,497	-	20,000

Repaving, Hardscape & Landscape

The Governor recommends \$5.3 million in total financing, including \$4.9 million in Rhode Island Health and Education Building Corporation (RIHEBC) bond financing and \$420,913 in interest earnings, in FY 2024 - FY 2026 for the fourth phase of the University of Rhode Island's work to repave and reconstruct parking facilities, roadways, and walkways across three of its campuses. It also includes two new roadway extensions included in URI's Master Plan.

Project Spending by Year and Financing Source

Repaving, Hardscape & Landscape

Funding Source Name (thousands of dollars)	Pre-FY 2024	FY 2024	FY 2025	FY 2026	FY 2027	FY 2028	FY 2029	Post- FY 2029	Total Capital
Interest Earnings	-	-	-	421	-	-	-	-	421
RIHEBC Bonds	7,008	2,850	2,035	3	-	-	-	-	11,896
Total:	7,008	2,850	2,035	424	-	-	-	-	12,317

University of Rhode Island

Soloviev Basketball Practice Facility

The Governor recommends \$1.2 million in private funding in FY 2024 for renovations to West Gym at the University of Rhode Island. These renovations will convert the facility to a Division I men's and women's basketball training facility. Renovations are slated to include a new entry, court, HVAC, and lighting.

Project Spending by Year and Financing Source
Soloviev Basketball Practice Facility

Funding Source Name (thousands of dollars)	Pre-FY 2024	FY 2024	FY 2025	FY 2026	FY 2027	FY 2028	FY 2029	Post- FY 2029	Total Capital
Private Funding	6,746	1,154	-	-	-	-	-	-	7,900
Total:	6,746	1,154	-	-	-	-	-	-	7,900

Stormwater Management

The Governor recommends \$4.7 million from the RI Capital Plan Fund in FY 2024 - FY 2026 for improvements to the existing stormwater drainage system on the Kingston Campus. The water flow and storage capacity of the existing retention areas, drainage channels, and pipes are frequently exceeded during major storm events, which results in erosion and flooding to the downstream landscapes and buildings. The drainage improvements projects would provide additional storage volume and improve pipe sizes and alignments to reduce the frequency of flooding.

Project Spending by Year and Financing Source
Stormwater Management

Funding Source Name (thousands of dollars)	Pre-FY 2024	FY 2024	FY 2025	FY 2026	FY 2027	FY 2028	FY 2029	Post- FY 2029	Total Capital
RI Capital Plan Fund	-	256	2,222	2,222	-	-	-	-	4,700
Total:	-	256	2,222	2,222	-	-	-	-	4,700

University of Rhode Island

Utility Infrastructure Upgrade Phase I

The Governor recommends \$2.7 million in Rhode Island Health and Education Building Corporation (RIHEBC) bond financing and \$217,894 in interest earnings in FY 2024 for the first phase of a utility infrastructure upgrade, in which the University of Rhode Island will upgrade and replace components of five municipal-level Kingston Campus utility systems, including steam distribution, water distribution, electrical distribution, sewer, and storm water management.

Project Spending by Year and Financing Source
Utility Infrastructure Upgrade Phase I

Funding Source Name (thousands of dollars)	Pre-FY 2024	FY 2024	FY 2025	FY 2026	FY 2027	FY 2028	FY 2029	Post- FY 2029	Total Capital
Interest Earnings	-	218	-	-	-	-	-	-	218
RIHEBC Bonds	4,293	2,737	-	-	-	-	-	-	7,030
Total:	4,293	2,955	-	-	-	-	-	-	7,248

Utility Infrastructure Upgrade Phase II

The Governor recommends \$15.5 million in Rhode Island Health and Education Building Corporation (RIHEBC) bond financing in FY 2024 - FY 2026 for the second phase of a utility infrastructure upgrade, in which the University of Rhode Island will continue replacement and upgrade to systems on the Kingston Campus and begin work on select systems at the Narragansett Bay Campus, including steam distribution, water distribution, electrical distribution, sewer, and stormwater management systems.

Project Spending by Year and Financing Source
Utility Infrastructure Upgrade Phase II

Funding Source Name (thousands of dollars)	Pre-FY 2024	FY 2024	FY 2025	FY 2026	FY 2027	FY 2028	FY 2029	Post- FY 2029	Total Capital
RIHEBC Bonds	-	687	7,513	7,250	-	-	-	-	15,450
Total:	-	687	7,513	7,250	-	-	-	-	15,450

University of Rhode Island

Utility Infrastructure Upgrade Phase III

The Governor recommends \$9.2 million in Rhode Island Health and Education Building Corporation (RIHEBC) bond financing in FY 2025 - FY 2026 for the third phase of the University of Rhode Island's infrastructure upgrades. Phase III entails a continuation of the work on the Kingston Campus and Narragansett Bay Campus started in FY 2020 with Phase I and Phase II.

Project Spending by Year and Financing Source

Utility Infrastructure Upgrade Phase III

Funding Source Name (thousands of dollars)	Pre-FY 2024	FY 2024	FY 2025	FY 2026	FY 2027	FY 2028	FY 2029	Post- FY 2029	Total Capital
RIHEBC Bonds	-	-	3,568	5,624	-	-	-	-	9,191
Total:	-	-	3,568	5,624	-	-	-	-	9,191

White Horn Brook Apartments

The Governor recommends \$714,346 in Rhode Island Health and Education Building Corporation (RIHEBC) bond financing and \$18,536 in interest earnings in FY 2024 - FY 2025 to complete work on the White Horn Brook Apartments project. This includes the rebuilding and relocation of other buildings, as well as improvements to outdoor environments, including landscaping, utility improvements, and storm water management improvements.

Project Spending by Year and Financing Source

White Horn Brook Apartments

Funding Source Name (thousands of dollars)	Pre-FY 2024	FY 2024	FY 2025	FY 2026	FY 2027	FY 2028	FY 2029	Post- FY 2029	Total Capital
Interest Earnings	1,978	-	19	-	-	-	-	-	1,997
RIHEBC Bonds	84,512	245	469	-	-	-	-	-	85,226
Third Party Financing	97	-	-	-	-	-	-	-	97
University/College Funds	4,981	-	-	-	-	-	-	-	4,981
Total:	91,568	245	488	-	-	-	-	-	92,301

Rhode Island College

As a leading regional public college, Rhode Island College personalizes higher education of the finest quality for undergraduate and graduate students. The College offers vibrant programs in arts, sciences, and professional disciplines within a supportive, respectful and diverse community. Dedicated faculty engage in learning, research, and career attainment, and the innovative curricula and co-curricula foster intellectual curiosity and prepare an educated citizenry for responsible leadership.

Capital Spending by Agency and Financing Source

Rhode Island College Pre-FY 2024 Through Post-FY 2029 (thousands of dollars)									
Funding Source Name	Pre-FY 2024	FY 2024	FY 2025	FY 2026	FY 2027	FY 2028	FY 2029	Post- FY 2029	Total Capital
G.O. New Referenda	-	-	-	-	20,500	34,500	-	-	55,000
P.L. 2018, Ch. 47 - Issued	22,728	2,272	-	-	-	-	-	-	25,000
P.L. 2020, Ch. 80 - Issued	2,469	21,431	-	-	-	-	-	-	23,900
P.L. 2020, Ch. 80 - Unissued	-	-	14,100	-	-	-	-	-	14,100
RI Capital Plan Fund	60,757	31,293	21,960	13,125	28,200	12,082	12,300	6,515	186,232
Total:	85,954	54,996	36,060	13,125	48,700	46,582	12,300	6,515	304,232

Rhode Island College

Asset Protection

The Governor recommends \$41.2 million from the RI Capital Plan Fund in FY 2024 - FY 2029 to finance asset protection projects on the Rhode Island College campus. The funding will be used to renovate and repair buildings, replace roofs and windows, improve campus-wide ADA compliance, and upgrade IT, HVAC, and electrical infrastructure.

Project Spending by Year and Financing Source

Asset Protection

Funding Source Name (thousands of dollars)	Pre-FY 2024	FY 2024	FY 2025	FY 2026	FY 2027	FY 2028	FY 2029	Post- FY 2029	Total Capital
RI Capital Plan Fund	32,369	10,901	5,785	5,950	6,025	6,157	6,375	6,515	80,077
Total:	32,369	10,901	5,785	5,950	6,025	6,157	6,375	6,515	80,077

Horace Mann Renovation (School of Education)

The Governor recommends \$2.3 million in general obligation bond proceeds in FY 2024 to complete the renovation of Horace Mann Hall at Rhode Island College, which houses the Feinstein School of Education and Human Development.

Project Spending by Year and Financing Source

Horace Mann Renovation (School of Education)

Funding Source Name (thousands of dollars)	Pre-FY 2024	FY 2024	FY 2025	FY 2026	FY 2027	FY 2028	FY 2029	Post- FY 2029	Total Capital
P.L. 2018, Ch. 47 - Issued	22,728	2,272	-	-	-	-	-	-	25,000
Total:	22,728	2,272	-	-	-	-	-	-	25,000

Rhode Island College

Infrastructure Modernization

The Governor recommends financing \$39.3 million from the RI Capital Plan Fund in FY 2024 -FY 2029 to modernize the infrastructure on the campus of Rhode Island College, including improving traffic circulation on campus, road paving and parking, replacement of steam and water lines, electrical transformers and distribution systems, and network voice and data telecommunication systems.

Project Spending by Year and Financing Source Infrastructure Modernization

Funding Source Name (thousands of dollars)	Pre-FY 2024	FY 2024	FY 2025	FY 2026	FY 2027	FY 2028	FY 2029	Post- FY 2029	Total Capital
RI Capital Plan Fund	28,388	10,392	5,675	5,675	5,675	5,925	5,925	-	67,655
Total:	28,388	10,392	5,675	5,675	5,675	5,925	5,925	-	67,655

Phase III: Clarke Science Modernization

The Governor recommends \$55.5 million in FY 2024 - FY 2025 for the improvement of the science and technology laboratories and facilities of the Clarke Science Building at Rhode Island College. The Governor recommends \$35.5 million in general obligation bond proceeds and \$20.0 million from the RI Capital Plan Fund.

Project Spending by Year and Financing Source Phase III: Clarke Science Modernization

Funding Source Name (thousands of dollars)	Pre-FY 2024	FY 2024	FY 2025	FY 2026	FY 2027	FY 2028	FY 2029	Post- FY 2029	Total Capital
P.L. 2020, Ch. 80 - Issued	2,469	21,431	-	-	-	-	-	-	23,900
P.L. 2020, Ch. 80 - Unissued	-	-	14,100	-	-	-	-	-	14,100
RI Capital Plan Fund	-	10,000	10,000	-	-	-	-	-	20,000
Total:	2,469	31,431	24,100	-	-	-	-	-	58,000

Rhode Island College

Phase IV: Whipple Hall

The Governor recommends \$73.5 million in FY 2025 - FY 2028 for the renovation of Whipple Hall and other improvements to support the Institute for Cybersecurity and Emerging Technologies. The project includes office space for both the Institute and faculty within the Department of Computer Science and Information Systems; classroom space, including both computer classrooms and lecture classrooms; the Cyber Command Center, including a Security Operations Center and Cybersecurity Ranges; space for the Rhode Island STEAM Center; student community areas; and meeting and conference space. The Governor recommends \$55.0 million in new general obligation bond proceeds that will be subject to voter approval in November 2024 and \$18.5 million from the RI Capital Plan Fund.

Project Spending by Year and Financing Source

Phase IV: Whipple Hall

Funding Source Name (thousands of dollars)	Pre-FY 2024	FY 2024	FY 2025	FY 2026	FY 2027	FY 2028	FY 2029	Post- FY 2029	Total Capital
G.O. New Referenda	-	-	-	-	20,500	34,500	-	-	55,000
RI Capital Plan Fund	-	-	500	1,500	16,500	-	-	-	18,500
Total:	-	-	500	1,500	37,000	34,500	-	-	73,500

Community College of Rhode Island

The Community College of Rhode Island is the state’s public comprehensive associate degree-granting institution. The Community College provides affordable access to higher education at locations throughout the state. The institution’s primary mission is to offer recent high school graduates and returning adults the opportunity to acquire the knowledge and skills necessary for intellectual, professional, and personal growth through an array of academic, career, and lifelong learning programs. CCRI meets the wide-ranging educational needs of its diverse student population, building on its rich tradition of excellence in teaching and its dedication to all students with the ability and motivation to succeed. CCRI sets high academic standards necessary for transfer and career success, champions diversity, responds to community needs, and contributes to the state’s economic development and workforce.

Capital Spending by Agency and Financing Source

Community College of Rhode Island									
Pre-FY 2024 Through Post-FY 2029									
(thousands of dollars)									

Funding Source Name	Pre-FY 2024	FY 2024	FY 2025	FY 2026	FY 2027	FY 2028	FY 2029	Post- FY 2029	Total Capital
Other Funds	1,197	-	-	-	-	-	-	-	1,197
P.L. 2020, Ch. 80 - Issued	3,578	8,422	-	-	-	-	-	-	12,000
RI Capital Plan Fund	43,459	18,992	28,319	31,909	15,274	4,780	2,870	2,933	148,537
University/College Funds	1,019	323	323	323	323	-	-	-	2,313
Total:	49,253	27,737	28,642	32,232	15,597	4,780	2,870	2,933	164,047

Community College of Rhode Island

Asset Protection - CCRI

The Governor recommends \$18.3 million from the RI Capital Plan Fund in FY 2024 - FY 2029 for asset protection projects on the Knight, Flanagan, Liston, and Newport County campuses of CCRI. Typical projects include replacing asphalt surfaces and concrete walkways; painting; replacing lockers, flooring, and lighting; and building system refurbishment or replacement.

Project Spending by Year and Financing Source

Asset Protection - CCRI

Funding Source Name (thousands of dollars)	Pre-FY 2024	FY 2024	FY 2025	FY 2026	FY 2027	FY 2028	FY 2029	Post- FY 2029	Total Capital
RI Capital Plan Fund	22,675	4,465	2,719	2,719	2,719	2,780	2,870	2,933	43,882
Total:	22,675	4,465	2,719	2,719	2,719	2,780	2,870	2,933	43,882

CCRI Accessibility Improvements

The Governor recommends \$880,000 from the RI Capital Plan Fund in FY 2025 - FY 2027 to finance facility accessibility features at each of the campuses.

Project Spending by Year and Financing Source

CCRI Accessibility Improvements

Funding Source Name (thousands of dollars)	Pre-FY 2024	FY 2024	FY 2025	FY 2026	FY 2027	FY 2028	FY 2029	Post- FY 2029	Total Capital
RI Capital Plan Fund	-	-	200	340	340	-	-	-	880
Total:	-	-	200	340	340	-	-	-	880

CCRI Infrastructure - Lincoln Campus

The Governor recommends \$12.4 million from the RI Capital Plan Fund in FY 2024 - FY 2027 to modernize science laboratories at the Flanagan Campus, bringing the labs up to modern standards and code. Additionally, the project will consist of refurbishment of the exterior envelope including heat resistant paint and the replacement of windows for heat and light abatement.

Project Spending by Year and Financing Source

CCRI Infrastructure - Lincoln Campus

Funding Source Name (thousands of dollars)	Pre-FY 2024	FY 2024	FY 2025	FY 2026	FY 2027	FY 2028	FY 2029	Post- FY 2029	Total Capital
RI Capital Plan Fund	65	1,800	5,700	3,200	1,735	-	-	-	12,500
Total:	65	1,800	5,700	3,200	1,735	-	-	-	12,500

Community College of Rhode Island

CCRI Renovation and Modernization - Phase I

The Governor recommends \$54.5 million in FY 2024 - FY 2027 to finance the modernizing of education facilities, infrastructure renewal and replacement, student safety enhancements, energy efficiency, and replacing outdated technology and equipment at the four campuses of the Community College of Rhode Island in Warwick, Lincoln, Providence, and Newport. The Governor recommends \$9.0 million in general obligation bond proceeds and \$45.5 million from the RI Capital Plan Fund.

Project Spending by Year and Financing Source CCRI Renovation and Modernization - Phase I

Funding Source Name (thousands of dollars)	Pre-FY 2024	FY 2024	FY 2025	FY 2026	FY 2027	FY 2028	FY 2029	Post- FY 2029	Total Capital
P.L. 2020, Ch. 80 - Issued	3,578	8,422	-	-	-	-	-	-	12,000
RI Capital Plan Fund	1,379	8,036	16,000	16,000	6,085	-	-	-	47,500
Total:	4,957	16,458	16,000	16,000	6,085	-	-	-	59,500

CCRI Renovation and Modernization - Phase II -IV

The Governor recommends \$5.0 million from the RI Capital Plan Fund in FY 2026 to begin the second phase of the project focused on the modernizing of education facilities, infrastructure renewal and replacement, student safety enhancements, energy efficiency, and replacing outdated technology and equipment at the four campuses of the Community College of Rhode Island in Warwick, Lincoln, Providence, and Newport.

Project Spending by Year and Financing Source CCRI Renovation and Modernization - Phase II -IV

Funding Source Name (thousands of dollars)	Pre-FY 2024	FY 2024	FY 2025	FY 2026	FY 2027	FY 2028	FY 2029	Post- FY 2029	Total Capital
RI Capital Plan Fund	-	-	-	5,000	-	-	-	-	5,000
Total:	-	-	-	5,000	-	-	-	-	5,000

Community College of Rhode Island

Data, Cabling, and Power Infrastructure

The Governor recommends \$18.0 million from the RI Capital Plan Fund in FY 2024 - FY 2028 to finance improvements to College data, cabling, and power infrastructure. The funding will enable the assessment, design, and construction of a modernized data cabling and power infrastructure across the four CCRI campuses. These improvements will support teaching and learning using technology; foster communication and collaboration; support up-to-date safety and security technologies; remove outdated IT infrastructure; and meet the college's technology infrastructure needs. Additionally, \$1.3 million from College funds will be allocated for this project in FY 2024 – FY 2027.

Project Spending by Year and Financing Source
Data, Cabling, and Power Infrastructure

Funding Source Name (thousands of dollars)	Pre-FY 2024	FY 2024	FY 2025	FY 2026	FY 2027	FY 2028	FY 2029	Post- FY 2029	Total Capital
RI Capital Plan Fund	605	3,300	3,700	4,650	4,395	2,000	-	-	18,650
University/College Funds	69	323	323	323	323	-	-	-	1,363
Total:	674	3,623	4,023	4,973	4,718	2,000	-	-	20,013

Knight Campus Renewal

The Governor recommends \$1.4 million from the RI Capital Plan Fund in FY 2024 for renovation projects and facility upgrades to the Knight Campus megastructure. Projects include roadway, walkway, and landscape improvements; entrance reconfiguration; classroom and office renovations; bookstore upgrades; the replacement of sewer and water pipes, electrical distribution transformers, doors, lighting, and hardware; and other improvements to infrastructure.

Project Spending by Year and Financing Source
Knight Campus Renewal

Funding Source Name (thousands of dollars)	Pre-FY 2024	FY 2024	FY 2025	FY 2026	FY 2027	FY 2028	FY 2029	Post- FY 2029	Total Capital
Other Funds	1,197	-	-	-	-	-	-	-	1,197
RI Capital Plan Fund	18,735	1,390	-	-	-	-	-	-	20,125
University/College Funds	950	-	-	-	-	-	-	-	950
Total:	20,882	1,390	-	-	-	-	-	-	22,272

Rhode Island Council on the Arts

The Rhode Island State Council on the Arts (RISCA) was established in 1967. It provides grants, technical assistance and support to artists, arts organizations, schools, community centers, social service organizations, and local governments to bring the arts into the lives of Rhode Islanders. RISCA employs a variety of methods to carry out its work, including grant-making, strategic partnerships, outreach, and facilitation.

Capital Spending by Agency and Financing Source

Rhode Island Council on the Arts Pre-FY 2024 Through Post-FY 2029 (thousands of dollars)									
Funding Source Name	Pre-FY 2024	FY 2024	FY 2025	FY 2026	FY 2027	FY 2028	FY 2029	Post- FY 2029	Total Capital
P.L. 2014, Ch. 145 - Issued	29,630	370	-	-	-	-	-	-	30,000
P.L. 2020, Ch. 80 - Issued	1,286	2,964	250	-	-	-	-	-	4,500
P.L. 2020, Ch. 80 - Unissued	-	-	1,400	100	-	-	-	-	1,500
Total:	30,916	3,334	1,650	100	-	-	-	-	36,000

Rhode Island Council on the Arts

Creative & Cultural Arts Program

In November 2014, voters approved the issuance of \$30.0 million of general obligation bonds to be used for 1:1 matching grants to arts organizations through the Cultural Arts and the Economy Grant program. To date \$29.6 million has been expended of the \$30.0 million. The Governor recommends continuation of bond proceed expenditures in the amount of \$370,077 during FY 2024.

Project Spending by Year and Financing Source Creative & Cultural Arts Program

Funding Source Name (thousands of dollars)	Pre-FY 2024	FY 2024	FY 2025	FY 2026	FY 2027	FY 2028	FY 2029	Post- FY 2029	Total Capital
P.L. 2014, Ch. 145 - Issued	29,630	370	-	-	-	-	-	-	30,000
Total:	29,630	370	-	-	-	-	-	-	30,000

Creative & Cultural Arts Program Continuation

In March 2021, voters approved general obligation bonds to fund the Creative and Cultural Arts program in the amount of \$6.0 million. The Governor recommends expenditure of \$3.2 million in issued bonds and \$1.5 million in currently unissued bonds for the grant program during FY 2024 - FY 2026.

Project Spending by Year and Financing Source Creative & Cultural Arts Program Continuation

Funding Source Name (thousands of dollars)	Pre-FY 2024	FY 2024	FY 2025	FY 2026	FY 2027	FY 2028	FY 2029	Post- FY 2029	Total Capital
P.L. 2020, Ch. 80 - Issued	1,286	2,964	250	-	-	-	-	-	4,500
P.L. 2020, Ch. 80 - Unissued	-	-	1,400	100	-	-	-	-	1,500
Total:	1,286	2,964	1,650	100	-	-	-	-	6,000

Rhode Island Atomic Energy Commission

The Rhode Island Nuclear Science Center (RINSC), administered by the Atomic Energy Commission, operates the state's only nuclear reactor for the purposes of research, education, and training, and for matters relating to the health, welfare, and economy of the people of Rhode Island. The RINSC is located on the Narragansett Bay Campus of the University of Rhode Island.

Capital Spending by Agency and Financing Source

Rhode Island Atomic Energy Commission									
Pre-FY 2024 Through Post-FY 2029									
(thousands of dollars)									

Funding Source Name	Pre-FY 2024	FY 2024	FY 2025	FY 2026	FY 2027	FY 2028	FY 2029	Post- FY 2029	Total Capital
RI Capital Plan Fund	468	50	50	50	50	50	50	51	819
Total:	468	50	50	50	50	50	50	51	819

Rhode Island Atomic Energy Commission

Atomic Energy Asset Protection

The Governor recommends \$300,000 from the RI Capital Plan Fund in FY 2024-2029. Funding will be used for several projects, including replacing HVAC systems, landscaping the facility, installing high efficiency lighting, upgrading electrical panels, and various other items.

Project Spending by Year and Financing Source
Atomic Energy Asset Protection

Funding Source Name (thousands of dollars)	Pre-FY 2024	FY 2024	FY 2025	FY 2026	FY 2027	FY 2028	FY 2029	Post- FY 2029	Total Capital
RI Capital Plan Fund	468	50	50	50	50	50	50	51	819
Total:	468	50	50	50	50	50	50	51	819

Historical Preservation and Heritage Commission

The Rhode Island Historical Preservation and Heritage Commission (HPHC) is responsible for the protection and preservation of historic buildings, districts, and archaeological sites in Rhode Island. Currently, HPHC administers a grant program that funds restoration at museums, cultural centers, and public historic sites and structures.

Capital Spending by Agency and Financing Source

Historical Preservation and Heritage Commission

Pre-FY 2024 Through Post-FY 2029

(thousands of dollars)

Funding Source Name	Pre-FY 2024	FY 2024	FY 2025	FY 2026	FY 2027	FY 2028	FY 2029	Post- FY 2029	Total Capital
Federal Funds	-	570	15	15	-	-	-	-	600
Other Funds	-	50	775	-	-	-	-	-	825
P.L. 2020, Ch. 80 - Issued	205	795	-	-	-	-	-	-	1,000
Total:	205	1,415	790	15	-	-	-	-	2,425

Historical Preservation and Heritage Commission

Archaeological Collection Facility

The Governor recommends \$175,000 from FY 2024 - FY 2026 to finance the relocating historical artifacts currently in storage at the Old State House to a URI facility. \$50,000 will be financed from URI funds and will be matched by \$100,000 in federal grant money award which will also be used to finance the rehousing.

Project Spending by Year and Financing Source Archaeological Collection Facility

Funding Source Name (thousands of dollars)	Pre-FY 2024	FY 2024	FY 2025	FY 2026	FY 2027	FY 2028	FY 2029	Post- FY 2029	Total Capital
Federal Funds	-	70	15	15	-	-	-	-	100
Other Funds	-	50	25	-	-	-	-	-	75
Total:	-	120	40	15	-	-	-	-	175

Historic Preservation Grants

The Governor recommends \$0.8 million in FY 2024 for the State Preservation Grants program. As part of the initiative to develop the creative cultural economy in Rhode Island, general obligation bonds of \$35.0 million were approved by voters in November 2014. Of the \$35.0 million, \$5.0 million capitalized the State Preservation Grants Program under HPHC. This program assists municipalities and non-profit organizations in renovating historic sites, museums, and cultural art centers in the State of Rhode Island. To date, this program has invested \$4.7 million of prior general obligation bond issuances, distributing funds through a competitive grant process. The matching grant program offers grants in two categories: small project grants which range from \$5,000 to \$30,000, and large project grants which award up to \$150,000. A further \$1.0 million in general obligation bonds were approved by voters in March 2021. This represents the final year of funding for this project as projects are due to be completed in FY 2024.

Project Spending by Year and Financing Source Historic Preservation Grants

Funding Source Name (thousands of dollars)	Pre-FY 2024	FY 2024	FY 2025	FY 2026	FY 2027	FY 2028	FY 2029	Post- FY 2029	Total Capital
P.L. 2020, Ch. 80 - Issued	205	795	-	-	-	-	-	-	1,000
Total:	205	795	-	-	-	-	-	-	1,000

Historical Preservation and Heritage Commission

Old State House - ADA Compliance Project

The Governor recommends \$500,000 in federal funds in FY 2024 for the Old State House Americans with Disabilities Act (ADA) Compliance program. The agency secured a \$500,000 grant from the National Park Service for this project, which requires a 1:1 match that will be met by an award from the Governor's Commission on Disabilities. This project will install an elevator in the Old State House and provide other upgrades to correct current accessibility code violations of the Americans with Disabilities Act.

Project Spending by Year and Financing Source

Old State House - ADA Compliance Project

Funding Source Name (thousands of dollars)	Pre-FY 2024	FY 2024	FY 2025	FY 2026	FY 2027	FY 2028	FY 2029	Post- FY 2029	Total Capital
Federal Funds	-	500	-	-	-	-	-	-	500
Total:	-	500	-	-	-	-	-	-	500

Old State House Interior and Parade Restoration Project

The Governor recommends \$750,000 in federal grant awards in FY 2025 to complete an exterior restoration project at the Old State House. The Old State House Rehabilitation of Interior and Parade project will continue the work of the Old State House ADA compliance project, which is expected to complete in FY 2024.

Project Spending by Year and Financing Source

Old State House Interior and Parade Restoration Project

Funding Source Name (thousands of dollars)	Pre-FY 2024	FY 2024	FY 2025	FY 2026	FY 2027	FY 2028	FY 2029	Post- FY 2029	Total Capital
Other Funds	-	-	750	-	-	-	-	-	750
Total:	-	-	750	-	-	-	-	-	750

Public Safety

**Attorney General
Department of Corrections
Judiciary
Military Staff
Rhode Island Emergency Management Agency
Public Safety**

Office of Attorney General

The Attorney General is established under the Rhode Island Constitution as one of the five general officers subject to election by the voters. As the State’s central legal agency, the Attorney General is responsible for the prosecution of all felony criminal cases, misdemeanor appeals, and misdemeanor cases brought by state law enforcement action in the various district courts.

Capital Spending by Agency and Financing Source

Office of Attorney General									
Pre-FY 2024 Through Post-FY 2029									
(thousands of dollars)									

Funding Source Name	Pre-FY 2024	FY 2024	FY 2025	FY 2026	FY 2027	FY 2028	FY 2029	Post- FY 2029	Total Capital
Federal Funds	-	290	360	210	210	210	210	210	1,700
RI Capital Plan Fund	956	2,040	150	2,525	1,150	900	150	153	8,025
Total:	956	2,330	510	2,735	1,360	1,110	360	363	9,725

Office of Attorney General

Equitable Sharing - Capital Projects

The Governor recommends \$1.5 million in federal funding in FY 2024 - FY 2029 for the Equitable Sharing project. The recommended funds will finance asset maintenance and protection work at 180 South Main Street, the purchase two new vehicles to the fleet for \$190,000, as well as the project to purchase and install an electric vehicle charging station in FY 2025 for \$260,000.

Project Spending by Year and Financing Source

Equitable Sharing - Capital Projects

Funding Source Name (thousands of dollars)	Pre-FY 2024	FY 2024	FY 2025	FY 2026	FY 2027	FY 2028	FY 2029	Post- FY 2029	Total Capital
Federal Funds	-	290	360	210	210	210	210	210	1,700
Total:	-	290	360	210	210	210	210	210	1,700

Renovation and Asset Protection

The Governor recommends \$7.0 million from the RI Capital Plan Fund for continued asset protection of the Attorney General office building located at 150 South Main Street in Providence in FY 2024 - FY 2029. The largest subproject is to replace the roof at the 150 South Main Street building. The roof was last replaced in 1997 and has reached the end of its useful life.

Project Spending by Year and Financing Source

Renovation and Asset Protection

Funding Source Name (thousands of dollars)	Pre-FY 2024	FY 2024	FY 2025	FY 2026	FY 2027	FY 2028	FY 2029	Post- FY 2029	Total Capital
RI Capital Plan Fund	956	2,040	150	2,525	1,150	900	150	153	8,025
Total:	956	2,040	150	2,525	1,150	900	150	153	8,025

Department of Corrections

The Department of Corrections is responsible for the safe, secure, and humane control of offenders. The Department's facilities are located at the Pastore Center in Cranston and include administrative buildings (including Administration and Dix) and inmate institutions (High Security, Maximum Security, Moran Medium Security, Minimum Security, the Gloria McDonald Women's facility, and the Intake Services Center), collectively known as the Adult Correctional Institutions (ACI). All the facilities are maintained through the Department of Corrections' capital improvement program. Major capital projects include asset protection; expansion of existing facilities; the acquisition of new or replacement support systems, such as fencing, alarm systems, and security cameras; electrical and HVAC upgrades; roof and window replacements; interior and exterior renovations; and parking lot and road repairs.

Capital Spending by Agency and Financing Source

Department of Corrections									
Pre-FY 2024 Through Post-FY 2029									
(thousands of dollars)									

Funding Source Name	Pre-FY 2024	FY 2024	FY 2025	FY 2026	FY 2027	FY 2028	FY 2029	Post- FY 2029	Total Capital
RI Capital Plan Fund	52,760	13,805	31,226	21,792	4,100	4,100	4,100	4,190	136,073
Total:	52,760	13,805	31,226	21,792	4,100	4,100	4,100	4,190	136,073

Department of Corrections

Correctional Facilities-Renovations

The Governor recommends \$10.8 million in RI Capital Plan Funds from FY 2024 - FY 2026 for the construction of a Behavioral Management Unit (BMU) facility. The BMU would ensure a level of care for individuals with serious and persistent mental illness at a less restrictive level of housing than the existing Residential Treatment Unit (RTU). BMU residents would receive treatment for conditions that do not necessitate the extensive level of care of the RTU, and the proposed unit would house a greater number of inmates requiring treatment.

Project Spending by Year and Financing Source

Correctional Facilities-Renovations

Funding Source Name (thousands of dollars)	Pre-FY 2024	FY 2024	FY 2025	FY 2026	FY 2027	FY 2028	FY 2029	Post- FY 2029	Total Capital
RI Capital Plan Fund	30,167	250	3,180	7,419	-	-	-	-	41,016
Total:	30,167	250	3,180	7,419	-	-	-	-	41,016

Corrections Asset Protection

The Governor recommends \$27.2 million in RI Capital Plan Funds from FY 2024 - FY 2029 to finance various asset protection projects at the Department. Asset protection projects include domestic hot water distribution, security system upgrades/replacement, ADA-compliant cell restoration at Medium Security, and office renovations for DOC's Investigations Unit. Also planned are roof replacements for the Medium Security, Maximum Security, and High Security facilities.

Project Spending by Year and Financing Source

Corrections Asset Protection

Funding Source Name (thousands of dollars)	Pre-FY 2024	FY 2024	FY 2025	FY 2026	FY 2027	FY 2028	FY 2029	Post- FY 2029	Total Capital
RI Capital Plan Fund	22,594	6,674	4,100	4,100	4,100	4,100	4,100	4,190	53,957
Total:	22,594	6,674	4,100	4,100	4,100	4,100	4,100	4,190	53,957

Department of Corrections

DOC - HVAC

The Governor recommends \$41.1 million in RI Capital Plan funds for HVAC replacement and renovations at the Intake Service Center (ISC) at the Department of Corrections. The HVAC system at ISC has reached the end of its useful life, necessitating replacement to ensure maintenance of health and safety standards at the facility.

Project Spending by Year and Financing Source**DOC - HVAC**

Funding Source Name (thousands of dollars)	Pre-FY 2024	FY 2024	FY 2025	FY 2026	FY 2027	FY 2028	FY 2029	Post- FY 2029	Total Capital
RI Capital Plan Fund	-	6,881	23,947	10,273	-	-	-	-	41,100
Total:	-	6,881	23,947	10,273	-	-	-	-	41,100

Judiciary

Rhode Island has a unified court system composed of six statewide courts. The Supreme Court is the court of review, the Superior Court is the general trial court, and the Family, District, Traffic Tribunal and Worker's Compensation Courts are trial courts of special jurisdiction. The Traffic Tribunal was created in 1999 to replace the Administrative Adjudication Court.

The Rhode Island court system is state-operated, except for the probate courts, which are the responsibility of cities and towns, and the municipal courts, which are local courts of limited jurisdiction. The Chief Justice of the Supreme Court is the executive head of the Rhode Island court system. Each court has responsibility over its own operations and has a chief judge, who appoints an administrator to handle internal court management. The Chief Judge of the District Court serves as the Chief Judge of the Traffic Tribunal.

The Judicial Department has maintenance and repair responsibility for six court buildings located in various parts of Rhode Island. Prior to FY 2005, the Department of Administration had responsibility for the supervision and maintenance of all courthouse buildings. In FY 2005, the General Assembly transferred this responsibility to the Judiciary.

Capital Spending by Agency and Financing Source

Judiciary									
Pre-FY 2024 Through Post-FY 2029									
(thousands of dollars)									

Funding Source Name	Pre-FY 2024	FY 2024	FY 2025	FY 2026	FY 2027	FY 2028	FY 2029	Post- FY 2029	Total Capital
RI Capital Plan Fund	22,720	6,026	4,375	3,625	3,875	4,350	4,045	1,533	50,549
Total:	22,720	6,026	4,375	3,625	3,875	4,350	4,045	1,533	50,549

Judiciary

Garrahy Courthouse Renovation

The Governor recommends \$4.5 million from the RI Capital Plan Fund in FY 2024 - FY 2027 to finance restoration work at the Garrahy Judicial Complex. Upcoming projects include carpet replacement, paint work, and bathroom upgrades.

Project Spending by Year and Financing Source

Garrahy Courthouse Renovation

Funding Source Name (thousands of dollars)	Pre-FY 2024	FY 2024	FY 2025	FY 2026	FY 2027	FY 2028	FY 2029	Post- FY 2029	Total Capital
RI Capital Plan Fund	-	1,125	1,125	1,125	1,125	-	-	-	5,199
Total:	-	1,125	1,125	1,125	1,125	-	-	-	5,199

Garrahy Courtroom Restoration

The Governor recommends \$750,000 from the RI Capital Plan Fund in FY 2024, inclusive of \$3,985 of carryforward funds to finance restoration work within the courtrooms of the Garrahy Judicial Complex. Upcoming projects include carpet replacement, woodwork finishing, and painting work.

Project Spending by Year and Financing Source

Garrahy Courtroom Restoration

Funding Source Name (thousands of dollars)	Pre-FY 2024	FY 2024	FY 2025	FY 2026	FY 2027	FY 2028	FY 2029	Post- FY 2029	Total Capital
RI Capital Plan Fund	996	754	-	-	-	-	-	-	1,750
Total:	996	754	-	-	-	-	-	-	1,750

Judicial Asset Protection

The Governor recommends \$10.7 million from the RI Capital Plan Fund in FY 2024 - FY 2029 for asset protection work for Rhode Island courts. Upcoming work included in the five-year asset protection plan are upgrades to elevators and the fire suppression systems, security/safety enhancements, restoration and repair to various courthouses, and electrical upgrades.

Project Spending by Year and Financing Source

Judicial Asset Protection

Funding Source Name (thousands of dollars)	Pre-FY 2024	FY 2024	FY 2025	FY 2026	FY 2027	FY 2028	FY 2029	Post- FY 2029	Total Capital
RI Capital Plan Fund	9,535	2,498	2,250	1,500	1,500	1,500	1,500	1,533	21,816
Total:	9,535	2,498	2,250	1,500	1,500	1,500	1,500	1,533	21,816

Judiciary

Judicial Complexes Fan Coil Unit Replacements

The Governor recommends \$3.6 million from the RI Capital Plan Fund in FY 2024 - FY 2029 for fan coil unit replacements at judicial complexes. The recommended funding includes architectural, engineering, and installation of the equipment at the Licht complex and the Murray and Fogarty buildings.

Project Spending by Year and Financing Source
Judicial Complexes Fan Coil Unit Replacements

Funding Source Name (thousands of dollars)	Pre-FY 2024	FY 2024	FY 2025	FY 2026	FY 2027	FY 2028	FY 2029	Post- FY 2029	Total Capital
RI Capital Plan Fund	1,500	500	500	500	750	850	500	-	5,100
Total:	1,500	500	500	500	750	850	500	-	5,100

Judicial Complexes - HVAC

The Governor recommends \$3.7 million from the RI Capital Plan Fund in FY 2024 - FY 2029 to finance the replacement and restoration of HVAC systems at all judicial complexes. The recommended funding includes AHU and VAV installation, replacement of make-up air units, replacement of water heaters, and fan coil replacements

Project Spending by Year and Financing Source
Judicial Complexes - HVAC

Funding Source Name (thousands of dollars)	Pre-FY 2024	FY 2024	FY 2025	FY 2026	FY 2027	FY 2028	FY 2029	Post- FY 2029	Total Capital
RI Capital Plan Fund	8,697	1,150	500	500	500	500	500	-	12,347
Total:	8,697	1,150	500	500	500	500	500	-	12,347

Licht Window and Masonry Repairs

The Governor recommends \$1.5 million in FY 2028 to finance repairs at the Licht Courthouse. Upcoming projects include restoration of windows, roof repairs, painting, and sealing.

Project Spending by Year and Financing Source
Licht Window and Masonry Repairs

Funding Source Name (thousands of dollars)	Pre-FY 2024	FY 2024	FY 2025	FY 2026	FY 2027	FY 2028	FY 2029	Post- FY 2029	Total Capital
RI Capital Plan Fund	1,293	-	-	-	-	1,500	1,545	-	4,338
Total:	1,293	-	-	-	-	1,500	1,545	-	4,338

Military Staff

The Adjutant General is responsible for fourteen armories, four air support facilities, two training sites, and six logistical sites, including four organizational maintenance shops (OMS) and one combined support maintenance shop (CSMS). The armories include the Armory of Mounted Commands and the Benefit Street Arsenal, both located in Providence, and eleven other armories located in Bristol, Warren, Middletown, North Smithfield, East Greenwich (4), Warwick, and Cranston (2). The four aviation support facilities are located at Quonset Point (2), Coventry, and North Smithfield. The two training camps, Camp Varnum and Camp Fogarty include physical fitness equipment, an obstacle course, and firearms training. The six logistical sites include the three OMS shops; the U.S. Property and Fiscal Office located adjacent to the Armory of Mounted Commands; and Army Aviation Support Facility (AASF) at Quonset Point; and a CSMS in East Greenwich.

Capital Spending by Agency and Financing Source

Military Staff Pre-FY 2024 Through Post-FY 2029 (thousands of dollars)									
Funding Source Name	Pre-FY 2024	FY 2024	FY 2025	FY 2026	FY 2027	FY 2028	FY 2029	Post- FY 2029	Total Capital
Federal Aviation Administration/TSA	-	9,605	10,843	4,677	-	-	-	-	25,125
Federal Funds	-	-	5,243	-	-	-	-	-	5,243
National Guard Bureau - Federal	4,250	48,359	78,674	5,782	4,572	3,340	3,107	2,412	150,496
RI Capital Plan Fund	6,034	3,822	11,434	3,034	1,301	864	1,357	1,387	29,233
Total:	10,284	61,786	106,194	13,493	5,873	4,204	4,464	3,799	210,097

Military Staff

AMC Rehabilitation

The Governor recommends \$1,013 in FY 2024 from the RI Capital Plan Fund for repairs to the Armory of Mounted Commands (AMC). This represents an outstanding invoice to complete this project that replaced the structurally damaged roof, as well as renovated the electrical and plumbing systems and addressed the inadequate amount of parking for staff and soldiers.

Project Spending by Year and Financing Source
AMC Rehabilitation

Funding Source Name (thousands of dollars)	Pre-FY 2024	FY 2024	FY 2025	FY 2026	FY 2027	FY 2028	FY 2029	Post- FY 2029	Total Capital
National Guard Bureau - Federal	279	1	-	-	-	-	-	-	281
RI Capital Plan Fund	1,295	1	-	-	-	-	-	-	1,296
Total:	1,574	2	-	-	-	-	-	-	1,577

Aviation Readiness Center

The Governor recommends financing \$3.4 million from the RI Capital Plan Fund in FY 2024 -FY 2025 to match \$46.2 million in National Guard Bureau funds to construct a 73,788 square foot National Guard Readiness Center that supports training, administrative, and logistical requirements of the Rhode Island Army National Guard 1/126th Aviation unit.

Project Spending by Year and Financing Source
Aviation Readiness Center

Funding Source Name (thousands of dollars)	Pre-FY 2024	FY 2024	FY 2025	FY 2026	FY 2027	FY 2028	FY 2029	Post- FY 2029	Total Capital
National Guard Bureau - Federal	150	2,627	43,602	-	-	-	-	-	46,379
RI Capital Plan Fund	-	138	3,295	-	-	-	-	-	3,433
Total:	150	2,765	46,897	-	-	-	-	-	49,812

Military Staff

Counter Drug Training Facility

The Governor recommends \$3.0 million from the RI Capital Plan Fund in FY 2025 - FY 2026, and \$5.2 million in federal asset forfeiture funds in FY 2025, for a total of \$8.3 million to finance the construction of the new Counter Drug Training Facility at Camp Fogarty in East Greenwich. The new facility will be available to support local public safety units and will provide adequate administration, classroom, storage, and barracks space required to support counter drug training activities.

Project Spending by Year and Financing Source
Counter Drug Training Facility

Funding Source Name (thousands of dollars)	Pre-FY 2024	FY 2024	FY 2025	FY 2026	FY 2027	FY 2028	FY 2029	Post- FY 2029	Total Capital
Federal Funds	-	-	5,243	-	-	-	-	-	5,243
RI Capital Plan Fund	-	-	2,000	1,025	-	-	-	-	3,025
Total:	-	-	7,243	1,025	-	-	-	-	8,268

Middletown Armory Addition

The Governor recommends financing \$72,194 in FY 2024 from National Guard Bureau federal funds to close out the construction of a vault, heated storage, assembly hall, and administrative spaces, as well as expanded parking areas for the Middletown Armory. The armory supports training, administrative, and logistical requirements for Company A, 2nd Battalion, 19th Special Forces Group (Airborne).

Project Spending by Year and Financing Source
Middletown Armory Addition

Funding Source Name (thousands of dollars)	Pre-FY 2024	FY 2024	FY 2025	FY 2026	FY 2027	FY 2028	FY 2029	Post- FY 2029	Total Capital
National Guard Bureau - Federal	3,464	72	-	-	-	-	-	-	3,536
Total:	3,464	72	-	-	-	-	-	-	3,536

Military Staff

Military Staff Asset Protection

The Governor recommends financing \$8.2 million in FY 2024 - FY 2029 from the RI Capital Plan Fund to match \$25.7 million in National Guard Bureau funds for a variety of general repair and maintenance projects that will preserve the National Guard's existing physical assets. The Asset Protection program is the principal means by which the Military Staff funds major repairs, renovations, and capital equipment replacement for an extensive inventory of facilities, including fourteen armories, four air support facilities, two training sites, and six logistical sites. Generally, state/federal cost sharing participation for state-owned facilities is 50/50 and 25/75 for federally owned facilities, however, some projects are 100% federally funded.

Project Spending by Year and Financing Source
Military Staff Asset Protection

Funding Source Name (thousands of dollars)	Pre-FY 2024	FY 2024	FY 2025	FY 2026	FY 2027	FY 2028	FY 2029	Post- FY 2029	Total Capital
National Guard Bureau - Federal	-	4,820	5,438	3,039	3,639	3,340	3,107	2,412	25,795
RI Capital Plan Fund	4,418	1,970	1,799	962	1,301	864	1,357	1,387	14,059
Total:	4,418	6,790	7,237	4,001	4,940	4,204	4,464	3,799	39,854

Quonset Air National Guard Headquarters Facility

The Governor recommends \$35 million in National Guard Bureau funds to construct a new Quonset Air National Guard Headquarter Facility. The project has been updated since the agency request to reflect the award of a \$35.0 million federal grant supported by federal National Guard Bureau, along with the \$3.0 million from the RI Capital Plan Fund making the total project cost \$38.0 million. The building will consist of a new Airlift Wing headquarters and a new medical and dining facility. The original headquarters building was constructed in 1941.

Project Spending by Year and Financing Source
Quonset Air National Guard Headquarters Facility

Funding Source Name (thousands of dollars)	Pre-FY 2024	FY 2024	FY 2025	FY 2026	FY 2027	FY 2028	FY 2029	Post- FY 2029	Total Capital
National Guard Bureau - Federal	-	15,000	20,000	-	-	-	-	-	35,000
RI Capital Plan Fund	-	-	3,000	-	-	-	-	-	3,000
Total:	-	15,000	23,000	-	-	-	-	-	38,000

Military Staff

Quonset Airport Runway Reconstruction

The Governor recommends \$30.0 million in National Guard Bureau funds, along with the \$2.8 million from the RI Capital Plan Fund and \$25.0 million from the Federal Aviation Administration/Transportation Security Administration in FY 2024 - FY 2029 to support construction, renovation, and repair projects for Air National Guard facilities at the Quonset Air National Guard base. Upcoming projects include repairs to the Fire and Crash Rescue Station, replacement of equipment for the sewer systems, and work with the RI Airport Corporation to repair the main runway.

Project Spending by Year and Financing Source
Quonset Airport Runway Reconstruction

Funding Source Name (thousands of dollars)	Pre-FY 2024	FY 2024	FY 2025	FY 2026	FY 2027	FY 2028	FY 2029	Post- FY 2029	Total Capital
Federal Aviation Administration/TSA	-	9,605	10,843	4,677	-	-	-	-	25,125
National Guard Bureau - Federal	-	19,781	9,224	877	-	-	-	-	29,882
RI Capital Plan Fund	240	1,005	1,340	447	-	-	-	-	3,032
Total:	240	30,391	21,407	6,001	-	-	-	-	58,039

Repair Squadron Ops Facility (Air Guard)

The Governor recommends RI Capital Plan funds in the amount of \$600,000 along with \$2.8 million in additional National Guard Bureau funds from FY 2025-FY 2027. This is a new rehabilitation project. The Quonset Air National Guard Base requires a working and efficient heating, ventilation, and air conditioning system; a watertight facility; a modern auditorium; and a modern command post for its Squadron Operations Facility which supports an 8 PAA C-130J-30 mission.

Project Spending by Year and Financing Source
Repair Squadron Ops Facility (Air Guard)

Funding Source Name (thousands of dollars)	Pre-FY 2024	FY 2024	FY 2025	FY 2026	FY 2027	FY 2028	FY 2029	Post- FY 2029	Total Capital
National Guard Bureau - Federal	-	-	-	1,867	933	-	-	-	2,800
RI Capital Plan Fund	-	-	-	600	-	-	-	-	600
Total:	-	-	-	2,467	933	-	-	-	3,400

Military Staff

Sun Valley Armory Addition

The Governor recommends \$707,461 from the RI Capital Plan Fund in FY 2024 and \$6.4 million in National Guard Bureau federal funds from FY 2024 - FY 2025 for the construction of an addition to the Sun Valley Readiness Center that supports the 861st Engineer Company located in East Greenwich. The addition will provide 17,000 square feet in training, storage, and administration areas.

Project Spending by Year and Financing Source
Sun Valley Armory Addition

Funding Source Name (thousands of dollars)	Pre-FY 2024	FY 2024	FY 2025	FY 2026	FY 2027	FY 2028	FY 2029	Post- FY 2029	Total Capital
National Guard Bureau - Federal	356	6,058	410	-	-	-	-	-	6,824
RI Capital Plan Fund	81	707	-	-	-	-	-	-	788
Total:	437	6,765	410	-	-	-	-	-	7,612

Rhode Island Emergency Management Agency

The Rhode Island Emergency Management Agency (RIEMA) is responsible for the planning and implementation of all hazard preparedness programs at the state level and for providing appropriate support to community hazard response activity. RIEMA maintains the State Emergency Operations Center (SEOC) at the Command Readiness Center in Cranston which provides a central location for interagency coordination and executive decision-making in support of any regional incident or local event. RIEMA is also responsible for the operation and maintenance of the State's 800 MHz interoperable radio system and network. Heading the Interoperable Communications Committee, RIEMA facilitates the coordination of policy, practices and procedures applicable to radio communication networks.

Capital Spending by Agency and Financing Source

Rhode Island Emergency Management Agency

Pre-FY 2024 Through Post-FY 2029

(thousands of dollars)

Funding Source Name	Pre-FY 2024	FY 2024	FY 2025	FY 2026	FY 2027	FY 2028	FY 2029	Post- FY 2029	Total Capital
RI Capital Plan Fund	897	5,729	220	40	15	15	-	-	6,915
Total:	897	5,729	220	40	15	15	-	-	6,915

Rhode Island Emergency Management Agency

Emergency Management Building

The Governor recommends \$250,000 in FY 2024 from the RI Capital Plan Fund to conduct a feasibility study of RI Emergency Management Agency headquarters and warehousing needs.

Project Spending by Year and Financing Source
Emergency Management Building

Funding Source Name (thousands of dollars)	Pre-FY 2024	FY 2024	FY 2025	FY 2026	FY 2027	FY 2028	FY 2029	Post- FY 2029	Total Capital
RI Capital Plan Fund	-	250	-	-	-	-	-	-	250
Total:	-	250	-	-	-	-	-	-	250

RISCON 700MHZ Project

The Governor recommends financing \$2.8 million in FY 2024 from the RI Capital Plan Fund to adapt the RISCON system to include a 700mhz band. This upgrade will allow the RI Emergency Management Agency to segregate different users of the RISCON system to prevent system overloads during emergencies and allow communications to continue uninterrupted during major events.

Project Spending by Year and Financing Source
RISCON 700MHZ Project

Funding Source Name (thousands of dollars)	Pre-FY 2024	FY 2024	FY 2025	FY 2026	FY 2027	FY 2028	FY 2029	Post- FY 2029	Total Capital
RI Capital Plan Fund	-	2,776	-	-	-	-	-	-	2,776
Total:	-	2,776	-	-	-	-	-	-	2,776

Rhode Island Emergency Management Agency

RISCON Infrastructure Upgrade

The Governor recommends \$2.2 million in FY 2024 - FY 2028 from the RI Capital Plan Fund to finance an upgrade to the Rhode Island Statewide Communications Network (RISCON). The RISCON radio network, managed by the Agency, is the primary radio communications platform for over ten thousand first responders, the Rhode Island Department of Transportation (RIDOT), the Rhode Island Public Transit Authority (RIPTA), and numerous other state and local agencies that provide essential services throughout the state.

Project Spending by Year and Financing Source

RISCON Infrastructure Upgrade

Funding Source Name (thousands of dollars)	Pre-FY 2024	FY 2024	FY 2025	FY 2026	FY 2027	FY 2028	FY 2029	Post- FY 2029	Total Capital
RI Capital Plan Fund	372	1,952	140	40	15	15	-	-	2,534
Total:	372	1,952	140	40	15	15	-	-	2,534

RISCON Tower

The Governor recommends financing \$500,000 from the RI Capital Plan Fund in FY 2024 to replace a structurally unsound communications tower used for the RISCON system and municipal agencies. Completion of this project will ensure geographically uninterrupted service.

Project Spending by Year and Financing Source

RISCON Tower

Funding Source Name (thousands of dollars)	Pre-FY 2024	FY 2024	FY 2025	FY 2026	FY 2027	FY 2028	FY 2029	Post- FY 2029	Total Capital
RI Capital Plan Fund	-	500	-	-	-	-	-	-	500
Total:	-	500	-	-	-	-	-	-	500

RISCON Warehouse

The Governor recommends financing \$250,000 in FY 2024 from the RI Capital Plan Fund to complete a feasibility study of warehouses, primarily to include the warehouse used to store communications equipment. The current communications equipment warehouse is inadequate in staff space and storage space.

Project Spending by Year and Financing Source

RISCON Warehouse

Funding Source Name (thousands of dollars)	Pre-FY 2024	FY 2024	FY 2025	FY 2026	FY 2027	FY 2028	FY 2029	Post- FY 2029	Total Capital
RI Capital Plan Fund	-	250	-	-	-	-	-	-	250
Total:	-	250	-	-	-	-	-	-	250

Rhode Island Emergency Management Agency

State Emergency Operations Center Upgrade

The Governor recommends \$80,000 in RICAP financing in FY 2025 to support upgrades to the State Emergency Operations Center (SEOC), primarily encompassing replacement of an aging generator and fuel tank.

Project Spending by Year and Financing Source
State Emergency Operations Center Upgrade

Funding Source Name (thousands of dollars)	Pre-FY 2024	FY 2024	FY 2025	FY 2026	FY 2027	FY 2028	FY 2029	Post- FY 2029	Total Capital
RI Capital Plan Fund	525	-	80	-	-	-	-	-	605
Total:	525	-	80	-	-	-	-	-	605

Department of Public Safety

The Department of Public Safety is responsible for providing the citizens of Rhode Island with an increased level of safety and security. In FY 2009, the State Police, E-911 Emergency Telephone System, Office of the State Fire Marshal, the Capitol Police, and the Municipal Police Training Academy were merged to create the Department of Public Safety. In FY 2012, the Sheriffs were integrated into the Department to consolidate all public safety personnel. In FY 2019, the Office of the State Fire Marshal transferred to the Department of Business Regulation.

Capital Spending by Agency and Financing Source

Department of Public Safety									
Pre-FY 2024 Through Post-FY 2029									
(thousands of dollars)									

Funding Source Name	Pre-FY 2024	FY 2024	FY 2025	FY 2026	FY 2027	FY 2028	FY 2029	Post- FY 2029	Total Capital
Federal Funds	271	77	-	-	-	-	-	-	348
General Revenue	2,590	5,099	1,336	1,338	1,340	615	615	-	12,932
RI Capital Plan Fund	6,738	8,278	23,620	15,970	1,975	435	450	307	57,773
State Fleet Replacement Fund	1,800	600	3,062	2,326	2,221	2,073	2,220	-	14,301
Total:	11,399	14,054	28,018	19,634	5,536	3,123	3,285	307	85,354

Department of Public Safety

DPS Asset Protection

The Governor recommends \$7.8 million from the RI Capital Plan Fund in FY 2024 - FY 2029 to finance the asset protection of 28 Public Safety buildings and seven broadcast radio towers located across the state. The asset protection financing is to be used for projects that maintain and extend the useful life of buildings under the control of the Department of Public Safety, including State Police Headquarters, E-911 Headquarters, and the Wickford and Hope Valley barracks, which specifically require significant repairs. Asset protection subprojects will include the towers at Dawley Park, Headquarters, Lincoln Barracks, and Portsmouth Barracks which must be maintained to industry standards. Furthermore, renovations are to be made to the historic Richard Rhodes Administrative building to bring the building into compliance with ADA. The renovations are to include the installation of new HVAC system, electrical, IT, and plumbing upgrades, exterior work on siding, trim and brick work upgrade security systems, repair, and replace windows, add fire suppression systems in all three garages which require fire code compliance remediation where equipment, evidence, and records are stored. Additionally, while the Southern Barracks is designed and constructed, asset protection funds will be allocated dispersed from FY 2024 to FY 2026 to address health and safety issues at the Wickford and Hope Valley barracks.

Project Spending by Year and Financing Source

DPS Asset Protection

Funding Source Name (thousands of dollars)	Pre-FY 2024	FY 2024	FY 2025	FY 2026	FY 2027	FY 2028	FY 2029	Post- FY 2029	Total Capital
RI Capital Plan Fund	1,894	2,574	2,125	1,205	1,335	285	300	307	10,024
Total:	1,894	2,574	2,125	1,205	1,335	285	300	307	10,024

DPS - RISP Body Worn and Vehicle Cameras

The Governor recommends \$2.8 million of general revenue and \$76,784 in federal funds from FY 2024 - FY 2027 to finance the purchase of vehicle camera systems and body worn cameras.

Project Spending by Year and Financing Source

DPS - RISP Body Worn and Vehicle Cameras

Funding Source Name (thousands of dollars)	Pre-FY 2024	FY 2024	FY 2025	FY 2026	FY 2027	FY 2028	FY 2029	Post- FY 2029	Total Capital
Federal Funds	271	77	-	-	-	-	-	-	348
General Revenue	430	559	721	723	725	-	-	-	3,157
Total:	701	636	721	723	725	-	-	-	3,505

Department of Public Safety

Headquarters Roof Replacement

The Governor recommends \$107,338 from the RI Capital Plan Fund in FY 2024 to finance the final stage of work on the Rhode Island State Police headquarters roof replacement.

Project Spending by Year and Financing Source
Headquarters Roof Replacement

Funding Source Name (thousands of dollars)	Pre-FY 2024	FY 2024	FY 2025	FY 2026	FY 2027	FY 2028	FY 2029	Post- FY 2029	Total Capital
RI Capital Plan Fund	1,993	107	-	-	-	-	-	-	2,100
Total:	1,993	107	-	-	-	-	-	-	2,100

RISP New Southern Headquarters/Barracks

The Governor recommends \$36.7 million from the RI Capital Plan Fund in FY 2024 - FY 2026 to finance the construction a new barracks in the southern part of the State. Creation of a new Southern Barracks will allow the Department to close the Wickford and Hope Valley barracks and to consolidate three patrol areas to one southern location and create a safe and efficient working environment for State Police personnel and citizens that pass through these facilities daily.

Project Spending by Year and Financing Source
RISP New Southern Headquarters/Barracks

Funding Source Name (thousands of dollars)	Pre-FY 2024	FY 2024	FY 2025	FY 2026	FY 2027	FY 2028	FY 2029	Post- FY 2029	Total Capital
RI Capital Plan Fund	1,539	4,000	20,000	12,700	-	-	-	-	38,239
Total:	1,539	4,000	20,000	12,700	-	-	-	-	38,239

Department of Public Safety

RISP RISCAN Microwave System Replacement

The Governor recommends \$735,144 in FY 2024 - FY 2026 from the RI Capital Plan Fund to finance an upgrade to the Rhode Island State Police (RISP) microwave loop network, a statewide 6 GHz digital network comprised of five microwave hops connecting key radio transmission sites and facilities throughout the State. This microwave loop network provides critical data links for the Rhode Island Statewide Communications Network (RISCAN) 800Mhz radio network. The RISCAN radio network, managed by the Rhode Island Emergency Management Agency (RIEMA), is the primary radio communications platform for over ten thousand first responders, the Rhode Island Department of Transportation (RIDOT), the Rhode Island Public Transit Authority (RIPTA), and numerous other state and local agencies that provide essential services throughout the state.

Project Spending by Year and Financing Source**RISP RISCAN Microwave System Replacement**

Funding Source Name (thousands of dollars)	Pre-FY 2024	FY 2024	FY 2025	FY 2026	FY 2027	FY 2028	FY 2029	Post- FY 2029	Total Capital
RI Capital Plan Fund	462	245	245	245	-	-	-	-	1,197
Total:	462	245	245	245	-	-	-	-	1,197

State Police and Security Services Vehicle Replacement

The Governor recommends \$12.5 million from the State Fleet Revolving Loan Fund, \$4.5 million in general revenue in FY 2024 and \$615,000 per year from general revenue appropriations from FY 2024 - FY 2029 to finance the replacement of aging State Police, Sheriffs, and Capitol Police vehicles. In FY 2024, a combination of general revenue and the Revolving Loan Fund will support the acquisition of new vehicles for the State Police, the Division of Sheriffs, and Capitol Police.

Project Spending by Year and Financing Source**State Police and Security Services Vehicle Replacement**

Funding Source Name (thousands of dollars)	Pre-FY 2024	FY 2024	FY 2025	FY 2026	FY 2027	FY 2028	FY 2029	Post- FY 2029	Total Capital
General Revenue	2,160	4,540	615	615	615	615	615	-	9,775
State Fleet Replacement Fund	1,800	600	3,062	2,326	2,221	2,073	2,220	-	14,301
Total:	3,960	5,140	3,677	2,941	2,836	2,688	2,835	-	24,076

Department of Public Safety

Training Academy Upgrades

The Governor recommends \$5.3 million from the RI Capital Plan Fund in FY 2024 - FY 2029 for upgrades to the State Police Training Academy. This financing will support a variety of projects at the Training Academy, including: environmental controls to extend the useful life of the Firearms Training Simulator delivered in 2022; environmental and safety renovations to the firing range, including construction of a new berm and lead projectile containment system; replacement of the security fencing around the property and installation of an electronic security gate; replacement of the main building's HVAC system, roof, windows, and electrical wiring system; renovation of classroom, bathrooms, and sleep bunks; installation of energy-efficient lighting and insulation; repaving of the roadways; and preparation of an Emergency Vehicle Operators Course feasibility study. The Training Academy was built in the 1950s as a US Air Force Nike missile base and requires significant renovations to continue to be usable for the State Police. The Governor's Recommended Budget includes additional asset protection funding for various improvements and capital maintenance throughout the facility but does not include funding to support the construction of a new fieldhouse.

Project Spending by Year and Financing Source Training Academy Upgrades

Funding Source Name (thousands of dollars)	Pre-FY 2024	FY 2024	FY 2025	FY 2026	FY 2027	FY 2028	FY 2029	Post- FY 2029	Total Capital
RI Capital Plan Fund	850	1,352	1,250	1,820	640	150	150	-	6,213
Total:	850	1,352	1,250	1,820	640	150	150	-	6,213

Natural Resources

**Department of Environmental Management
Coastal Resources Management Council
Narragansett Bay Commission
Rhode Island Resource Recovery Corporation
Rhode Island Infrastructure Bank**

Department of Environmental Management

The Department of Environmental Management administers an extensive capital program to meet environmental and public safety requirements for state-owned facilities and management areas and for various municipal and non-profit beneficiaries. Major project categories are described below.

Narragansett Bay and Watershed Restoration Projects: Bond authorizations approved in November 2004 and 2012 provide matching grants for water quality protection efforts in Narragansett Bay, its tributaries and surrounding watershed. The program provides matching grants to governmental and nongovernmental agencies for projects that restore water quality, including non-point source pollution abatement and riparian restoration projects. The fund generally aids with projects that may not otherwise qualify for Rhode Island's other clean water financial assistance program. The Department has worked with municipalities and non-profits to complete over 30 projects across the State to improve water quality in Narragansett Bay and other watersheds.

Environmental Protection Programs: The department operates various programs for environmental protection and remediation. Activities including flood prevention, brownfields remediation, and storm water pollution prevention.

Open Space and Natural Land Protection: The department manages state acquisitions and grants to municipalities and non-profit agencies for the acquisition of title and development rights to critical natural resources. Open space is acquired to safeguard land from private development. Development rights purchases allow private ownership of land while protecting the existing level of use, generally as farmland or open space.

Municipal Recreation Projects: The department administers grant programs for municipal acquisition and development of recreational lands and facilities. Bond financing is provided on a 50 percent matching basis; distressed communities are eligible for 75 percent financing.

State Recreation and Infrastructure Facilities: The department operates natural management areas, commercial fishing piers, and recreational facilities, for which bond authorizations and the Rhode Island Capital Plan Fund provides financing for acquisition, development, and renovation. Additional funds from federal, restricted and private sources are also utilized. The department also undertakes restoration and repair of state-owned dams in need of structural improvements with Rhode Island Capital Plan Fund resources.

Department of Environmental Management

Capital Spending by Agency and Financing Source

Department of Environmental Management									
Pre-FY 2024 Through Post-FY 2029									
(thousands of dollars)									

Funding Source Name	Pre-FY 2024	FY 2024	FY 2025	FY 2026	FY 2027	FY 2028	FY 2029	Post- FY 2029	Total Capital
Federal Emergency Management Agency	-	2,600	2,600	-	-	-	-	-	5,200
Federal Funds	-	1,355	1,939	11,550	15,600	6,600	600	-	37,644
G.O. New Referenda	-	-	-	9,000	4,000	3,500	3,500	-	20,000
P.L. 2004, Ch. 595 - Issued	7,952	548	-	-	-	-	-	-	8,500
P.L. 2012, Ch. 241 - Issued	14,211	886	883	520	-	-	-	-	16,500
P.L. 2014, Ch. 145 - Issued	12,491	1,804	526	179	-	-	-	-	15,000
P.L. 2016, Ch. 142 - Issued	24,843	2,545	1,845	1,044	722	-	-	-	31,000
P.L. 2018, Ch. 47 - Issued	11,300	8,518	3,330	22	-	-	-	-	23,170
P.L. 2018, Ch. 47 - Unissued	-	-	1,955	2,705	170	-	-	-	4,830
P.L. 2020, Ch. 80 - Issued	910	5,230	6,785	-	-	-	-	-	12,925
P.L. 2020, Ch. 80 - Unissued	-	-	21,825	7,250	-	-	-	-	29,075
P.L. 2022 - Issued	-	7,350	1,600	-	-	-	-	-	8,950
P.L. 2022 - Unissued	-	-	10,400	4,650	3,750	1,250	-	-	20,050
RI Capital Plan Fund	55,637	17,908	30,065	30,002	23,504	8,540	5,230	4,782	175,668
Total:	127,344	48,744	83,753	66,922	47,746	19,890	9,330	4,782	408,512

Blackstone Park Improvements

The Governor recommends \$146,814 from the RI Capital Plan Fund in FY 2024 to finance improvement projects with the nonprofit organization, Friends of the Blackstone. Projects include improving river access and safety, restoration of historic landscapes, and development of recreational and educational opportunities.

Project Spending by Year and Financing Source

Blackstone Park Improvements

Funding Source Name (thousands of dollars)	Pre-FY 2024	FY 2024	FY 2025	FY 2026	FY 2027	FY 2028	FY 2029	Post- FY 2029	Total Capital
RI Capital Plan Fund	2,891	147	-	-	-	-	-	-	3,038
Total:	2,891	147	-	-	-	-	-	-	3,038

Department of Environmental Management

Brownfields Remediation

The Governor recommends financing \$7.1 million in FY 2024 - FY 2029 from the 2014, 2016, 2018, and 2022 general obligation bond authorizations for brownfield investigation and redevelopment projects across the state. The Governor also recommends placing \$5.0 million in general obligation bonds before voters on the November 2024 ballot for this project. Between 10,000 and 12,000 abandoned industrial sites lie idle in towns and cities across the state. These funds would provide matching grants to public, private, and/or nonprofit entities for the cleanup, reinvestment, and re-use of these sites to create and attract jobs, protect the urban environment, remove hazards, and reduce the cost of storm water flooding. The program funds will clean up blighted properties, create jobs, open valuable real estate, and promote public health. This grant program, which helps accelerate redevelopment and supports smart growth, provides critical resources to facilitate the return of these sites to productive use. Grants will provide for both site preparation and redevelopment projects and can be used to fill gaps that exist in supporting data and/or to develop and analyze potential remedial strategies necessary to clean up and develop the site.

Project Spending by Year and Financing Source Brownfields Remediation

Funding Source Name (thousands of dollars)	Pre-FY 2024	FY 2024	FY 2025	FY 2026	FY 2027	FY 2028	FY 2029	Post- FY 2029	Total Capital
G.O. New Referenda	-	-	-	-	1,500	1,750	1,750	-	5,000
P.L. 2014, Ch. 145 - Issued	4,268	403	150	179	-	-	-	-	5,000
P.L. 2016, Ch. 142 - Issued	4,181	819	-	-	-	-	-	-	5,000
P.L. 2018, Ch. 47 - Issued	2,424	591	-	-	-	-	-	-	3,015
P.L. 2018, Ch. 47 - Unissued	-	-	985	-	-	-	-	-	985
P.L. 2022 - Unissued	-	-	500	2,000	1,250	250	-	-	4,000
Total:	10,873	1,813	1,635	2,179	2,750	2,000	1,750	-	23,000

Department of Environmental Management

Coastal Resiliency and Public Access Projects

The Governor recommends financing \$4.7 million in proceeds from general obligation bonds approved by the voters in 2018 from FY 2024 - FY 2026 and \$2.0 million in proceeds from a new 2024 ballot referendum from FY 2026 - FY 2027. This will finance efforts to reduce or eliminate flooding risk in coastal and inland areas and to promote green infrastructure and climate resilience. Work to be funded through this grant program, which provides up to 75% of project costs, would improve access and public safety in the face of increased flooding, major storm events and environmental degradation.

Project Spending by Year and Financing Source Coastal Resiliency and Public Access Projects

Funding Source Name (thousands of dollars)	Pre-FY 2024	FY 2024	FY 2025	FY 2026	FY 2027	FY 2028	FY 2029	Post- FY 2029	Total Capital
G.O. New Referenda	-	-	-	1,000	1,000	-	-	-	2,000
P.L. 2018, Ch. 47 - Issued	344	648	1,009	-	-	-	-	-	2,000
P.L. 2018, Ch. 47 - Unissued	-	-	470	2,530	-	-	-	-	3,000
Total:	344	648	1,479	3,530	1,000	-	-	-	7,000

Dam Repair

The Governor recommends \$25.4 million from the RI Capital Plan Fund in FY 2024 - FY 2029 supplemented by \$0.1 million in federal funds in FY 2024 and FY 2025. The financing will be used for remediation of several significant and high hazard state-owned dams at various management and recreation areas. The dam repair is proposed over several years owing to time restrictions and seasonality which limit the ability of inspectors to determine what repairs are needed and for the assets to be physically repaired. After the repair of the high- and significant-hazard dams, funds will be shifted towards routine monitoring and dam maintenance. Rhode Island is statutorily mandated to maintain, repair, and rehabilitate state-owned dams. These repairs are necessary to prevent loss of life, economic loss, and damage to resource areas.

Project Spending by Year and Financing Source Dam Repair

Funding Source Name (thousands of dollars)	Pre-FY 2024	FY 2024	FY 2025	FY 2026	FY 2027	FY 2028	FY 2029	Post- FY 2029	Total Capital
Federal Funds	-	66	39	-	-	-	-	-	105
RI Capital Plan Fund	4,405	143	10,186	6,815	2,265	1,015	1,015	4,000	29,843
Total:	4,405	209	10,225	6,815	2,265	1,015	1,015	4,000	29,948

Department of Environmental Management

Facilities Asset Protection

The Governor recommends \$4.5 million from the RI Capital Plan Fund in FY 2024 - FY 2029 to finance scheduled and unscheduled repairs to extend the useful life of assets. Examples include painting, staining, and roof repairs on structures in order to protect against the wearing effects of weather and the outdoor environment; mechanical, electrical, and plumbing updates; and inspections and repairs to bridges, dams, parking lots, docks, and roadways that support Rhode Island's recreational and commercial fishing industries.

Project Spending by Year and Financing Source

Facilities Asset Protection

Funding Source Name (thousands of dollars)	Pre-FY 2024	FY 2024	FY 2025	FY 2026	FY 2027	FY 2028	FY 2029	Post- FY 2029	Total Capital
RI Capital Plan Fund	1,981	750	750	750	750	765	765	782	7,293
Total:	1,981	750	750	750	750	765	765	782	7,293

Farmland Development Rights Acquisition

The Governor recommends \$1.1 million in general obligation bond proceeds authorized in 2012, 2014, and 2018 from FY 2025 - FY 2026 for continuation of the Farmland Development Rights Acquisition program. The objective of this program is to protect Rhode Island's farmland from development that would shift its use away from agriculture. It allows Rhode Island to acquire development rights for agricultural property and preserve that farmland as such. Project funds are used to purchase these rights. State ownership allows Rhode Island to resell the lands to potential farmers.

Project Spending by Year and Financing Source

Farmland Development Rights Acquisition

Funding Source Name (thousands of dollars)	Pre-FY 2024	FY 2024	FY 2025	FY 2026	FY 2027	FY 2028	FY 2029	Post- FY 2029	Total Capital
P.L. 2012, Ch. 241 - Issued	3,880	-	100	520	-	-	-	-	4,500
P.L. 2014, Ch. 145 - Issued	2,889	-	111	-	-	-	-	-	3,000
P.L. 2018, Ch. 47 - Issued	1,666	-	334	-	-	-	-	-	2,000
Total:	8,435	-	545	520	-	-	-	-	9,500

Department of Environmental Management

Fish and Wildlife Facilities

The Governor recommends \$1.2 million in RI Capital Plan Funds and \$3.6 million in federal funds in FY 2024 - FY 2029 to finance asset protection work at fish and wildlife maintenance facilities. RI Capital Plan Fund proceeds of \$200,000 annually may be 1:3 with federal grants from the Department of the Interior to improve structures under management of the Division of Fish and Wildlife.

Project Spending by Year and Financing Source

Fish and Wildlife Facilities

Funding Source Name (thousands of dollars)	Pre-FY 2024	FY 2024	FY 2025	FY 2026	FY 2027	FY 2028	FY 2029	Post- FY 2029	Total Capital
Federal Funds	-	600	600	600	600	600	600	-	3,600
RI Capital Plan Fund	66	200	200	200	200	200	200	-	1,266
Total:	66	800	800	800	800	800	800	-	4,866

Flood Prevention

The Governor recommends \$1.2 million in proceeds authorized under P.L. 2014, Ch. 145 in FY 2024 - FY 2025 to finance assistance grants for work on design and construction activities intended to improve community resiliency and public safety in the face of increased flooding, major storm events and environmental degradation.

Project Spending by Year and Financing Source

Flood Prevention

Funding Source Name (thousands of dollars)	Pre-FY 2024	FY 2024	FY 2025	FY 2026	FY 2027	FY 2028	FY 2029	Post- FY 2029	Total Capital
P.L. 2014, Ch. 145 - Issued	1,761	1,001	238	-	-	-	-	-	3,000
Total:	1,761	1,001	238	-	-	-	-	-	3,000

Department of Environmental Management

Forest, Conservation, and Habitats

The Governor recommends \$3.0 million from general obligation bonds authorized by voters in 2022 in FY 2025 for the purpose of improving forest and wildlife habitat on DEM properties, including state management areas.

Project Spending by Year and Financing Source

Forest, Conservation, and Habitats

Funding Source Name (thousands of dollars)	Pre-FY 2024	FY 2024	FY 2025	FY 2026	FY 2027	FY 2028	FY 2029	Post- FY 2029	Total Capital
P.L. 2022 - Issued	-	-	1,600	-	-	-	-	-	1,600
P.L. 2022 - Unissued	-	-	1,400	-	-	-	-	-	1,400
Total:	-	-	3,000	-	-	-	-	-	3,000

Fort Adams Trust/Rehabilitation

The Governor recommends \$2.6 million from the RI Capital Plan Fund in FY 2024 - FY 2029 for continued support of the restoration of the Fort Adams fortification and site in Newport. The recommended funding will support work on preservation and renovation of the integrity and economic appeal of the assets at Fort Adams.

Project Spending by Year and Financing Source

Fort Adams Trust/Rehabilitation

Funding Source Name (thousands of dollars)	Pre-FY 2024	FY 2024	FY 2025	FY 2026	FY 2027	FY 2028	FY 2029	Post- FY 2029	Total Capital
RI Capital Plan Fund	2,539	300	300	500	500	500	500	-	5,139
Total:	2,539	300	300	500	500	500	500	-	5,139

Department of Environmental Management

Local Land Acquisition Grants

The Governor recommends \$4.5 million in general obligation bond proceeds in FY 2024 - FY 2025 for continuation of the Local Land Acquisition Grants program. This program provides for localities, local land trusts, and nonprofits to acquire title, development rights, or conservation easements on open spaces and parklands.

Project Spending by Year and Financing Source Local Land Acquisition Grants

Funding Source Name (thousands of dollars)	Pre-FY 2024	FY 2024	FY 2025	FY 2026	FY 2027	FY 2028	FY 2029	Post- FY 2029	Total Capital
P.L. 2016, Ch. 142 - Issued	3,092	830	78	-	-	-	-	-	4,000
P.L. 2018, Ch. 47 - Issued	408	1,038	554	-	-	-	-	-	2,000
P.L. 2022 - Unissued	-	-	2,000	-	-	-	-	-	2,000
Total:	3,500	1,868	2,632	-	-	-	-	-	8,000

Local Recreation Development Grants

The Governor recommends \$14.8 million in general obligation bond proceeds in FY 2024 - FY 2029 for continuation of the Local Recreation Development Grants program, including \$5.0 million in proposed new bond proceeds to be placed before the voters on the November 2024 ballot. This program serves to support local efforts to develop, rehabilitate, and maintain universally accessible recreational facilities. The program provides matching funds to localities for the acquisition of land for recreational facilities and the development thereof. The grants provide up to 50% matching for the acquisition of land and up to 80% matching for development costs.

Project Spending by Year and Financing Source Local Recreation Development Grants

Funding Source Name (thousands of dollars)	Pre-FY 2024	FY 2024	FY 2025	FY 2026	FY 2027	FY 2028	FY 2029	Post- FY 2029	Total Capital
G.O. New Referenda	-	-	-	-	1,500	1,750	1,750	-	5,000
P.L. 2012, Ch. 241 - Issued	5,259	241	-	-	-	-	-	-	5,500
P.L. 2014, Ch. 145 - Issued	3,574	400	26	-	-	-	-	-	4,000
P.L. 2016, Ch. 142 - Issued	4,854	82	36	28	-	-	-	-	5,000
P.L. 2018, Ch. 47 - Issued	1,900	1,632	946	22	-	-	-	-	4,500
P.L. 2018, Ch. 47 - Unissued	-	-	500	-	-	-	-	-	500
P.L. 2020, Ch. 80 - Issued	100	2,905	-	-	-	-	-	-	3,005
P.L. 2020, Ch. 80 - Unissued	-	-	995	-	-	-	-	-	995
P.L. 2022 - Unissued	-	-	-	500	1,500	-	-	-	2,000
Total:	15,687	5,260	2,503	550	3,000	1,750	1,750	-	30,500

Department of Environmental Management

Marine Infrastructure/Pier Development

The Governor recommends \$6.5 million in FY 2024 - FY 2025 to create a new "Port Sakonnet" at the Chase Marina site in Tiverton. This includes \$1.3 million from the RI Capital Plan Fund and \$5.2 million in federal funding. This will provide economic infrastructure to commercial harvesters and shellfish farmers in the East Bay and support a partnership with the Roger Williams University aquaculture program.

Project Spending by Year and Financing Source
Marine Infrastructure/Pier Development

Funding Source Name (thousands of dollars)	Pre-FY 2024	FY 2024	FY 2025	FY 2026	FY 2027	FY 2028	FY 2029	Post- FY 2029	Total Capital
Federal Emergency Management Agency	-	2,600	2,600	-	-	-	-	-	5,200
RI Capital Plan Fund	2,100	650	650	-	-	-	-	-	3,400
Total:	2,100	3,250	3,250	-	-	-	-	-	8,600

Narragansett Bay and Watershed Restoration

The Governor recommends \$4.8 million in bond funding in FY 2024 - FY 2028 to finance water pollution abatement projects, including matching grants and incentive grants to state and local entities, non-profit organizations, and for-profit businesses for water quality restoration and protection projects. The bond funds may be used in conjunction with federal and local contributions. Examples of projects to be funded include point and non-point source pollution abatement, nutrient loading abatement, best management grants for farmers and businesses, and riparian buffer enhancements. The watershed approach to pollution identification and assessment, with the remediation responsibility assigned to the polluter wherever possible, is also part of the Department's community-based approach to improving the health of Narragansett Bay and its tributaries.

Project Spending by Year and Financing Source
Narragansett Bay and Watershed Restoration

Funding Source Name (thousands of dollars)	Pre-FY 2024	FY 2024	FY 2025	FY 2026	FY 2027	FY 2028	FY 2029	Post- FY 2029	Total Capital
P.L. 2004, Ch. 595 - Issued	7,952	548	-	-	-	-	-	-	8,500
P.L. 2012, Ch. 241 - Issued	2,729	600	672	-	-	-	-	-	4,000
P.L. 2022 - Unissued	-	-	-	1,000	1,000	1,000	-	-	3,000
Total:	10,681	1,148	672	1,000	1,000	1,000	-	-	15,500

Department of Environmental Management

Natural and Working Lands

The Governor recommends \$3.0 million from general obligation bonds to finance the protection of working forest and farmlands throughout Rhode Island in FY 2024 - FY 2026. Approved funding will finance the purchase of forest conservation easements, the purchase of development rights by the Agricultural Lands Preservation Commission, and the State Farmland Access Program.

Project Spending by Year and Financing Source Natural and Working Lands

Funding Source Name (thousands of dollars)	Pre-FY 2024	FY 2024	FY 2025	FY 2026	FY 2027	FY 2028	FY 2029	Post- FY 2029	Total Capital
P.L. 2020, Ch. 80 - Issued	7	493	-	-	-	-	-	-	500
P.L. 2020, Ch. 80 - Unissued	-	-	1,250	1,250	-	-	-	-	2,500
Total:	7	493	1,250	1,250	-	-	-	-	3,000

Natural Resources Offices & Visitor's Center

The Governor recommends \$4.2 million in RI Capital Plan financing and \$14.0 million in federal funds in FY 2024 - FY 2027 for the Great Swamp Fish & Wildlife project. This project funds the creation of a Division of Forestry Office and Visitors Center and a Fish and Wildlife Office and Visitors Center. Current facilities for these Divisions are aging and no longer suitable for current needs, which include office space, maintenance facilities, and customer service areas.

Project Spending by Year and Financing Source Natural Resources Offices & Visitor's Center

Funding Source Name (thousands of dollars)	Pre-FY 2024	FY 2024	FY 2025	FY 2026	FY 2027	FY 2028	FY 2029	Post- FY 2029	Total Capital
Federal Funds	-	250	300	6,450	7,000	-	-	-	14,000
RI Capital Plan Fund	819	250	250	1,837	1,837	-	-	-	4,992
Total:	819	500	550	8,287	8,837	-	-	-	18,992

Department of Environmental Management

Newport Cliff Walk

The Governor recommends \$8.0 million of general obligation bonds be placed on the November 2024 ballot for voter approval for restoring and improving the resiliency of the historic statewide tourism infrastructure at the public access walkway known as the Newport Cliff Walk in Newport, Rhode Island.

Project Spending by Year and Financing Source
Newport Cliff Walk

Funding Source Name (thousands of dollars)	Pre-FY 2024	FY 2024	FY 2025	FY 2026	FY 2027	FY 2028	FY 2029	Post- FY 2029	Total Capital
G.O. New Referenda	-	-	-	8,000	-	-	-	-	8,000
Total:	-	-	-	8,000	-	-	-	-	8,000

Newport Piers/Building Project

The Governor recommends \$2.0 million in RI Capital Plan Funds in FY 2024 - FY 2027 to finance facilities and infrastructure to support the commercial fishing economy at State Pier 9 (Louis Jagshitz State Pier) in Newport. This project will improve the utility services for the pier, replacing substantially compromised electrical wiring with marine-grade infrastructure, and will conduct engineering for a future wave attenuator project. The State Pier currently houses more than 40 fishing vessels and provides the only affordable berthing space for the local commercial fleet.

Project Spending by Year and Financing Source
Newport Piers/Building Project

Funding Source Name (thousands of dollars)	Pre-FY 2024	FY 2024	FY 2025	FY 2026	FY 2027	FY 2028	FY 2029	Post- FY 2029	Total Capital
RI Capital Plan Fund	378	500	500	500	500	-	-	-	2,378
Total:	378	500	500	500	500	-	-	-	2,378

Department of Environmental Management

Port of Galilee

The Governor recommends \$55.7 million from the RI Capital Plan Fund in FY 2024 - FY 2029 to finance continued capital improvements to the Port of Galilee, one of the largest Atlantic coast commercial fishing ports in the country. In addition to routine asset protection and capital repairs, this project will rehabilitate and reconstruct several portions of the northern bulkhead at the Port of Galilee. This project will support the repair and/or replacement of numerous structural elements of this section, including electrical rehabilitation, dock work, steel repair, and repair of the landside ground that has been compromised by bulkhead failures.

Project Spending by Year and Financing Source
Port of Galilee

Funding Source Name (thousands of dollars)	Pre-FY 2024	FY 2024	FY 2025	FY 2026	FY 2027	FY 2028	FY 2029	Post- FY 2029	Total Capital
RI Capital Plan Fund	17,623	10,824	11,500	16,500	14,114	2,800	-	-	73,360
Total:	17,623	10,824	11,500	16,500	14,114	2,800	-	-	73,360

Recreational Facility Improvements

The Governor recommends \$74.4 million in FY 2024 - FY 2029 to finance new facility development, major facility improvements, and feasibility studies for state parks and management areas. The Department maintains more than fifty buildings and over twenty-five miles of roadway in state parks and management areas across more than 8,200 acres of land. The Department prioritizes needs based on facility assessments, public safety, and user needs. Current projects include exterior preservation work at Colt State Park's historic stone dairy barn, safety improvements at Brenton Point, repairs to the Roger Wheeler State Beach bulkhead, and bathroom renovations. The Governor recommends \$22.1 million from the RI Capital Plan Fund, \$32.4 million from a 2020 general obligation bond authorization, and \$19.9 million in federal funds.

Project Spending by Year and Financing Source
Recreational Facility Improvements

Funding Source Name (thousands of dollars)	Pre-FY 2024	FY 2024	FY 2025	FY 2026	FY 2027	FY 2028	FY 2029	Post- FY 2029	Total Capital
Federal Funds	-	439	1,000	4,500	8,000	6,000	-	-	19,939
P.L. 2020, Ch. 80 - Issued	633	581	6,785	-	-	-	-	-	8,000
P.L. 2020, Ch. 80 - Unissued	-	-	19,000	6,000	-	-	-	-	25,000
RI Capital Plan Fund	22,835	4,145	5,729	2,900	3,339	3,260	2,750	-	44,957
Total:	23,468	5,165	32,514	13,400	11,339	9,260	2,750	-	97,896

Department of Environmental Management

Roger Williams Park and Zoo

The Governor recommends \$12.0 million in general obligation bond proceeds in FY 2024 - FY 2025 to finance ongoing renovations and improvements to Roger Williams Park and Zoo in Providence and for the construction of a state-of-the-art-carbon-neutral education center and event pavilion.

Project Spending by Year and Financing Source Roger Williams Park and Zoo

Funding Source Name (thousands of dollars)	Pre-FY 2024	FY 2024	FY 2025	FY 2026	FY 2027	FY 2028	FY 2029	Post- FY 2029	Total Capital
P.L. 2022 - Issued	-	7,000	-	-	-	-	-	-	7,000
P.L. 2022 - Unissued	-	-	5,000	-	-	-	-	-	5,000
Total:	-	7,000	5,000	-	-	-	-	-	12,000

State Bikeway Development

The Governor recommends \$6.3 million in FY 2024 - FY 2027 to finance the continued work of the Blackstone River Bikeway and the new portion of the South County Bikeway. These funds represent financing from proceeds from 2016 and 2018 general obligation bonds. The recommended funding will support the current Transportation Alternative Program (TAP) contained within the State's Transportation Improvement Program and the creation of new bicycle infrastructure.

Project Spending by Year and Financing Source State Bikeway Development

Funding Source Name (thousands of dollars)	Pre-FY 2024	FY 2024	FY 2025	FY 2026	FY 2027	FY 2028	FY 2029	Post- FY 2029	Total Capital
P.L. 2016, Ch. 142 - Issued	7,420	350	785	722	722	-	-	-	10,000
P.L. 2018, Ch. 47 - Issued	1,316	3,339	-	-	-	-	-	-	4,655
P.L. 2018, Ch. 47 - Unissued	-	-	-	175	170	-	-	-	345
Total:	8,736	3,689	785	897	892	-	-	-	15,000

Department of Environmental Management

State Land Acquisition - Open Space

The Governor recommends \$3.5 million in proceeds from 2012, 2016, and 2022 bonds in FY 2024 - FY 2029 to finance open space and land acquisition purchases. Land acquisition includes land and development rights to preserve coastal access and shoreline open space. Goals of the land acquisition program include watershed protection, expansion of open space and recreation areas, protection of greenways, easements to recreation lands, and preservation of wildlife habitat and natural heritage areas.

Project Spending by Year and Financing Source

State Land Acquisition - Open Space

Funding Source Name (thousands of dollars)	Pre-FY 2024	FY 2024	FY 2025	FY 2026	FY 2027	FY 2028	FY 2029	Post- FY 2029	Total Capital
P.L. 2012, Ch. 241 - Issued	2,343	46	111	-	-	-	-	-	2,500
P.L. 2016, Ch. 142 - Issued	3,694	58	248	-	-	-	-	-	4,000
P.L. 2022 - Issued	-	350	-	-	-	-	-	-	350
P.L. 2022 - Unissued	-	-	1,500	1,150	-	-	-	-	2,650
Total:	6,037	454	1,859	1,150	-	-	-	-	9,500

Stormwater Pollution Prevention

The Governor recommends financing \$1.4 million in FY 2024 - FY 2026 from the 2016 general obligation bond authorization to provide up to 75% matching grants for public, private and/or non-profit entities for projects that reduce stormwater pollution. Funds will be administered through the existing Narragansett Bay and Watershed Restoration Fund. Contaminants carried by stormwater result in waters unsafe for recreation, including beach closures, closed shellfish growing areas and other degraded conditions that impair the beneficial uses of our rivers, lakes, and coastal waters. Much of Rhode Island's existing developed landscape lacks proper stormwater controls. Techniques utilizing green infrastructure are now available to capture and reduce the stormwater pollution. Investment to integrate stormwater management techniques including installation of green infrastructure through retrofitting is necessary to restore most known degraded waters. The projects will yield long-term benefits in terms of supporting Rhode Island's water-based economy, including tourism, and strengthening the resiliency of stormwater infrastructure with respect to changing precipitation patterns and building public awareness and support for expanding local stormwater programs to continue needed restoration efforts.

Project Spending by Year and Financing Source

Stormwater Pollution Prevention

Funding Source Name (thousands of dollars)	Pre-FY 2024	FY 2024	FY 2025	FY 2026	FY 2027	FY 2028	FY 2029	Post- FY 2029	Total Capital
P.L. 2016, Ch. 142 - Issued	1,602	406	697	294	-	-	-	-	3,000
Total:	1,602	406	697	294	-	-	-	-	3,000

Department of Environmental Management

Wastewater Treatment Facility Resilience Improvements

The Governor recommends financing \$1.8 million in FY 2024 - FY 2025 from the 2018 general obligation bond authorization for up to 50% matching grants to help ensure water quality by protecting wastewater infrastructure from the impacts of flooding and major storm events.

Project Spending by Year and Financing Source
Wastewater Treatment Facility Resilience Improvements

Funding Source Name (thousands of dollars)	Pre-FY 2024	FY 2024	FY 2025	FY 2026	FY 2027	FY 2028	FY 2029	Post- FY 2029	Total Capital
P.L. 2018, Ch. 47 - Issued	3,242	1,271	487	-	-	-	-	-	5,000
Total:	3,242	1,271	487	-	-	-	-	-	5,000

Woonasquatucket River Watershed Council Grant

The Governor recommends \$1.8 million of 2020 general obligation bond proceeds in FY 2024 -FY 2025 for the Woonasquatucket River Watershed Council to develop, improve, and rehabilitate public recreational projects and infrastructure along the Woonasquatucket River and its Greenway, from North Smithfield and Glocester through Smithfield, North Providence, Johnston, and Providence.

Project Spending by Year and Financing Source
Woonasquatucket River Watershed Council Grant

Funding Source Name (thousands of dollars)	Pre-FY 2024	FY 2024	FY 2025	FY 2026	FY 2027	FY 2028	FY 2029	Post- FY 2029	Total Capital
P.L. 2020, Ch. 80 - Issued	170	1,250	-	-	-	-	-	-	1,420
P.L. 2020, Ch. 80 - Unissued	-	-	580	-	-	-	-	-	580
Total:	170	1,250	580	-	-	-	-	-	2,000

Coastal Resources Management Council

The Rhode Island Coastal Resources Management Council is responsible for managing, preserving and restoring the coastal resources of Rhode Island through long-range planning that is embodied in the R.I. Coastal Resources Management Program, adopted in 1976, federally approved in 1978, and revised substantially in 1983 and 1996. The program defines the various types of shorelines and the activities and restrictions appropriate for each. For example, 70.0 percent of Rhode Island's shoreline is designated as either conservation or low intensity use and is protected from commercial development through restrictions on the type of allowable water structures.

In addition to the permitting process and other regulatory activities, the Council acts as the lead agency for Rhode Island's dealings with the U.S. Army Corps of Engineers. The latter has administered funds for various capital project activities, such as the dredging of the Providence shipping channel, habitat restoration and beach replenishment and restoration. The Agency also is the lead agency for certain projects funded by the Department of the Interior.

Capital Spending by Agency and Financing Source

Coastal Resources Management Council

Pre-FY 2024 Through Post-FY 2029

(thousands of dollars)

Funding Source Name	Pre-FY 2024	FY 2024	FY 2025	FY 2026	FY 2027	FY 2028	FY 2029	Post- FY 2029	Total Capital
Certificates of Participation									
- UnIssued	-	-	-	20,000	-	-	-	-	20,000
Federal Funds	-	-	-	68,373	-	-	-	-	68,373
P.L. 2018, Ch. 47 - Issued	2,999	-	1	-	-	-	-	-	3,000
P.L. 2020, Ch. 80 - Issued	370	5,630	-	-	-	-	-	-	6,000
Restricted Receipt Funds	2,500	250	250	250	250	250	250	250	4,250
RI Capital Plan Fund	2,222	100	-	20,600	2,000	-	-	-	24,922
Total:	8,091	5,980	251	109,223	2,250	250	250	250	126,545

Coastal Resources Management Council

Coastal and Estuary Habitat Restoration Trust

The Governor recommends \$1.5 million in restricted receipts from the Oil Spill Prevention, Administration and Response Fund (OSPAR) in FY 2024 - FY 2029. The financing will preserve and restore coastal wetlands, fish runs, and eelgrass beds that protect the shore from storms and erosion, serve as breeding grounds for recreational and commercial fishing, filter out pollution, and hinder the spread of mosquitoes. Restoration projects are reviewed and selected by the R.I. Habitat Protection Team.

Project Spending by Year and Financing Source
Coastal and Estuary Habitat Restoration Trust

Funding Source Name (thousands of dollars)	Pre-FY 2024	FY 2024	FY 2025	FY 2026	FY 2027	FY 2028	FY 2029	Post- FY 2029	Total Capital
Restricted Receipt Funds	2,500	250	250	250	250	250	250	250	4,250
Total:	2,500	250	250	250	250	250	250	250	4,250

Confined Aquatic Dredged Material Disposal Cells

The Governor recommends \$109.0 million in FY 2026 as support for a new confined aquatic disposal cell (CAD cell) to store dredged contaminated sediment in depressions at the bottom of the bay. The Governor recommends \$20.6 million in financing from RI Capital Plan Funds as well as a \$20.0 million placeholder for Certificates of Participation. The CAD cell is required to contain material displaced during the Army Corps of Engineers' upcoming dredging of the Providence Harbor. The additional space in the CAD cell will generate revenue from the fees charged to other marinas and harbors to dispose their own material. The funding will be transferred to the Army Corps of Engineers, which will match state funding with \$68.4 million in federal funds and conduct the actual dredging work and creation of the CAD cells.

Project Spending by Year and Financing Source
Confined Aquatic Dredged Material Disposal Cells

Funding Source Name (thousands of dollars)	Pre-FY 2024	FY 2024	FY 2025	FY 2026	FY 2027	FY 2028	FY 2029	Post- FY 2029	Total Capital
Certificates of Participation									
- UnIssued	-	-	-	20,000	-	-	-	-	20,000
Federal Funds	-	-	-	68,373	-	-	-	-	68,373
RI Capital Plan Fund	-	-	-	20,600	-	-	-	-	20,600
Total:	-	-	-	108,973	-	-	-	-	108,973

Coastal Resources Management Council

Dredging at Waterplace Park

The Governor recommends \$5.6 million in general obligation bond proceeds in FY 2024 - FY 2025 to finance the dredging of sections of the Providence River, the Woonasquatucket River, and the Moshassuck River. This includes fully expending remaining proceeds from the 2018 Green Bond and \$5.6 million from general obligation bonds approved by voters in March 2021. This work supports economic development, infrastructure maintenance, enhanced tourism opportunities, and improved water depths for boating, recreation, and climate resiliency.

Project Spending by Year and Financing Source

Dredging at Waterplace Park

Funding Source Name (thousands of dollars)	Pre-FY 2024	FY 2024	FY 2025	FY 2026	FY 2027	FY 2028	FY 2029	Post- FY 2029	Total Capital
P.L. 2018, Ch. 47 - Issued	2,999	-	1	-	-	-	-	-	3,000
P.L. 2020, Ch. 80 - Issued	370	5,630	-	-	-	-	-	-	6,000
Total:	3,369	5,630	1	-	-	-	-	-	9,000

Little Narragansett Bay Study

The Governor recommends \$50,000 from the RI Capital Plan Fund in FY 2024 to investigate the feasibility of dredging Little Narragansett Bay in Westerly to improve navigation safety. Shifting sands within Little Narragansett Bay and a string current at the only exit/entrance to Little Narragansett Bay make navigation safety an issue.

Project Spending by Year and Financing Source

Little Narragansett Bay Study

Funding Source Name (thousands of dollars)	Pre-FY 2024	FY 2024	FY 2025	FY 2026	FY 2027	FY 2028	FY 2029	Post- FY 2029	Total Capital
RI Capital Plan Fund	-	50	-	-	-	-	-	-	50
Total:	-	50	-	-	-	-	-	-	50

Coastal Resources Management Council

Pawcatuck Resiliency Elevation

The Governor recommends \$50,000 from the RI Capital Plan Fund in FY 2024 to fund an Army Corps of Engineers-led feasibility study of measures to reduce the risk of coastal storm damage across the southern coast of Rhode Island from Westerly to Narragansett.

Project Spending by Year and Financing Source

Pawcatuck Resiliency Elevation

Funding Source Name (thousands of dollars)	Pre-FY 2024	FY 2024	FY 2025	FY 2026	FY 2027	FY 2028	FY 2029	Post- FY 2029	Total Capital
RI Capital Plan Fund	-	50	-	-	-	-	-	-	50
Total:	-	50	-	-	-	-	-	-	50

South Coast Restoration Project

The Governor recommends \$2.0 million from the RI Capital Plan Fund in FY 2027 to dredge Ninigret Breachway. Ninigret Pond is experiencing expected sedimentation into the pond, impacting recent restoration and resiliency efforts to protect the existing submerged aquatic habitat and marsh complexes. Without dredging, the sedimentation will continue to accumulate and the elevation project to provide resiliency to the wetland will be lost. Ninigret Pond is the first of the three salt ponds to be dredged, followed by securing the regulatory authorizations for Winnipaug and Quonochontaug Ponds. The Town of Charlestown has also contributed to a portion of the Ninigret Pond component of the project.

Project Spending by Year and Financing Source

South Coast Restoration Project

Funding Source Name (thousands of dollars)	Pre-FY 2024	FY 2024	FY 2025	FY 2026	FY 2027	FY 2028	FY 2029	Post- FY 2029	Total Capital
RI Capital Plan Fund	2,222	-	-	-	2,000	-	-	-	4,222
Total:	2,222	-	-	-	2,000	-	-	-	4,222

Narragansett Bay Commission

In 1991, legislation was enacted merging the Blackstone Valley District Commission (BVDC) into the Narragansett Bay Commission (NBC). The merger took effect in January 1992. As a result of the merger, NBC's service area was expanded to include the areas formerly served by the BVDC, including the cities of Pawtucket and Central Falls, and portions of the towns of Cumberland, Lincoln, Smithfield, and the City of East Providence.

The merger resulted in the consolidation of the two largest wastewater treatment facilities in Rhode Island. The Field's Point plant, which services NBC's original district, handles average dry weather flows of 50 million gallons per day (mgd) and the Bucklin Point facility, which services the area formally served by the BVDC, handles average dry weather flows of 23 mgd. Together, these two facilities serve 10 communities and 300,000 people or about one-third of Rhode Island's population. NBC owns, operates and maintains seven pump stations. Four of the seven are within the original NBC district, while three are within the former BVDC district. NBC is responsible for 86 of the 89 combined sewer overflows (CSOs) in Rhode Island (59 in the original NBC district and 27 in the old BVDC district), and over 89 miles of underground interceptors and 32 tide gates.

While BVDC ceased to exist as a legal entity in January 1992, the following discussion on each agency's bond authorization is provided to place the state's general obligation commitment to NBC and BVDC in a historical perspective. In November of 1980, the voters approved a bond issue of \$87.7 million to finance capital improvements to be undertaken by the Narragansett Bay Water Quality Management District Commission. In 1990, \$15.0 million of this authorization was reallocated by a referendum to the Blackstone Valley District (\$6.0 million) and the Pawtuxet River District Commission (\$9.0 million). In November 1992, the voters approved a \$15.0 million bond referendum that restored to NBC the funds that had been reallocated to the Blackstone Valley District and the Pawtuxet River District Commission. Although the \$93.7 million of bonds are general obligations of the State, user fees are required under the authorizing statute of the commission to support debt service costs for no more than \$14.1 million of such bonds and general operating expenses and other debt service requirements of the Commission.

While the size and timing of the 1980 bond authorization was based upon the anticipated termination of the federal Clean Water Act grant program, the federal program continued for several years to provide the Commission with additional resources. Since the Commission assumed full responsibility for the metropolitan Providence system on May 2, 1982, it has received grants from the United States Environmental Protection Agency under provisions of the Clean Water Act, and matching grants from the Rhode Island Department of Environmental Management. In addition, the Clean Water Finance Agency has provided the Commission with below-market rate State Revolving Fund loans. The Commission is also authorized to issue its own revenue bonds to finance system-wide improvements. The Commission has indicated that a substantial share of its new and existing projects will be funded from other fund sources that would include state revolving funds, revenue bonds, or other fund sources. All spending in FY 2020 through FY 2025 is described below.

Narragansett Bay Commission

Capital Spending by Agency and Financing Source

Narragansett Bay Commission									
Pre-FY 2024 Through Post-FY 2029									
(thousands of dollars)									

Funding Source Name	Pre-FY 2024	FY 2024	FY 2025	FY 2026	FY 2027	FY 2028	FY 2029	Post- FY 2029	Total Capital
Other Funds	477,270	226,823	221,048	130,747	69,786	21,118	11,801	514,955	1,673,549
Total:	477,270	226,823	221,048	130,747	69,786	21,118	11,801	514,955	1,673,549

Bucklin Point Resiliency Improvements

The Governor recommends financing of \$35.8 million in Commission funds in FY 2024 - FY 2027 for upgrades to the Bucklin Point facilities. The Operations & Maintenance Buildings construction project is expected to be completed in 2024. The UV Disinfection Improvements Project is currently in the Design phase and construction is expected to be completed in 2025. These resiliency improvement projects were identified as part of NBC's resiliency planning process for Bucklin Point.

Project Spending by Year and Financing Source

Bucklin Point Resiliency Improvements

Funding Source Name (thousands of dollars)	Pre-FY 2024	FY 2024	FY 2025	FY 2026	FY 2027	FY 2028	FY 2029	Post- FY 2029	Total Capital
Other Funds	40,811	16,779	10,159	5,621	3,232	-	-	-	76,601
Total:	40,811	16,779	10,159	5,621	3,232	-	-	-	76,601

Narragansett Bay Commission

Combined Sewer Overflow Phase III A Facilities

The Governor recommends \$468.7 million in Commission funds to finance the Combined Sewer Overflow (CSO) Phase III Facilities improvements in FY 2024 - FY 2029. The project represents the third and final phase of federally mandated CSO Abatement Program required as part of a consent agreement between the Commission and the RI Department of Environmental Management. Within Phase III, the Program is subdivided into four sub-phases, A, B, C, and D, which will be completed by 2041. Each sub-phase includes expenditures of \$10.0 million for the construction of Green Stormwater Infrastructure to reduce stormwater inflow by implementing stormwater infiltration projects. Phase A includes design and construction of a deep rock tunnel in Pawtucket approximately 12,000 feet in length along the Seekonk and Blackstone Rivers, a pump station, drop shafts and consolidation conduits. Phase A is expected to be completed in 2027. The design of Phase B is also included in the cost of Phase A.

Project Spending by Year and Financing Source
Combined Sewer Overflow Phase III A Facilities

Funding Source Name (thousands of dollars)	Pre-FY 2024	FY 2024	FY 2025	FY 2026	FY 2027	FY 2028	FY 2029	Post- FY 2029	Total Capital
Other Funds	421,431	184,703	165,680	77,337	26,614	13,683	685	-	890,132
Total:	421,431	184,703	165,680	77,337	26,614	13,683	685	-	890,132

Combined Sewer Overflow Phase III B-D Facilities

The Governor recommends \$5.4 million in Commission funds in FY 2029. The CSO Phase III B-D Facilities are part of the federally mandated CSO Abatement Program required as part of a Consent Agreement between the Commission and the RI Department of Environmental Management. Within Phase III, the Program is subdivided into four sub-phases, A, B, C, and D, which will be completed by 2041. Each sub-phase includes expenditures of \$10.0 million for the construction of Green Stormwater Infrastructure to reduce stormwater inflow by implementing stormwater infiltration projects. CSO Phase III B is expected to begin in 2028.

Project Spending by Year and Financing Source
Combined Sewer Overflow Phase III B-D Facilities

Funding Source Name (thousands of dollars)	Pre-FY 2024	FY 2024	FY 2025	FY 2026	FY 2027	FY 2028	FY 2029	Post- FY 2029	Total Capital
Other Funds	-	-	-	-	-	-	5,423	491,148	496,571
Total:	-	-	-	-	-	-	5,423	491,148	496,571

Narragansett Bay Commission

Field's Point Resiliency Improvements

The Governor recommends \$103.2 million in Commission funds in FY 2024 - FY 2028 to upgrade the Fields Point facilities to help improve operational efficiency and reliability while addressing aging infrastructure and ensuring resiliency. The NBC solar carport is expected to be completed in 2025; the Fields Point Maintenance and Storage Buildings, Fields Point Facilities Improvements and the Fields Point Electrical Improvements and Standby Power Projects are expected to be completed in 2026; and the Ernest Street Pump Station Improvements Project is expected to be completed in 2027. The Cybersecurity Improvements project is expected to be completed in 2024 and the Lincoln Septage Receiving Station Replacement project is expected to be completed in 2026.

Project Spending by Year and Financing Source
Field's Point Resiliency Improvements

Funding Source Name (thousands of dollars)	Pre-FY 2024	FY 2024	FY 2025	FY 2026	FY 2027	FY 2028	FY 2029	Post- FY 2029	Total Capital
Other Funds	8,705	9,159	27,370	37,064	24,697	4,904	-	-	111,900
Total:	8,705	9,159	27,370	37,064	24,697	4,904	-	-	111,900

Infrastructure Management

The Governor recommends financing of \$4.9 million in Commission funds in FY 2024 - FY 2028 to ensure facility operations remain compliance with the Rhode Island Pollutant Discharge Elimination System (RIPDES) permits. Funding will support the evaluation of the entire flow monitoring system in accordance with the RIPDES permit and purchasing, installation, and maintenance of all equipment to accurately monitor flow conditions and measurements.

Project Spending by Year and Financing Source
Infrastructure Management

Funding Source Name (thousands of dollars)	Pre-FY 2024	FY 2024	FY 2025	FY 2026	FY 2027	FY 2028	FY 2029	Post- FY 2029	Total Capital
Other Funds	1,261	1,846	1,627	1,161	261	18	-	-	6,174
Total:	1,261	1,846	1,627	1,161	261	18	-	-	6,174

Narragansett Bay Commission

Interceptor Inspection and Cleaning

The Governor recommends \$3.0 million from Commission funds for inspection and cleaning of interceptors in FY 2024 - FY 2029. The inspection and cleaning processes will assist the Commission in determining pipe condition and identifying infrastructure issues and help to ensure the structural integrity of NBC's infrastructure.

Project Spending by Year and Financing Source
Interceptor Inspection and Cleaning

Funding Source Name (thousands of dollars)	Pre-FY 2024	FY 2024	FY 2025	FY 2026	FY 2027	FY 2028	FY 2029	Post- FY 2029	Total Capital
Other Funds	-	500	500	500	500	500	500	500	3,500
Total:	-	500	500	500	500	500	500	500	3,500

Interceptor Repair and Construction

The Governor recommends \$12.0 million from Commission funds for the Interceptor Restoration and Construction project in FY 2024 - FY 2029. This is an ongoing project aimed at protecting NBC's infrastructure, maximizing flow and capacity, and supporting the health and safety of the public in accordance with regulatory requirements. Projects that will be undertaken with the recommended funding are determined based on inspection and cleaning projects and emergency status. Projects result from such issues as root intrusion, structural damage, odor control, aging infrastructure, inaccessible structures, pipe damage and emergency situations.

Project Spending by Year and Financing Source
Interceptor Repair and Construction

Funding Source Name (thousands of dollars)	Pre-FY 2024	FY 2024	FY 2025	FY 2026	FY 2027	FY 2028	FY 2029	Post- FY 2029	Total Capital
Other Funds	2,083	961	2,233	1,500	1,500	1,500	4,268	5,193	19,236
Total:	2,083	961	2,233	1,500	1,500	1,500	4,268	5,193	19,236

Sewer System Improvements

The Governor recommends \$22.7 million from Commission funds in FY 2024 - FY 2029 to support sewer system improvements, pump station improvements, and easement restoration. Funding will help to ensure the structural integrity of the infrastructure and assets.

Project Spending by Year and Financing Source
Sewer System Improvements

Funding Source Name (thousands of dollars)	Pre-FY 2024	FY 2024	FY 2025	FY 2026	FY 2027	FY 2028	FY 2029	Post- FY 2029	Total Capital
Other Funds	840	1,681	4,167	5,335	11,114	13	425	17,615	41,189
Total:	840	1,681	4,167	5,335	11,114	13	425	17,615	41,189

Narragansett Bay Commission

Wastewater Treatment Facilities

The Governor recommends \$25.6 million from Commission funds in FY 2024 - FY 2029 for Wastewater Treatment Facility (WWTF) improvements. Funding will support necessary upgrades to ensure that the Commission's two WWTFs are compliant with current and future regulatory requirements and support improvements to ensure uninterrupted, 24/7/365 wastewater treatment processing. The four largest sub-projects that will be supported with funding at Bucklin Point WWTF resiliency, UV Disinfection, Bucklin Point Improvements, and new Operations & Maintenance Buildings.

Project Spending by Year and Financing Source Wastewater Treatment Facilities

Funding Source Name (thousands of dollars)	Pre-FY 2024	FY 2024	FY 2025	FY 2026	FY 2027	FY 2028	FY 2029	Post- FY 2029	Total Capital
Other Funds	2,140	11,195	9,313	2,229	1,869	500	500	500	28,245
Total:	2,140	11,195	9,313	2,229	1,869	500	500	500	28,245

Rhode Island Resource Recovery Corporation

Rhode Island Resource Recovery Corporation’s mission is to provide safe, environmentally compliant, clean and affordable solid waste and recycling services for the State of Rhode Island. It aims to provide the utmost in protection of public health and environment while working towards having no impacts on the quality of life in the surrounding neighborhoods. The Corporation sets an example of being a good neighbor by minimizing the impacts of its operations on the surrounding community while setting high industry standards for recycling and waste disposal. The Corporation seeks the best mix of public and private processing, recycling and disposal systems, programs, and facilities for both commercial and municipal waste to meet Rhode Island’s needs.

Capital Spending by Agency and Financing Source

Rhode Island Resource Recovery Corporation									
Pre-FY 2024 Through Post-FY 2029									
(thousands of dollars)									

Funding Source Name	Pre-FY 2024	FY 2024	FY 2025	FY 2026	FY 2027	FY 2028	FY 2029	Post- FY 2029	Total Capital
Other Funds	-	100	1,100	650	750	700	-	-	3,300
RRC Operating Funds	106,545	16,001	3,365	10,695	30,561	26,710	500	16,802	211,178
Total:	106,545	16,101	4,465	11,345	31,311	27,410	500	16,802	214,478

Rhode Island Resource Recovery Corporation

Main Scale Replacement

The Governor recommends \$1.3 million in Corporation operating funds in FY 2025 - FY 2026 for the construction of a new building that will replace the current main scale house.

Project Spending by Year and Financing Source
Main Scale Replacement

Funding Source Name (thousands of dollars)	Pre-FY 2024	FY 2024	FY 2025	FY 2026	FY 2027	FY 2028	FY 2029	Post- FY 2029	Total Capital
RRC Operating Funds	-	-	650	650	-	-	-	-	1,300
Total:	-	-	650	650	-	-	-	-	1,300

Material Recycling Facility Construction

The Governor recommends \$55.0 million in Corporation funds in FY 2026 - FY 2028 for the construction of a new material recycling facility. This facility receives and processes all of Rhode Island's municipal recycling and a portion of the commercial recycling. Construction is estimated to start in FY 2026.

Project Spending by Year and Financing Source
Material Recycling Facility Construction

Funding Source Name (thousands of dollars)	Pre-FY 2024	FY 2024	FY 2025	FY 2026	FY 2027	FY 2028	FY 2029	Post- FY 2029	Total Capital
RRC Operating Funds	-	-	-	7,500	27,500	20,000	-	-	55,000
Total:	-	-	-	7,500	27,500	20,000	-	-	55,000

Material Recycling Facility Design

The Governor recommends \$3.0 million in Corporation funds in FY 2025 - FY 2028 for the design of a new material recycling facility estimated to be needed by FY 2028. The funds will be used for siting, layout, and design of that building.

Project Spending by Year and Financing Source
Material Recycling Facility Design

Funding Source Name (thousands of dollars)	Pre-FY 2024	FY 2024	FY 2025	FY 2026	FY 2027	FY 2028	FY 2029	Post- FY 2029	Total Capital
Other Funds	-	-	1,000	600	700	700	-	-	3,000
Total:	-	-	1,000	600	700	700	-	-	3,000

Rhode Island Resource Recovery Corporation

Material Recycling Facility Roof

The Governor recommends \$0.3 million from Rhode Island Resource Recovery Corporation operating funds in FY 2024 - FY 2027 for the replacement of the roof at the Material Recycling Facility.

Project Spending by Year and Financing Source

Material Recycling Facility Roof

Funding Source Name (thousands of dollars)	Pre-FY 2024	FY 2024	FY 2025	FY 2026	FY 2027	FY 2028	FY 2029	Post- FY 2029	Total Capital
Other Funds	-	100	100	50	50	-	-	-	300
Total:	-	100	100	50	50	-	-	-	300

Materials Operating Facility Building Improvements

The Governor recommends \$1.8 million in Corporation funds from FY 2024 - FY 2028 for repairs and improvements to the main recycling facility buildings. Improvements include asphalt repairs, a new generator, elevator and transformer upgrades, and a commodity storage building.

Project Spending by Year and Financing Source

Materials Operating Facility Building Improvements

Funding Source Name (thousands of dollars)	Pre-FY 2024	FY 2024	FY 2025	FY 2026	FY 2027	FY 2028	FY 2029	Post- FY 2029	Total Capital
RRC Operating Funds	-	455	380	380	355	210	-	-	1,780
Total:	-	455	380	380	355	210	-	-	1,780

Phase VI Construction

The Governor recommends \$29.8 million in Corporation funds in FY 2024 - FY 2029 for the eastward Phase VI expansion of the Central Landfill. The expansion of the landfill will provide solid waste disposal capacity for Rhode Island through 2040. Included in the capital plan for Phase VI is the cost to design, excavate, and incrementally construct the baseliner for the several planned cells.

Project Spending by Year and Financing Source

Phase VI Construction

Funding Source Name (thousands of dollars)	Pre-FY 2024	FY 2024	FY 2025	FY 2026	FY 2027	FY 2028	FY 2029	Post- FY 2029	Total Capital
RRC Operating Funds	106,545	15,546	2,335	2,165	2,706	6,500	500	16,802	153,098
Total:	106,545	15,546	2,335	2,165	2,706	6,500	500	16,802	153,098

Rhode Island Infrastructure Bank

The Rhode Island Infrastructure Bank (RIIB), formerly the Clean Water Finance Agency, functions as a body politic, a corporate and public instrumentality having a distinct legal existence from the State of Rhode Island. The mission of the agency is to provide low-cost financing to municipalities, suppliers of drinking water, sewer commissions and wastewater management districts by means of the State Revolving Fund (SRF) programs. The SRF programs are designed to leverage state bond funds, increasing the availability of money to borrowers by a ratio of ten to one. The SRF loan programs consist of a Clean Water SRF, a Safe Drinking Water SRF, and a Rhode Island Water Pollution Control Revolving Fund.

Beginning with the FY 2016 budget, the scope of the Clean Water Finance Agency was expanded, and the entity renamed. The new organization, RIIB, now provides energy efficiency and renewable energy financing for local businesses by allowing commercial properties to be eligible for the Property Assessed Clean Energy Program (PACE), for storm water management loans, and for federally-funded Brownfields projects. RIIB also provides new funding for energy efficiency retrofits and renewable energy projects to Rhode Island's municipalities and school districts, by accessing federal energy conservation funding. Finally, RIIB administers the Municipal Road and Bridge Revolving Fund.

Capital Spending by Agency and Financing Source

Rhode Island Infrastructure Bank Pre-FY 2024 Through Post-FY 2029 (thousands of dollars)									
Funding Source Name	Pre-FY 2024	FY 2024	FY 2025	FY 2026	FY 2027	FY 2028	FY 2029	Post- FY 2029	Total Capital
Agency Funds	1,500	1,000	1,000	1,000	1,000	1,000	1,000	-	7,500
Bond Premiums	68,026	963	2,000	-	-	-	-	-	70,989
Environmental Protection Agency - Federal	355,124	87,062	90,608	94,143	94,457	25,100	25,600	-	772,094
General Revenue	5,950	6,569	9,735	11,539	11,602	5,020	-	-	50,415
G.O. New Referenda	-	-	-	10,000	-	-	-	-	10,000
Interest Earnings	-	50	50	50	50	50	50	-	300
Other Funds	10,000	5,000	25,000	35,000	35,000	35,000	35,000	-	180,000
P.L. 2022 - Issued	-	21,000	-	-	-	-	-	-	21,000
Revenue Bonds	287,294	78,672	31,994	25,146	29,948	59,780	68,180	-	581,016
Revolved Capitalization Grants	302,203	18,600	18,600	18,700	18,700	18,700	18,700	-	414,203
Total:	1,030,097	218,916	178,987	195,578	190,757	144,650	148,530	-	2,107,517

Rhode Island Infrastructure Bank

Clean Energy Fund

The Governor recommends the Clean Energy Fund be financed with \$102.5 million over FY 2024 - FY 2029. Of this total, \$22.1 million is revenue bond proceeds, \$80.0 million is from other funds, and \$400,000 is from revolved capitalization grants. The other funds are predominantly principal repaid from the outstanding loan portfolio. The Clean Energy Fund was established in Rhode Island General Law in 2021 for the purpose of providing technical, administrative, and financial assistance to municipalities and businesses for energy efficient, renewable energy, and demand-side management projects.

Project Spending by Year and Financing Source
Clean Energy Fund

Funding Source Name (thousands of dollars)	Pre-FY 2024	FY 2024	FY 2025	FY 2026	FY 2027	FY 2028	FY 2029	Post- FY 2029	Total Capital
Other Funds	-	5,000	15,000	15,000	15,000	15,000	15,000	-	80,000
Revenue Bonds	-	7,500	3,000	2,900	2,900	2,900	2,900	-	22,100
Revolved Capitalization Grants	-	-	-	100	100	100	100	-	400
Total:	-	12,500	18,000	18,000	18,000	18,000	18,000	-	102,500

Clean Water State Revolving Fund

The Governor recommends the Clean Water State Revolving Fund (CWSRF) be financed with \$367.5 million over FY 2024 through FY 2029. Of this total, \$151.9 million is revenue bond proceeds, \$123.3 million is federal funds through Environmental Protection Agency, and \$72.0 million is from revolved capitalization grants. \$20.3 million in general revenues serve as state match, unlocking the higher federal funding levels enacted in the Investment Infrastructure and Jobs Act (IIJA). The Fund provides low-interest subsidized loans for local governments and quasi-public agencies to finance approved water pollution abatement projects and has to date supported \$1.32 billion in low-interest loans to two dozen municipalities, Providence Water, the Rhode Island Airport Corporation, and the Narragansett Bay Commission.

Project Spending by Year and Financing Source
Clean Water State Revolving Fund

Funding Source Name (thousands of dollars)	Pre-FY 2024	FY 2024	FY 2025	FY 2026	FY 2027	FY 2028	FY 2029	Post- FY 2029	Total Capital
Environmental Protection Agency - Federal	162,265	22,817	24,277	25,733	25,898	12,200	12,400	-	285,590
General Revenue	2,749	3,011	4,729	5,020	5,053	2,440	-	-	23,002
Revenue Bonds	-	32,172	18,994	12,246	17,048	33,360	38,120	-	151,942
Revolved Capitalization Grants	230,097	12,000	12,000	12,000	12,000	12,000	12,000	-	302,097
Total:	395,111	70,000	60,000	54,999	59,999	60,000	62,520	-	762,631

Rhode Island Infrastructure Bank

Drinking Water State Revolving Fund

The Governor recommends the Drinking Water State Revolving Fund (DWSRF) be financed with \$396.5 million over FY 2024 through FY 2029. Of this total, \$60.7 million is revenue bond proceeds, \$293.6 million is federal funds through the Environmental Protection Agency, \$18.0 million is revolved capitalization grants, and \$24.2 million in general revenues satisfy state match requirements, unlocking the higher funding levels available through the Investment Infrastructure and Jobs Act (IIJA). These resources enable Rhode Island's largest and most important drinking water financing program. Through the program, jointly managed with the Rhode Island Department of Health, eligible borrowers have access to below-market interest rate loans to construct safe drinking water infrastructure projects. The current project priority list identifies approximately \$802.0 million of project need. Eligible projects include construction or rehabilitation of water mains, pipes, water meters and storage tanks by municipalities, quasi-public agencies, nonprofit, and private water suppliers.

Project Spending by Year and Financing Source Drinking Water State Revolving Fund

Funding Source Name (thousands of dollars)	Pre-FY 2024	FY 2024	FY 2025	FY 2026	FY 2027	FY 2028	FY 2029	Post- FY 2029	Total Capital
Environmental Protection Agency - Federal	192,859	64,245	66,331	68,410	68,559	12,900	13,200	-	486,504
General Revenue	3,201	3,558	5,006	6,519	6,549	2,580	-	-	27,413
Revenue Bonds	256,294	30,000	-	-	-	13,520	17,160	-	316,974
Revolved Capitalization Grants	61,256	3,000	3,000	3,000	3,000	3,000	3,000	-	79,256
Total:	513,610	100,803	74,337	77,929	78,108	32,000	33,360	-	910,147

Rhode Island Infrastructure Bank

Municipal Resiliency

The Budget Office recommends \$10.0 million in general obligation bonds to be placed on the November 2024 ballot to complement the \$16.0 million authorized by voters in November 2022. The proceeds would serve as matching grants to municipalities for restoring and improving resiliency of infrastructure, vulnerable coastal habitats, and restoring rivers and stream floodplains. These funds are expected to leverage significant matching funds to support local programs to improve community resiliency and public safety in the face of increased flooding, major storm events, and environmental degradation.

Project Spending by Year and Financing Source
Municipal Resiliency

Funding Source Name (thousands of dollars)	Pre-FY 2024	FY 2024	FY 2025	FY 2026	FY 2027	FY 2028	FY 2029	Post- FY 2029	Total Capital
G.O. New Referenda	-	-	-	10,000	-	-	-	-	10,000
P.L. 2022 - Issued	-	16,000	-	-	-	-	-	-	16,000
Total:	-	16,000	-	10,000	-	-	-	-	26,000

Municipal Road and Bridge Revolving Fund

The Governor recommends \$24.0 million in revenue bonds, \$12.0 million in revolved capitalized grants, \$40.0 million in other funds and \$3.0 million in bond premium generated from remaining pre-2020 general obligation authorization issuances to finance the Municipal Road and Bridge Revolving Loan Fund over FY 2024 through FY 2029. The Fund disburses loans to municipalities for road and bridge projects. the other funds are predominantly principal repaid from the outstanding loan portfolio.

Project Spending by Year and Financing Source
Municipal Road and Bridge Revolving Fund

Funding Source Name (thousands of dollars)	Pre-FY 2024	FY 2024	FY 2025	FY 2026	FY 2027	FY 2028	FY 2029	Post- FY 2029	Total Capital
Bond Premiums	68,026	963	2,000	-	-	-	-	-	70,989
Other Funds	-	-	-	10,000	10,000	10,000	10,000	-	40,000
Revenue Bonds	27,000	4,000	4,000	4,000	4,000	4,000	4,000	-	51,000
Revolved Capitalization Grants	6,350	2,000	2,000	2,000	2,000	2,000	2,000	-	18,350
Total:	101,376	6,963	8,000	16,000	16,000	16,000	16,000	-	180,339

Rhode Island Infrastructure Bank

RI Efficient Buildings Fund

The Governor recommends expenditures of \$35.0 million in revenue bonds, \$9.0 million in capitalization funds and \$50.0 million in other funds from FY 2024 to FY 2029. The other funds are predominantly principal repaid from the outstanding loan portfolio. The Efficient Building Fund is a public building energy efficiency and renewable energy investment program that provides municipalities, school districts, and quasi-public state entities with access to capital to make renewable energy and energy efficient improvements to their facilities.

Project Spending by Year and Financing Source

RI Efficient Buildings Fund

Funding Source Name (thousands of dollars)	Pre-FY 2024	FY 2024	FY 2025	FY 2026	FY 2027	FY 2028	FY 2029	Post- FY 2029	Total Capital
Other Funds	10,000	-	10,000	10,000	10,000	10,000	10,000	-	60,000
Revenue Bonds	4,000	5,000	6,000	6,000	6,000	6,000	6,000	-	39,000
Revolved Capitalization Grants	4,500	1,500	1,500	1,500	1,500	1,500	1,500	-	13,500
Total:	18,500	6,500	17,500	17,500	17,500	17,500	17,500	-	112,500

RI Water Pollution Control Revolving Fund

The Governor recommends the Water Pollution Control Revolving Fund be finance with \$600,000 of revolved capitalization and \$300,000 of interest earnings over FY 2024 through FY 2029. The Fund provides flexibility to finance loans that do not meet all criteria for Clean Water State Revolving Fund eligibility (CWSRF). The program also includes the Facility Plan Loan Program which helps municipalities complete facility plan documents, amendments or updates that are requirements of the CWSRF application process.

Project Spending by Year and Financing Source

RI Water Pollution Control Revolving Fund

Funding Source Name (thousands of dollars)	Pre-FY 2024	FY 2024	FY 2025	FY 2026	FY 2027	FY 2028	FY 2029	Post- FY 2029	Total Capital
Interest Earnings	-	50	50	50	50	50	50	-	300
Revolved Capitalization Grants	-	100	100	100	100	100	100	-	600
Total:	-	150	150	150	150	150	150	-	900

Rhode Island Infrastructure Bank

RI Water Quality Protection Charge Fund

The Governor recommends \$6.0 million of Rhode Island Infrastructure Bank agency funds to finance the Water Quality Protection Charge Fund over FY 2024 through FY 2029 to provide low-cost funds for land acquisition for watershed protection and other projects needed.

Project Spending by Year and Financing Source

RI Water Quality Protection Charge Fund

Funding Source Name (thousands of dollars)	Pre-FY 2024	FY 2024	FY 2025	FY 2026	FY 2027	FY 2028	FY 2029	Post- FY 2029	Total Capital
Agency Funds	1,500	1,000	1,000	1,000	1,000	1,000	1,000	-	7,500
Total:	1,500	1,000	1,000	1,000	1,000	1,000	1,000	-	7,500

Small Business Green Energy Loan Program

The Governor recommends \$5.0 million in general obligation bonds authorized by voters in November 2022 to expand the existing green energy business loan programs at the RI Infrastructure Bank. The Commercial Property Assessed Clean Energy (C-PACE) program was authorized by the 2015 Assembly and has successfully helped mitigate upfront investment costs and performance risks for Rhode Island businesses making renewable energy or energy-efficiency improvements to their real property with an average loan size of \$6.5 million in 2020. The Bank receives inquiries on a regular basis from small businesses interested in implementing efficiency and renewable energy projects and this funding would open the door to an underserved segment of the market with a target average loan size of \$150,000.

Project Spending by Year and Financing Source

Small Business Green Energy Loan Program

Funding Source Name (thousands of dollars)	Pre-FY 2024	FY 2024	FY 2025	FY 2026	FY 2027	FY 2028	FY 2029	Post- FY 2029	Total Capital
P.L. 2022 - Issued	-	5,000	-	-	-	-	-	-	5,000
Total:	-	5,000	-	-	-	-	-	-	5,000

Transportation

**Department of Transportation
Rhode Island Airport Corporation
Rhode Island Public Transit Authority
Rhode Island Turnpike and Bridge Authority**

Department of Transportation

The Department of Transportation is responsible for providing and maintaining the surface transportation (highway, mass transit, and rail) infrastructure that serves the needs of Rhode Island residents and visitors. Infrastructure-related capital projects are outlined in the Department's five-year Capital Improvement Program for inclusion in the Transportation Improvement Program (TIP), which is a ten-year plan updated once a year by the Department of Administration's Office of Statewide Planning and approved by the State Planning Council. The TIP addresses the goals of Rhode Island's transportation program and lists priority projects and activities. In recent years, the Department's capital improvement projects have focused on continued highway construction and reconstruction, bridge repair, and statewide road projects. The State of Rhode Island has relied in the past on the issuance of general obligation debt to both finance state projects and provide the majority of required state match for federal funds. Over the last few years and moving forward, Department of Motor Vehicle fees, along with Rhode Island Capital Plan Fund financing will be the primary funding streams for the local match as the State moves away from borrowing. Federal funds have come from three sources: the Federal Highway Administration (FHWA), the Federal Transit Administration (FTA), and the Federal Railroad Administration (FRA).

All projects within the Rhode Island TIP fall into the following categories:

Bridge Maintenance involves an asset management-based system of planning, with an emphasis on preservation and maintenance to keep assets in good condition. Activities include inspections, permits, joint sealing, and spot painting.

Pavement Maintenance covers the preservation of approximately 1,100 miles of roadway under the Department of Transportation's jurisdiction. Activities include crack sealing and surface treatments.

Traffic Safety Maintenance handles damaged safety equipment that must be repaired or replaced. Activities include signage and lighting repair, permits, and pavement striping.

Drainage Maintenance activities include cleaning and flushing, removing sediment and debris, inspections, and routine maintenance.

Maintenance Operations include programs covering winter operations, mowing, sweeping, roadside maintenance, and traffic operations.

Transit Operations covers both the Department of Transportation (including commuter rail service and seasonal bus and ferry services) and RIPTA (all bus transit and paratransit operations) funding.

Toll Facilities Operations authorized through RhodeWorks legislation is currently on hold. The infrastructure consists of cashless, All-Electronic Tolling with equipment mounted on overhead gantries.

Department of Transportation

Headquarters Operations encompasses all administrative functions at the Department of Transportation, including Legal, Human Resources, Communications, Information Technology, and Finance. These functions maintain a system of centralized program services.

Debt Service is mainly for General Obligation bonds that require annual payments through FY 2034. In addition, debt service is required for Grant Anticipation Revenue Vehicle (GARVEE) and Motor Fuel bonds.

The Bridge Capital Program is similar to Bridge Maintenance in that it is an asset management approach used to identify and develop the sequence of preservation, repair, rehabilitation, and repair actions for bridges.

The Pavement Capital Program also uses an asset management approach to maintain the Pavement Structural Health Index (PSHI) per mile traveled at an average of 80% over the life of the TIP. A proactive approach is taken to pavement management in order to extend the life of the road surfaces.

The Traffic Safety Capital Program covers activities including roadway departure mitigation, intersection and interchange improvements, pedestrian improvements, traffic signal optimization, bottleneck reduction, and sign and structure replacement.

The Railway Highway Crossing Program provides for the elimination of hazards at crossings between rail and highways.

The Drainage Capital Program includes a comprehensive plan to invest in the State's 25,000 stormwater catch basins, 2,000 outfalls, and 100 treatment systems.

The Transportation Alternatives Program provides funding for projects defined as transportation alternatives, including pedestrian and bicycle facilities, community improvement activities, environmental mitigation, recreational trail program projects, and safe routes to school projects.

Planning and Development refers to tasks performed by planning personnel including data collection, civil rights, transit and capital planning, the Local Technical Assistance Program (LTAP), permitting, and research.

The Transit Capital Program covers both the Department of Transportation (including in-state rail shuttles, new transit stations and hubs, Northeast Corridor capacity improvements, ferry terminals, and rapid bus transit) and the Rhode Island Public Transit Authority (RIPTA), including regular replacement of buses and paratransit vans, passenger facility upgrades, and intelligent transportation system equipment.

Department of Transportation

Capital Spending by Agency and Financing Source

Department of Transportation									
Pre-FY 2024 Through Post-FY 2029									
(thousands of dollars)									

Funding Source Name	Pre-FY 2024	FY 2024	FY 2025	FY 2026	FY 2027	FY 2028	FY 2029	Post- FY 2029	Total Capital
Federal Highway Administration	2,327,612	509,091	511,373	751,657	683,327	529,387	398,941	1,761	5,713,149
Federal Highway Funds - Debt Service	312,227	65,813	62,434	62,431	62,433	62,431	62,431	-	690,200
Federal Transit Administration	31,897	4,205	4,332	4,461	4,595	4,733	4,875	5,021	64,120
GARVEE Bonds	67,750	63,250	69,000	-	-	-	-	-	200,000
Gas Tax	33,153	9,389	9,535	9,232	9,096	9,130	8,957	-	88,492
Land Sale Revenue	25,881	5,073	5,111	5,149	5,190	5,231	5,274	-	56,909
P.L. 2014, Ch. 145 - Issued	10,784	13,534	10,682	-	-	-	-	-	35,000
P.L. 2020, Ch. 80 - Issued	-	-	67,000	-	-	-	-	-	67,000
P.L. 2020, Ch. 80 - Unissued	-	-	-	4,700	-	-	-	-	4,700
RI Capital Plan Fund	321,563	171,070	125,578	32,060	31,700	32,925	31,900	920	747,715
Transportation Soft Match	542	164	129	93	82	73	74	-	1,157
Vehicle Registration Fees	122,129	53,440	57,300	63,790	64,010	63,780	63,780	29,000	517,229
Total:	3,253,538	895,029	922,474	933,573	860,433	707,690	576,232	36,702	8,185,671

Bike Path Asset Protection

The Governor recommends \$2.4 million from the RI Capital Plan Fund for asset protection work for the statewide network of bicycle paths during FY 2024 - FY 2029.

Project Spending by Year and Financing Source

Bike Path Asset Protection

Funding Source Name (thousands of dollars)	Pre-FY 2024	FY 2024	FY 2025	FY 2026	FY 2027	FY 2028	FY 2029	Post- FY 2029	Total Capital
RI Capital Plan Fund	758	442	400	400	400	400	400	409	3,609
Total:	758	442	400	400	400	400	400	409	3,609

Department of Transportation

Fixed Guideway (Commuter Rail)

The Governor recommends \$34.7 million in federal funds during FY 2024 - FY 2029 to finance a capital program relating to the operations, planning, design, and construction of commuter rail facilities serving Rhode Island. This project includes construction of stations, tracks, and signals; right-of-way acquisition; track usage fees; purchase of locomotives and rail coaches (train sets); and other rail appurtenances to accommodate rail passenger service in Rhode Island. Commuter rail service is provided by the Massachusetts Bay Transportation Authority as an extension of its service to South Attleboro.

Project Spending by Year and Financing Source
Fixed Guideway (Commuter Rail)

Funding Source Name (thousands of dollars)	Pre-FY 2024	FY 2024	FY 2025	FY 2026	FY 2027	FY 2028	FY 2029	Post- FY 2029	Total Capital
Federal Highway Administration	-	776	585	976	1,570	1,858	1,708	1,761	9,235
Federal Transit Administration	31,897	4,205	4,332	4,461	4,595	4,733	4,875	5,021	64,120
Total:	31,897	4,981	4,917	5,437	6,165	6,591	6,583	6,782	73,355

Department of Transportation

Highway Improvement Program

The Governor recommends \$4.6 billion to finance the Highway Improvement Program (HIP) during FY 2024 - FY 2029. HIP is the implementation of the Department of Transportation's federally funded capital program as identified in the ten-year Transportation Improvement Program (TIP). Of this total, \$3.4 billion from the Federal Highway Administration and \$132.3 million from Grant Anticipation Revenue Vehicle (GARVEE) bonds which will be matched with \$193.6 million in RI Highway Maintenance Account proceeds, \$393.3 million from the RI Capital Plan Fund, \$71.7 million in general obligation bond proceeds approved by voters in March 2021, and \$24.0 million in land sale revenue. The proposed HIP reflects federal highway aid fund levels pursuant to the Investment Infrastructure and Jobs Act (IIJA) enacted into law on November 15, 2021, including federal funds for the National Electric Vehicle Charging Station and Bridge Replacement and Rehabilitation programs.

The GARVEE values include amounts authorized by the 2019 Assembly. The monies from the Federal Highway Administration include \$70.4 million from the discretionary grant program Infrastructure For America (INFRA) for the Northbound I-95 Viaduct and Route 146, \$254.9 million from the federal Bridge Replacement and Rehabilitation program, and \$58.8 million from the Better Utilizing Investments to Leverage Development (BUILD) discretionary grant program for the Washington Bridge connecting East Providence to Providence, the Route 37 project, and ramps for the Newport Pell Bridge. The HIP also includes \$5.3 million from the Recreational Trails Program.

Due to the size and complexity of HIP, several notable projects are broken out in the RI Capital Improvement Program for separate consideration. To avoid double counting of resources, any amounts that are already captured in HIP have corresponding offset lines in the relevant project detail. In most cases this is RI Highway Maintenance Account proceeds, or the receipts of license and vehicle registration fees by the DMV. State-funded projects that are entirely financed exclusively by the Highway Maintenance Account and for non-matching purposes have been separated into a new project entitled "State-funded Capital Improvements."

Department of Transportation

Project Spending by Year and Financing Source Highway Improvement Program

Funding Source Name (thousands of dollars)	Pre-FY 2024	FY 2024	FY 2025	FY 2026	FY 2027	FY 2028	FY 2029	Post- FY 2029	Total Capital
Federal Highway Administration	2,325,229	507,660	510,270	750,308	681,428	527,238	396,938	-	5,699,071
Federal Highway Funds - Debt Service	312,227	65,813	62,434	62,431	62,433	62,431	62,431	-	690,200
GARVEE Bonds	67,750	63,250	69,000	-	-	-	-	-	200,000
Land Sale Revenue	23,423	4,000	4,000	4,000	4,000	4,000	4,000	-	47,423
P.L. 2020, Ch. 80 - Issued	-	-	67,000	-	-	-	-	-	67,000
P.L. 2020, Ch. 80 - Unissued	-	-	-	4,700	-	-	-	-	4,700
RI Capital Plan Fund	294,228	163,406	121,102	27,200	27,200	27,200	27,200	-	687,536
Vehicle Registration Fees	-	23,940	31,300	33,790	35,010	34,780	34,780	-	193,600
Total:	3,022,857	828,069		882,429	810,071	655,649	525,349	-	7,589,530

Information Technology Investment Strategy

The Governor recommends \$18.2 million to finance several information technology projects, annual maintenance, renewals, and upgrades within the Department of Transportation in FY 2024 - FY 2029. Of this amount, \$2.5 will be contributed from the Federal Highway Administration, and \$615,184 will be funded from 'soft match,' or toll credits recognized by the Federal Highway Administration for state-funded bridge maintenance work. The balance of \$15.2 million will come from state transportation funds including gas tax and land sale revenues.

Project Spending by Year and Financing Source Information Technology Investment Strategy

Funding Source Name (thousands of dollars)	Pre-FY 2024	FY 2024	FY 2025	FY 2026	FY 2027	FY 2028	FY 2029	Post- FY 2029	Total Capital
Federal Highway Administration	2,383	655	517	373	328	292	295	-	4,844
Gas Tax	4,290	1,465	1,612	1,373	1,219	1,229	1,238	-	12,426
Land Sale Revenue	2,458	1,073	1,111	1,149	1,190	1,231	1,274	-	9,486
Transportation Soft Match	542	164	129	93	82	73	74	-	1,157
Total:	9,673	3,357	3,369	2,988	2,819	2,825	2,881	-	27,913

Department of Transportation

Maintenance - Capital Equipment Replacement

The Governor recommends \$55.6 million in financing from FY 2024 - FY 2029, including \$42.0 million from gas tax revenues and \$13.6 million from the RI Capital Plan Fund, for the continued replacement of maintenance vehicles in the Department of Transportation fleet. This financing will support the replacement of heavy trucks, sweepers, loaders, backhoes, and tractors, all of which are used to maintain Rhode Island's 1,100 miles of highways and 1,200 bridges and to respond to adverse weather events. The success of the Department's maintenance efforts is premised upon the availability of safe and functional equipment.

Project Spending by Year and Financing Source
Maintenance - Capital Equipment Replacement

Funding Source Name (thousands of dollars)	Pre-FY 2024	FY 2024	FY 2025	FY 2026	FY 2027	FY 2028	FY 2029	Post- FY 2029	Total Capital
Gas Tax	26,838	7,000	7,000	7,000	7,000	7,000	7,000	-	68,838
RI Capital Plan Fund	14,320	4,623	1,800	1,800	1,800	1,800	1,800	-	27,943
Total:	41,158	11,623	8,800	8,800	8,800	8,800	8,800	-	96,781

Maintenance Facility Improvements

The Governor recommends \$4.5 million in financing from the RI Capital Plan Fund during FY 2024 - FY 2029 to support ongoing maintenance and facility improvement projects. Projects that the financing will support include roof repairs, lot repaving and the construction of a new metal cold storage building at the Middletown Facility.

Project Spending by Year and Financing Source
Maintenance Facility Improvements

Funding Source Name (thousands of dollars)	Pre-FY 2024	FY 2024	FY 2025	FY 2026	FY 2027	FY 2028	FY 2029	Post- FY 2029	Total Capital
RI Capital Plan Fund	3,872	804	500	860	500	1,375	500	-	8,411
Total:	3,872	804	500	860	500	1,375	500	-	8,411

Department of Transportation

Mass Transit Hub Infrastructure

In November 2014, Rhode Island voters approved a referendum for \$35.0 million in general obligation bonds that would "fund enhancements and renovations to mass transit hub infrastructure throughout the State of Rhode Island to improve access to multiple intermodal sites, key transportation, healthcare, and other locations." The Rhode Island Public Transit Authority, the Department of Transportation and the Division of Statewide Planning have worked cooperatively on project design and planning. The intent of this project is to provide citizens with fast and easy access to good jobs that offer opportunities for upward mobility in Rhode Island. The Rhode Island Public Transit Authority will lead the Dorrance Street Transit Center project, a public-private partnership that an intermodal transit center, parking, lot and administrative offices, along with adjacent mixed-use development. In addition, bond proceeds will be utilized to construct a parking lot for the Pawtucket/Central Falls Train Station. The Governor recommends financing this project with \$21.4 million of general obligation bonds issued in October 2021 and \$2.9 million in previously issued general obligation bond proceeds during FY 2024 - FY 2029.

Project Spending by Year and Financing Source Mass Transit Hub Infrastructure

Funding Source Name (thousands of dollars)	Pre-FY 2024	FY 2024	FY 2025	FY 2026	FY 2027	FY 2028	FY 2029	Post- FY 2029	Total Capital
P.L. 2014, Ch. 145 - Issued	10,784	13,534	10,682	-	-	-	-	-	35,000
Total:	10,784	13,534	10,682	-	-	-	-	-	35,000

Non-Maintenance - Capital Equipment

The Governor recommends \$4.2 million in gas tax financing during FY 2024 – FY 2029 for the ongoing capital replacement program for non-maintenance vehicles in the Department of Transportation fleet. The vehicles that will be replaced using this financing are basic fleet vehicles used for the activities of a variety of the Department's sub-programs, including construction and materials.

Project Spending by Year and Financing Source Non-Maintenance - Capital Equipment

Funding Source Name (thousands of dollars)	Pre-FY 2024	FY 2024	FY 2025	FY 2026	FY 2027	FY 2028	FY 2029	Post- FY 2029	Total Capital
Gas Tax	2,025	590	773	709	727	701	719	-	6,243
Total:	2,025	590	773	709	727	701	719	-	6,243

Department of Transportation

Pawtucket-Central Falls Train Station

The Governor recommends \$3.5 million in FY 2024 of Vehicle Registration Fee's to finance the construction and completion of a new commuter rail station in Pawtucket near the Central Falls border, including two platforms, a pedestrian overpass, bus drop-off access, and enhanced bicycle and pedestrian access. The station will be served along the Providence MBTA line that connects to Boston and will relieve some of the capacity issues currently faced by Providence and South Attleboro stations. The area of the new station is mostly underutilized or vacant mill space and is well-suited for redevelopment. Project is substantially complete as of Fall 2023. Remaining expenditures will complete the Phase 2 parking lot.

Project Spending by Year and Financing Source
Pawtucket-Central Falls Train Station

Funding Source Name (thousands of dollars)	Pre-FY 2024	FY 2024	FY 2025	FY 2026	FY 2027	FY 2028	FY 2029	Post- FY 2029	Total Capital
Vehicle Registration Fees	-	3,500	-	-	-	-	-	-	3,500
Total:	-	3,500	-	-	-	-	-	-	3,500

Salt Storage Facilities

The Governor recommends \$7.0 million from the RI Capital Plan Fund in FY 2024 - FY 2029 to finance the construction of six new, covered salt storage facilities in Pawtucket, Newport, Glocester, Coventry, Hope Valley, and Westerly, as a part of a planning effort to examine the consolidation of salt stockpiles to improve operational efficiencies, remedy environmental deficiencies, and reduce costs. This project will combat potential groundwater contamination and reduce environmental concerns over the storage of this chemical. Salt is purchased in bulk with tens of thousands of tons stored at 23 locations statewide. The Department has reviewed the existing salt storage facilities and developed a plan to replace/improve salt storage facilities to meet operational and environmental concerns. To date, five facilities have been closed; however, due to a continued need for strategically located material piles, uncovered locations continue to operate at four storage sites.

Project Spending by Year and Financing Source
Salt Storage Facilities

Funding Source Name (thousands of dollars)	Pre-FY 2024	FY 2024	FY 2025	FY 2026	FY 2027	FY 2028	FY 2029	Post- FY 2029	Total Capital
Gas Tax	-	135	-	-	-	-	-	-	135
RI Capital Plan Fund	6,374	495	1,150	1,150	1,150	1,500	1,500	-	13,319
Total:	6,374	630	1,150	1,150	1,150	1,500	1,500	-	13,454

Department of Transportation

State Funded Capital Improvements

The Governor recommends \$169.0 million to finance state-funded capital improvements during FY 2024 – FY 2029. Financing for these improvements will come from vehicle registration fees and other fees collected from the DMV and held in the Highway Maintenance Account. Projects include road and bridge repairs highway drainage improvements. This project captures those transportation investments that do not qualify for federal match.

Project Spending by Year and Financing Source State Funded Capital Improvements

Funding Source Name (thousands of dollars)	Pre-FY 2024	FY 2024	FY 2025	FY 2026	FY 2027	FY 2028	FY 2029	Post- FY 2029	Total Capital
Vehicle Registration Fees	122,129	26,000	26,000	30,000	29,000	29,000	29,000	29,000	320,129
Total:	122,129	26,000	26,000	30,000	29,000	29,000	29,000	29,000	320,129

Train Station Asset Protection

The Governor recommends \$3.4 million from the RI Capital Plan Fund to finance asset protection work at three Rhode Island train stations during FY 2024 - FY 2029. The RI Department of Transportation is responsible for the oversight and maintenance of train stations located in Woonsocket, South Kingstown, and Westerly. The train stations serve as intermodal facilities for each of their communities. Major capital repairs at each location include HVAC, roofing, water leaks, as well as funding to support minor repairs and general maintenance.

Project Spending by Year and Financing Source Train Station Asset Protection

Funding Source Name (thousands of dollars)	Pre-FY 2024	FY 2024	FY 2025	FY 2026	FY 2027	FY 2028	FY 2029	Post- FY 2029	Total Capital
RI Capital Plan Fund	1,783	928	476	500	500	500	500	511	5,697
Total:	1,783	928	476	500	500	500	500	511	5,697

Welcome Center Improvements

The Governor recommends \$1.8 million for asset protection financed by \$0.9 million from the RI Capital Plan Fund and \$0.9 million from gas tax revenues during FY 2024 - FY 2028. Projects include well system replacement and interior renovations.

Project Spending by Year and Financing Source Welcome Center Improvements

Funding Source Name (thousands of dollars)	Pre-FY 2024	FY 2024	FY 2025	FY 2026	FY 2027	FY 2028	FY 2029	Post- FY 2029	Total Capital
Gas Tax	-	200	150	150	150	200	-	-	850
RI Capital Plan Fund	227	372	150	150	150	150	-	-	1,199
Total:	227	572	300	300	300	350	-	-	2,049

Rhode Island Airport Corporation

The Rhode Island Airport Corporation was created by the Rhode Island Commerce Corporation (Commerce RI) on December 9, 1992, as a subsidiary public corporation, government agency, and public instrumentality, having a distinct legal existence from the State and Commerce RI, and having many of the same powers and purposes of Commerce RI. The Corporation is empowered to undertake the planning, development, management, acquisition, ownership, operation, repair, construction, renovation, sale, lease or other disposition of any airport facility, including the T.F. Green State Airport in Warwick, as well as the five general aviation airports: North Central, Quonset, Westerly, Newport, and Block Island Airports.

The Corporation leases the airports from the State of Rhode Island, through the Department of Transportation (DOT). Under the lease agreement, the State and DOT have assigned all rights to airport revenues, the proceeds of the State general obligation bonds issues for airport projects, federal grant agreements, insurance proceeds, all contracts including concession agreements with vendors and airlines, and all licenses and permits.

The Corporation is entitled to receive funds from the Federal Aviation Administration on a matching fund basis to improve the state's airport system and finance various airport operations and improvements. These funds typically range between 75-90% of eligible project costs.

Capital Spending by Agency and Financing Source

Rhode Island Airport Corporation Pre-FY 2024 Through Post-FY 2029 (thousands of dollars)									
Funding Source Name	Pre-FY 2024	FY 2024	FY 2025	FY 2026	FY 2027	FY 2028	FY 2029	Post- FY 2029	Total Capital
Agency Funds	5	5,459	-	-	-	-	-	-	5,464
Federal Aviation Administration/TSA	6,641	51,630	45,545	43,303	24,782	-	-	-	171,902
Other Funds	6,781	30,380	38,157	30,762	13,525	-	-	-	119,605
Passenger Facility Charge	710	6,310	10,043	7,701	1,659	2,000	-	-	28,423
Total:	14,137	93,779	93,745	81,766	39,966	2,000	-	-	325,394

Rhode Island Airport Corporation

General Aviation Airports

The Governor recommends \$101.4 million in FY 2024 - FY 2027 to finance capital improvements to the five general aviation airports: Block Island, Newport, Quonset, Westerly, and the North Central airport in Smithfield. The largest projects include \$57.0 million for the reconstruction of the Quonset airport runway, a joint project with the RI National Guard, and systemwide obstruction removals of \$6.9 million. Federal Aviation Administration funds will finance \$51.9 million, and the remaining \$49.5 million is financed from Airport Corporation General Revenue, passenger fee, and other mixed funds.

Project Spending by Year and Financing Source General Aviation Airports

Funding Source Name (thousands of dollars)	Pre-FY 2024	FY 2024	FY 2025	FY 2026	FY 2027	FY 2028	FY 2029	Post- FY 2029	Total Capital
Agency Funds	-	491	-	-	-	-	-	-	491
Federal Aviation Administration/TSA	4,214	27,102	11,750	1,612	11,475	-	-	-	56,152
Other Funds	5,111	23,982	8,394	1,299	13,525	-	-	-	52,310
Passenger Facility Charge	234	1,136	588	68	-	-	-	-	2,026
Total:	9,559	52,711	20,732	2,979	25,000	-	-	-	110,979

RI T. F. Green International Airport

The Governor recommends \$209.8 million in FY 2024 - FY 2028 to finance various improvements to T.F. Green Airport. This project includes twenty-six subprojects broken into three categories: Terminal/landside projects, air side projects, and other. The most significant projects include \$101.0 million for the South Cargo Site Work and Buildings project, \$30.7 million for the Runway 5-23/Taxiway A,M,N Rehabilitation project, and \$22.0 million for the Terminal Renovations Program. Federal Aviation Administration funds will finance \$113.3 million, passenger facility charges will finance \$25.9 million, and Airport Corporation other revenues will finance \$70.6 million.

Project Spending by Year and Financing Source RI T. F. Green International Airport

Funding Source Name (thousands of dollars)	Pre-FY 2024	FY 2024	FY 2025	FY 2026	FY 2027	FY 2028	FY 2029	Post- FY 2029	Total Capital
Agency Funds	5	4,968	-	-	-	-	-	-	4,974
Federal Aviation Administration/TSA	2,428	24,528	33,795	41,692	13,307	-	-	-	115,750
Other Funds	1,670	6,398	29,763	29,463	-	-	-	-	67,295
Passenger Facility Charge	476	5,175	9,455	7,632	1,659	2,000	-	-	26,396
Total:	4,579	41,069	73,013	78,787	14,966	2,000	-	-	214,415

Rhode Island Public Transit Authority

The Rhode Island Public Transit Authority (RIPTA) has primary responsibility for directing statewide fixed-route bus service and Americans with Disabilities Act paratransit service operations. RIPTA is managed under the direction of an eight-member Board of Directors. In addition to these core transit services, RIPTA operations also include program development implementation of the statewide carpool program. RIPTA is committed to protecting the environment and providing safe, reliable, quality transit service that is responsive to customer needs, with emphasis on Rhode Island's families, children, transit dependent populations, and elderly and disabled residents. RIPTA operates a fixed-route fleet of 240 buses and trolleys. The authority's main facility is located in the City of Providence with a satellite operation on Aquidneck Island.

Capital Spending by Agency and Financing Source

Rhode Island Public Transit Authority									
Pre-FY 2024 Through Post-FY 2029									
(thousands of dollars)									

Funding Source Name	Pre-FY 2024	FY 2024	FY 2025	FY 2026	FY 2027	FY 2028	FY 2029	Post- FY 2029	Total Capital
Agency Funds	4,513	-	-	-	-	-	-	-	4,513
Federal Emergency Management Agency	31	-	-	-	-	-	-	-	31
Federal Stimulus Funding	21,788	-	-	-	-	-	-	-	21,788
Federal Transit Administration	189,255	94,709	88,799	68,966	62,396	56,030	56,418	52,727	669,300
Local Funds	1,092	53	-	-	-	-	-	-	1,146
Offset to Avoid Double Counting	-	(10,682)	(10,682)	-	-	-	-	-	(21,365)
Other Funds	-	684	-	-	-	-	-	-	684
Paratransit Revolving Fund	3,665	913	-	483	549	1,110	1,165	-	7,885
P.L. 2014, Ch. 145 - Issued	-	10,682	10,682	-	-	-	-	-	21,365
RI Capital Plan Fund	3,559	12,813	14,639	5,190	500	500	500	500	38,201
RIPTA Capital Funds	481	-	-	-	-	-	-	-	481
RIPTA Operating Funds	8,865	6,323	4,839	-	-	-	-	-	20,027
RIPTA Revolving Loan Fund	1,463	302	600	-	-	-	-	-	2,366
State Fleet Replacement Fund	4,200	-	-	-	-	-	-	-	4,200
Vehicle Registration Fees	3,070	-	511	4,704	4,755	4,803	4,845	5,087	27,775
Total:	241,982	115,797	109,388	79,343	68,200	62,443	62,928	58,314	798,397

Rhode Island Public Transit Authority

Bus Purchases

The Governor recommends \$153.6 million from FY 2024 - FY 2029 finance the purchase of bus fleet replacement and other vehicles. Of this, the largest share of financing is \$125.1 million from the Federal Transit Administration. These federal funds require state matching funds for at least 20% of the project cost. State match is largely proceeds from the Vehicle Registration Fees at \$28.5 million.

Project Spending by Year and Financing Source Bus Purchases

Funding Source Name (thousands of dollars)	Pre-FY 2024	FY 2024	FY 2025	FY 2026	FY 2027	FY 2028	FY 2029	Post- FY 2029	Total Capital
Agency Funds	4,513	-	-	-	-	-	-	-	4,513
Federal Stimulus Funding	21,788	-	-	-	-	-	-	-	21,788
Federal Transit Administration	86,779	18,347	24,310	24,814	19,019	19,213	19,379	20,348	232,208
RIPTA Operating Funds	8,685	4,587	4,839	-	-	-	-	-	18,111
State Fleet Replacement Fund	4,200	-	-	-	-	-	-	-	4,200
Vehicle Registration Fees	3,070	-	-	4,704	4,755	4,803	4,845	5,087	27,263
Total:	129,035	22,934	29,149	29,518	23,774	24,016	24,224	25,435	308,083

College Hill Bus Tunnel

The Governor recommends \$16.9 million in FY 2024 - FY 2025 to finance repairs and improvements for the College Hill Bus Tunnel. The \$15.2 million in federal funds and \$1.8 million in RIPTA motor fuel tax revenues will finance passenger amenity improvements, structural repairs, drainage repairs, and safety improvements.

Project Spending by Year and Financing Source College Hill Bus Tunnel

Funding Source Name (thousands of dollars)	Pre-FY 2024	FY 2024	FY 2025	FY 2026	FY 2027	FY 2028	FY 2029	Post- FY 2029	Total Capital
Federal Transit Administration	758	6,943	8,208	-	-	-	-	-	15,909
RI Capital Plan Fund	189	-	-	-	-	-	-	-	189
RIPTA Operating Funds	-	1,736	-	-	-	-	-	-	1,736
Total:	947	8,679	8,208	-	-	-	-	-	17,834

Rhode Island Public Transit Authority

Enterprise Software Solution

The Governor recommends a total of \$2.5 million to finance the procurement of a new asset management system and enterprise resource planning system during FY 2024 - FY 2025. The Federal Transit Administration will provide 80% of the funding while the Rhode Island Public Transit Authority Revolving Loan Fund will provide the 20% State match.

Project Spending by Year and Financing Source
Enterprise Software Solution

Funding Source Name (thousands of dollars)	Pre-FY 2024	FY 2024	FY 2025	FY 2026	FY 2027	FY 2028	FY 2029	Post- FY 2029	Total Capital
Federal Transit Administration	866	400	1,600	-	-	-	-	-	2,866
RIPTA Revolving Loan Fund	217	100	400	-	-	-	-	-	717
Total:	1,083	500	2,000	-	-	-	-	-	3,583

Farebox Upgrade

The Governor recommends \$120,781 from the Federal Transit Administration and \$30,195 from the RIPTA Revolving Loan Fund to finance the completion of the conversion of farebox technology in FY 2024. The newer digital fareboxes are compatible with reloadable fare cards and other modern products. The final phase of work involves product testing and driver training. The balance of this funding will be used to improvement mobile applications and the Wave Card portal.

Project Spending by Year and Financing Source
Farebox Upgrade

Funding Source Name (thousands of dollars)	Pre-FY 2024	FY 2024	FY 2025	FY 2026	FY 2027	FY 2028	FY 2029	Post- FY 2029	Total Capital
Federal Transit Administration	4,987	121	-	-	-	-	-	-	5,108
RIPTA Revolving Loan Fund	1,247	30	-	-	-	-	-	-	1,277
Total:	6,234	151	-	-	-	-	-	-	6,385

Rhode Island Public Transit Authority

Land and Buildings Enhancements

The Governor recommends \$284.8 million in financing for capital improvements to RIPTA Land and Buildings in FY 2024 - FY 2029. \$256.3 million of project funds are from the Federal Transit Administration (FTA) with a state match of \$27.8 million from the RI Capital Plan Fund. Most of the RI Capital Plan funding is the remaining prior year investment from FY 2021 general revenue as part of a \$100.0 million transfer to address transportation state match needs. FTA funding levels reflect the projected amounts available under the Investment Infrastructure and Jobs Act (IIJA) enacted in November 2021 and other anticipated discretionary grant awards. The project enables RIPTA to maintain facilities in a state of good repair as required under Federal Transit Administration asset management policies. Projected expenditures include security measures to comply with federal standards, enhancements to passenger facilities, and repairs to RIPTA's maintenance and administrative facilities.

Project Spending by Year and Financing Source
Land and Buildings Enhancements

Funding Source Name (thousands of dollars)	Pre-FY 2024	FY 2024	FY 2025	FY 2026	FY 2027	FY 2028	FY 2029	Post- FY 2029	Total Capital
Federal Transit Administration	76,737	57,636	50,508	42,219	41,179	32,379	32,379	32,379	365,417
Other Funds	-	684	-	-	-	-	-	-	684
RI Capital Plan Fund	3,137	10,491	11,214	4,562	500	500	500	500	31,404
RIPTA Capital Funds	481	-	-	-	-	-	-	-	481
RIPTA Operating Funds	180	-	-	-	-	-	-	-	180
Total:	80,535	68,811	61,722	46,781	41,679	32,879	32,879	32,879	398,166

Paratransit Vehicles

The Governor recommends financing of \$21.1 million during FY 2024 - FY 2029, including \$16.9 million in Federal Transit Administration grants and \$4.2 million from the RIPTA Paratransit Revolving Loan Fund, for paratransit vehicles. This enables the continued replacement and renovation of paratransit vehicles for transportation service provided to elderly and disabled people throughout Rhode Island. The RIPTA Paratransit Revolving Loan funds are generated by lease payments made to RIPTA by contracted paratransit carriers.

Project Spending by Year and Financing Source
Paratransit Vehicles

Funding Source Name (thousands of dollars)	Pre-FY 2024	FY 2024	FY 2025	FY 2026	FY 2027	FY 2028	FY 2029	Post- FY 2029	Total Capital
Federal Transit Administration	14,660	3,651	-	1,932	2,198	4,438	4,660	-	31,540
Paratransit Revolving Fund	3,665	913	-	483	549	1,110	1,165	-	7,885
Total:	18,325	4,564	-	2,415	2,747	5,548	5,825	-	39,425

Rhode Island Public Transit Authority

Pawtucket Bus Hub Passenger Facility

The Governor recommends \$5.7 million, including \$5.3 million from the RI Capital Plan Fund to complete the construction of a passenger facility at the Pawtucket Bus Hub. The hub is currently under construction and will connect 10 bus routes serving the Blackstone Valley to create a seamless transfer experience between RIPTA and MBTA services. In accordance with its own service standards, the addition of a passenger facility at the Pawtucket hub will provide an enhanced level of service to approximately 1,200 daily passengers at the hub, including amenities such as restrooms, ticket/pass sales, and covered waiting areas.

Project Spending by Year and Financing Source
Pawtucket Bus Hub Passenger Facility

Funding Source Name (thousands of dollars)	Pre-FY 2024	FY 2024	FY 2025	FY 2026	FY 2027	FY 2028	FY 2029	Post- FY 2029	Total Capital
Federal Transit Administration	-	469	-	-	-	-	-	-	469
RI Capital Plan Fund	-	1,220	3,425	628	-	-	-	-	5,273
Total:	-	1,689	3,425	628	-	-	-	-	5,742

Providence High-Capacity Transit Corridor Study

The Governor recommends \$1.4 million in financing during FY 2024 to finance the Metro Providence High-Capacity Transit Corridor study to connect downtown Providence and other activity centers to low-income neighborhoods in the state. Total funding includes \$1.2 million of federal FTA funds and \$225,000 in RI Capital Plan Funds for the State matching requirement. The Corridor has been prioritized as a Regionally Significant Project in the State's recently adopted 20-year Long-Range Transportation Plan (LRTP) and will also be identified as such in an upcoming revision to the Statewide Transportation Improvement Program (STIP).

Project Spending by Year and Financing Source
Providence High-Capacity Transit Corridor Study

Funding Source Name (thousands of dollars)	Pre-FY 2024	FY 2024	FY 2025	FY 2026	FY 2027	FY 2028	FY 2029	Post- FY 2029	Total Capital
Federal Transit Administration	-	1,200	-	-	-	-	-	-	1,200
RI Capital Plan Fund	-	225	-	-	-	-	-	-	225
Total:	-	1,425	-	-	-	-	-	-	1,425

Rhode Island Public Transit Authority

Redundancy

The Governor recommends \$1.9 million to finance a computer redundancy solution for the RIPTA data and computer systems during FY 2024 - FY 2025. The intention is to duplicate critical components; thereby increasing the reliability of their systems. Federal Transit Administration will fund \$1.5 million, and the RIPTA Revolving Loan Fund will provide \$372,000 to match the federal funds.

Project Spending by Year and Financing Source

Redundancy

Funding Source Name (thousands of dollars)	Pre-FY 2024	FY 2024	FY 2025	FY 2026	FY 2027	FY 2028	FY 2029	Post- FY 2029	Total Capital
Federal Emergency Management Agency	31	-	-	-	-	-	-	-	31
Federal Transit Administration	-	688	800	-	-	-	-	-	1,488
RIPTA Revolving Loan Fund	-	172	200	-	-	-	-	-	372
Total:	31	860	1,000	-	-	-	-	-	1,891

RIPTA - Dorrance Street Transit Center

The Governor recommends \$21.4 million in general obligation bond proceeds authorized in 2014 for the development of a new intermodal facility known as the Dorrance Street Transit Center. The new transit center is envisioned to be a mixed-use development that will include an enclosed intermodal transit center, parking deck, potentially RIPTA offices, as well as an adjacent mixed-use transit-oriented development. The new Dorrance Street Transit Center will provide a single organized location and the new transit hub will be located in the blocks bounded by Dorrance Street, Friendship Street, Clifford Street, and Dyer Street. An offset to avoid double counting is included as the 2014 Mass Transit Hub Infrastructure bond authorization is included in the Department of Transportation's capital budget under the "Mass Transit Hub Infrastructure" project.

Project Spending by Year and Financing Source

RIPTA - Dorrance Street Transit Center

Funding Source Name (thousands of dollars)	Pre-FY 2024	FY 2024	FY 2025	FY 2026	FY 2027	FY 2028	FY 2029	Post- FY 2029	Total Capital
Offset to Avoid Double Counting	-	(10,682)	(10,682)	-	-	-	-	-	(21,365)
P.L. 2014, Ch. 145 - Issued	-	10,682	10,682	-	-	-	-	-	21,365
Total:	-	-	-	-	-	-	-	-	-

Rhode Island Public Transit Authority

RIPTA Pawtucket Bus Hub and Transit Corridor

The Governor recommends \$266,225 in FY 2024 to finance the completion of the Pawtucket-Central Falls Commuter Rail Station bus hub, which opened for service February 2023.

Project Spending by Year and Financing Source RIPTA Pawtucket Bus Hub and Transit Corridor

Funding Source Name (thousands of dollars)	Pre-FY 2024	FY 2024	FY 2025	FY 2026	FY 2027	FY 2028	FY 2029	Post- FY 2029	Total Capital
Federal Transit Administration	4,370	213	-	-	-	-	-	-	4,583
Local Funds	1,092	53	-	-	-	-	-	-	1,146
Total:	5,462	266	-	-	-	-	-	-	5,729

URI Mobility Hub

The Governor recommends \$8.7 million in financing for a new transit hub at the URI Kingston campus from FY 2024 - FY 2025. Of that total, \$7.4 million is federal funding from a Federal Transit Administration discretionary grant program. The RIPTA award was announced in November 2019. The RI Capital Plan Fund contributes \$850,000 million. The remaining \$500,000 from Vehicle Registration Fees.

Project Spending by Year and Financing Source URI Mobility Hub

Funding Source Name (thousands of dollars)	Pre-FY 2024	FY 2024	FY 2025	FY 2026	FY 2027	FY 2028	FY 2029	Post- FY 2029	Total Capital
Federal Transit Administration	-	4,000	3,372	-	-	-	-	-	7,372
RI Capital Plan Fund	-	850	-	-	-	-	-	-	850
Vehicle Registration Fees	-	-	511	-	-	-	-	-	511
Total:	-	4,850	3,883	-	-	-	-	-	8,733

Warwick Bus Hub

The Governor recommends \$1.1 million in FY 2023 to finance the construction of a new bus hub at the Knight Campus of the Community College of Rhode Island, including \$27,097 from the RI Capital Plan Fund and \$1.0 million in Federal Transit Administration funds. Currently, the campus is serviced by a super stop at the Warwick Mall as the campus undergoes roadway and landscaping improvements. A new bus hub will encourage the use of public transportation and provide a safer and less congested bus stop for students and employees.

Project Spending by Year and Financing Source Warwick Bus Hub

Funding Source Name (thousands of dollars)	Pre-FY 2024	FY 2024	FY 2025	FY 2026	FY 2027	FY 2028	FY 2029	Post- FY 2029	Total Capital
Federal Transit Administration	98	1,040	-	-	-	-	-	-	1,138
RI Capital Plan Fund	233	27	-	-	-	-	-	-	260
Total:	331	1,067	-	-	-	-	-	-	1,398

Rhode Island Turnpike and Bridge Authority

The Rhode Island Turnpike and Bridge Authority was created in 1954 by the Rhode Island General Assembly as a body corporate and politic with powers to construct, acquire, maintain, and operate bridge projects as defined by law. The Authority was responsible for the construction of the Claiborne Pell Bridge, which was opened for traffic on June 28, 1969, and has been responsible for operation and maintenance of the Mount Hope Bridge between Portsmouth and Bristol, and the Claiborne Pell Bridge between Newport and Jamestown, since 1964 and 1969 respectively. On April 25, 2013, the State of Rhode Island transferred the custody, control and supervision of the land, and improvements for the Jamestown and the Sakonnet River Bridges and such portion of Route 138 remains within the State.

Capital Spending by Agency and Financing Source

Rhode Island Turnpike and Bridge Authority									
Pre-FY 2024 Through Post-FY 2029									
(thousands of dollars)									

Funding Source Name	Pre-FY 2024	FY 2024	FY 2025	FY 2026	FY 2027	FY 2028	FY 2029	Post- FY 2029	Total Capital
Revenue Bonds	70	36,154	53,060	67,972	60,318	15,512	9,520	23,570	266,176
Turnpike and Bridge Authority Revenue Bonds	-	-	174	2,657	234	336	-	-	3,401
Total:	70	36,154	53,234	70,629	60,552	15,848	9,520	23,570	269,577

Rhode Island Turnpike and Bridge Authority

Administrative Facilities Asset Protection

The Governor recommends \$644,000 of revenue bond proceeds finance asset protection work at the administrative facilities of the RI Turnpike and Bridge Authority during FY 2024 - FY 2029. One component of this work, building a dock at the Jamestown facility, will reduce the recurring cost of bridge inspections.

Project Spending by Year and Financing Source
Administrative Facilities Asset Protection

Funding Source Name (thousands of dollars)	Pre-FY 2024	FY 2024	FY 2025	FY 2026	FY 2027	FY 2028	FY 2029	Post- FY 2029	Total Capital
Revenue Bonds	70	125	68	423	-	28	-	228	942
Total:	70	125	68	423	-	28	-	228	942

Jamestown Verrazzano Bridge

The Governor recommends \$6.6 million in revenue bond proceeds finance FY 2024 - FY 2029 asset protection work on the Jamestown Verrazzano Bridge. Inspections conducted since the 2017 ten-year plan revealed accelerated the need to repair concrete wearing surfaces and bridge/pedestrian railings.

Project Spending by Year and Financing Source
Jamestown Verrazzano Bridge

Funding Source Name (thousands of dollars)	Pre-FY 2024	FY 2024	FY 2025	FY 2026	FY 2027	FY 2028	FY 2029	Post- FY 2029	Total Capital
Revenue Bonds	-	752	1,659	1,785	100	306	2,043	6,289	12,934
Total:	-	752	1,659	1,785	100	306	2,043	6,289	12,934

Minor Bridges

The Governor recommends \$3.2 million of revenue bond proceeds from FY 2024 - FY 2029 for asset protection work and load rating updates on minor bridges, including North Main Road, Evans Avenue, Hummocks Avenue bridges, along with load rating updates to arches on the Jamestown Verrazano Bridge and superstructure replacement and widening.

Project Spending by Year and Financing Source
Minor Bridges

Funding Source Name (thousands of dollars)	Pre-FY 2024	FY 2024	FY 2025	FY 2026	FY 2027	FY 2028	FY 2029	Post- FY 2029	Total Capital
Revenue Bonds	-	-	95	1,175	382	1,439	139	78	3,308
Total:	-	-	95	1,175	382	1,439	139	78	3,308

Rhode Island Turnpike and Bridge Authority

Mount Hope Bridge

The Governor recommends \$72.2 million of revenue bond proceeds finance asset protection work on the Mount Hope Bridge during FY 2024 - FY 2029.

Project Spending by Year and Financing Source
Mount Hope Bridge

Funding Source Name (thousands of dollars)	Pre-FY 2024	FY 2024	FY 2025	FY 2026	FY 2027	FY 2028	FY 2029	Post- FY 2029	Total Capital
Revenue Bonds	-	12,421	20,050	13,513	15,824	4,439	5,933	14,614	86,794
Total:	-	12,421	20,050	13,513	15,824	4,439	5,933	14,614	86,794

Newport Pell Bridge

The Governor recommends \$157.0 million of revenue bond proceeds finance asset protection work on the Newport Pell Bridge during FY 2024 - FY 2029. Among other efforts, this work will include partial depth deck rehabilitation to extend the useful life of the bridge deck.

Project Spending by Year and Financing Source
Newport Pell Bridge

Funding Source Name (thousands of dollars)	Pre-FY 2024	FY 2024	FY 2025	FY 2026	FY 2027	FY 2028	FY 2029	Post- FY 2029	Total Capital
Revenue Bonds	-	22,066	30,870	50,644	43,796	8,507	1,182	1,676	158,741
Total:	-	22,066	30,870	50,644	43,796	8,507	1,182	1,676	158,741

Route 138 Connector

The Governor recommends \$3.4 million in revenue bond proceeds finance asset protection work on the Route 138 highway connector in Jamestown during FY 2025 - FY 2028.

Project Spending by Year and Financing Source
Route 138 Connector

Funding Source Name (thousands of dollars)	Pre-FY 2024	FY 2024	FY 2025	FY 2026	FY 2027	FY 2028	FY 2029	Post- FY 2029	Total Capital
Turnpike and Bridge Authority Revenue Bonds	-	-	174	2,657	234	336	-	-	3,401
Total:	-	-	174	2,657	234	336	-	-	3,401

Rhode Island Turnpike and Bridge Authority

Sakonnet River Bridge

The Governor recommends \$2.8 million of revenue bond proceeds finance asset protection work on the Sakonnet River Bridge during FY 2024 - FY 2029. Since the 2017 ten-year plan, outstanding work to address the site of the old bridge structure has been reassigned to the Department of Transportation. Accordingly, the Turnpike and Bridge Authority capital improvement program has lower project costs.

Project Spending by Year and Financing Source Sakonnet River Bridge

Funding Source Name (thousands of dollars)	Pre-FY 2024	FY 2024	FY 2025	FY 2026	FY 2027	FY 2028	FY 2029	Post- FY 2029	Total Capital
Revenue Bonds	-	790	318	432	216	793	223	685	3,457
Total:	-	790	318	432	216	793	223	685	3,457

Section 3 – Schedules

Schedule 1 - Summary of Proposed G.O. Bond Issuance by Agency

	FY 2025	FY 2026	FY 2027	FY 2028	FY 2029	Total Capital
General Government						
Executive Office of Commerce	13,200,000	20,000,000	16,900,000	6,000,000	-	56,100,000
Secretary of State	-	-	27,311,320	32,688,680	-	60,000,000
Department of Housing	12,000,000	38,615,000	43,730,000	21,655,000	-	116,000,000
Subtotal: General Government	25,200,000	58,615,000	87,941,320	60,343,680	-	232,100,000
Education						
Rhode Island Council on the Arts	1,400,000	100,000	-	-	-	1,500,000
Elementary and Secondary Education	68,000,000	90,000,000	37,500,000	2,500,000	-	198,000,000
University of Rhode Island	52,440,000	57,406,116	64,161,896	53,181,988	-	227,190,000
Rhode Island College	14,100,000	-	20,500,000	34,500,000	-	69,100,000
Subtotal: Education	135,940,000	147,506,116	122,161,896	90,181,988	-	495,790,000
Natural Resources						
Department of Environmental Management	34,180,000	23,605,000	7,920,000	4,750,000	3,500,000	73,955,000
Rhode Island Infrastructure Bank	-	10,000,000	-	-	-	10,000,000
Subtotal: Natural Resources	34,180,000	33,605,000	7,920,000	4,750,000	3,500,000	83,955,000
Transportation						
Department of Transportation	-	4,700,000	-	-	-	4,700,000
Subtotal: Transportation	-	4,700,000	-	-	-	4,700,000
Totals	195,320,000	244,426,116	218,023,216	155,275,668	3,500,000	816,545,000

Schedule 2 - Summary by Source of Funds

By Source of Funds	Pre-FY 2024	FY 2024	FY 2025	FY 2026	FY 2027
Agency Funds	6,017,951	6,458,999	1,000,000	1,000,000	1,000,000
American Rescue Plan – Capital Projects Fund	-	106,676,630	-	-	-
American Rescue Plan – State Fiscal Recovery Funds	6,675,000	102,325,500	1,999,500	-	-
Bond Premiums	68,026,300	962,567	2,000,000	-	-
Certificates of Participation Issued	25,745,797	19,268,932	620,000	230,000	81,001
Certificates of Participation - UnIssued	-	-	-	20,000,000	-
Environmental Protection Agency - Federal	355,124,000	87,062,052	90,607,775	94,143,387	94,457,039
Federal Aviation Administration/ TSA	6,641,244	61,234,725	56,388,107	47,980,822	24,781,500
Federal Emergency Management Agency	31,328	2,600,000	2,600,000	-	-
Federal Funds	5,404,736	58,478,721	62,713,798	82,547,820	15,810,000
Federal Highway Administration	2,327,611,972	509,091,296	511,372,748	751,657,330	683,326,847
Federal Highway Funds - Debt Service	312,227,000	65,813,000	62,434,000	62,431,000	62,433,250
Federal Stimulus Funding	21,788,005	-	-	-	-
Federal Transit Administration	221,152,099	98,913,945	93,130,132	73,427,448	66,991,211
GARVEE Bonds	67,750,000	63,250,000	69,000,000	-	-
Gas Tax	33,153,282	9,389,195	9,534,628	9,231,963	9,096,039
General Revenue	8,539,999	16,972,445	11,260,713	13,078,950	13,185,899
G.O. New Referenda	-	-	-	68,941,116	133,193,216
Information Technology Investment Fund	-	8,100,000	2,700,000	-	-
Interest Earnings	1,978,090	267,894	170,428	470,913	50,000
Internal Service Funds	-	-	-	2,600,000	2,700,000
Land Sale Revenue	25,881,287	5,072,955	5,110,508	5,149,376	5,189,604
Large Systems Initiatives Fund	9,773,840	22,460,790	34,323,514	5,941,856	4,000,000
Local Funds	1,092,465	53,245	-	-	-
National Guard Bureau - Federal	4,250,009	48,358,995	78,673,834	5,782,277	4,571,957
Offset to Avoid Double Counting	-	(10,682,486)	(10,682,486)	-	-
Other Funds	495,998,384	280,896,565	291,379,932	201,258,968	119,061,400
Paratransit Revolving Fund	3,665,008	912,823	-	483,066	549,487
Passenger Facility Charge	709,760	6,310,396	10,043,375	7,700,506	1,658,500
P.L. 2004, Ch. 595 - Issued	18,253,065	1,946,935	1,300,000	-	-
P.L. 2012, Ch. 241 - Issued	46,284,486	1,222,592	1,173,219	1,319,703	-
P.L. 2014, Ch. 145 - Issued	177,866,241	26,428,711	21,890,906	179,114	-
P.L. 2016, Ch. 142 - Issued	75,981,262	8,424,040	14,124,515	10,997,945	972,238
P.L. 2018, Ch. 47 - Issued	265,740,133	57,953,495	6,454,492	21,880	-
P.L. 2018, Ch. 47 - Unissued	-	-	8,475,000	11,355,000	1,000,000

Schedule 2 - Summary by Source of Funds

By Source of Funds	FY 2028	FY 2029	Post-FY 2029	Total Capital
Agency Funds	1,000,000	1,000,000	-	17,476,950
American Rescue Plan – Capital Projects Fund	-	-	-	106,676,630
American Rescue Plan – State Fiscal Recovery Funds	-	-	-	111,000,000
Bond Premiums	-	-	-	70,988,867
Certificates of Participation Issued	-	-	-	45,945,730
Certificates of Participation - UnIssued	-	-	-	20,000,000
Environmental Protection Agency - Federal	25,100,000	25,600,000	-	772,094,253
Federal Aviation Administration/ TSA	-	-	-	197,026,398
Federal Emergency Management Agency	-	-	-	5,231,328
Federal Funds	6,810,000	810,000	2,910,000	235,485,075
Federal Highway Administration	529,387,055	398,941,184	1,760,846	5,713,149,278
Federal Highway Funds - Debt Service	62,431,000	62,431,000	-	690,200,250
Federal Stimulus Funding	-	-	-	21,788,005
Federal Transit Administration	60,763,423	61,293,327	57,748,447	733,420,032
GARVEE Bonds	-	-	-	200,000,000
Gas Tax	9,129,763	8,956,984	-	88,491,854
General Revenue	5,915,000	979,000	618,000	70,550,006
G.O. New Referenda	139,365,668	3,500,000	-	345,000,000
Information Technology Investment Fund	-	-	-	10,800,000
Interest Earnings	50,000	50,000	-	3,037,325
Internal Service Funds	2,800,000	2,900,000	-	11,000,000
Land Sale Revenue	5,231,241	5,274,334	-	56,909,305
Large Systems Initiatives Fund	3,400,000	-	-	79,900,000
Local Funds	-	-	-	1,145,710
National Guard Bureau - Federal	3,339,915	3,107,288	2,411,564	150,495,839
Offset to Avoid Double Counting	-	-	-	(21,364,972)
Other Funds	56,818,300	46,800,900	514,955,495	2,007,169,944
Paratransit Revolving Fund	1,109,542	1,165,019	-	7,884,945
Passenger Facility Charge	2,000,000	-	-	28,422,537
P.L. 2004, Ch. 595 - Issued	-	-	-	21,500,000
P.L. 2012, Ch. 241 - Issued	-	-	-	50,000,000
P.L. 2014, Ch. 145 - Issued	-	-	-	226,364,972
P.L. 2016, Ch. 142 - Issued	250,000	250,000	-	111,000,000
P.L. 2018, Ch. 47 - Issued	-	-	-	330,170,000
P.L. 2018, Ch. 47 - Unissued	-	-	-	20,830,000

Schedule 2 - Summary by Source of Funds

By Source of Funds	Pre-FY 2024	FY 2024	FY 2025	FY 2026	FY 2027
P.L. 2020, Ch. 80 - Issued	44,429,731	112,426,425	84,368,844	-	-
P.L. 2020, Ch. 80 - Unissued	-	-	90,075,000	33,800,000	6,900,000
P.L. 2022 - Issued	-	84,460,000	1,600,000	-	-
P.L. 2022 - Unissued	-	-	96,770,000	130,330,000	76,930,000
Private Funding	15,929,497	1,526,847	677,369	2,701,017	32,989,281
Restricted Receipt Funds	4,792,003	1,849,967	1,300,000	5,341,199	1,450,000
Revenue Bonds	287,364,000	114,826,443	85,054,414	93,118,269	90,266,375
Revolved Capitalization Grants	302,203,000	18,600,000	18,600,000	18,700,000	18,700,000
RI Capital Plan Fund	881,572,940	500,545,212	537,498,452	414,249,834	258,742,619
RIHEBC Bonds	96,088,039	7,485,181	79,673,725	115,589,873	66,622,340
RIPTA Capital Funds	481,045	-	-	-	-
RIPTA Operating Funds	8,864,731	6,322,638	4,839,423	-	-
RIPTA Revolving Loan Fund	1,463,392	302,195	600,000	-	-
RRC Operating Funds	106,544,567	16,000,661	3,365,000	10,695,000	30,560,556
State Fleet Replacement Fund	6,000,000	1,276,831	3,581,579	2,694,489	2,572,847
Third Party Financing	902,336	813,154	615,573	2,072,864	4,327,208
Transportation Soft Match	541,743	163,841	129,320	93,358	82,106
Turnpike and Bridge Authority Revenue Bonds	-	-	174,000	2,657,000	234,000
University/College Funds	12,107,103	3,024,675	11,837,777	7,583,534	1,511,785
Vehicle Registration Fees	125,199,095	53,440,000	57,811,381	68,493,609	68,764,667
Totals	6,487,845,965	2,589,289,027	2,518,370,495	2,386,050,486	1,904,762,972

Schedule 2 - Summary by Source of Funds

By Source of Funds	FY 2028	FY 2029	Post-FY 2029	Total Capital
P.L. 2020, Ch. 80 - Issued	-	-	-	241,225,000
P.L. 2020, Ch. 80 - Unissued	6,000,000	-	-	136,775,000
P.L. 2022 - Issued	-	-	-	86,060,000
P.L. 2022 - Unissued	9,910,000	-	-	313,940,000
Private Funding	25,516,693	-	-	79,340,704
Restricted Receipt Funds	1,460,000	1,250,000	250,000	17,693,169
Revenue Bonds	75,292,000	77,700,000	23,570,000	847,191,501
Revolved Capitalization Grants	18,700,000	18,700,000	-	414,203,000
RI Capital Plan Fund RIHEBC	177,434,235	175,971,848	68,940,188	3,014,955,328
Bonds	36,881,888	11,518,368	-	413,859,414
RIPTA Capital Funds RIPTA	-	-	-	481,045
Operating Funds RIPTA	-	-	-	20,026,792
Revolving Loan Fund RRC	-	-	-	2,365,587
Operating Funds	26,710,000	500,000	16,801,900	211,177,684
State Fleet Replacement Fund	2,677,275	2,735,835	4,145,256	25,656,012
Third Party Financing	321,201	-	-	9,052,336
Transportation Soft Match	72,879	73,680	-	1,156,927
Turnpike and Bridge Authority Revenue Bonds	336,000	-	-	3,401,000
University/College Funds	-	7,512,711	-	43,577,585
Vehicle Registration Fees	68,583,201	68,624,701	34,086,936	545,003,590
Totals	1,364,796,279	987,646,179	728,198,632	18,966,960,035

Schedule 3 - Statewide Summary by Agency

	Pre-FY 2024	FY 2024	FY 2025	FY 2026	FY 2027
General Government					
Department of Administration	226,962,259	269,524,654	165,010,273	102,393,596	110,274,439
Department of Business Regulation	-	5,939,179	2,326,554	948,863	351,797
Executive Office of Commerce	35,150,049	139,664,080	33,875,734	33,153,692	20,350,000
Department of Housing	47,571,608	41,428,392	12,000,000	38,615,000	43,730,000
Department of Revenue	492,511	1,910,000	500,000	500,000	-
Secretary of State	-	-	3,757,444	3,901,863	44,061,233
Public Utilities Commission	-	125,000	50,000	100,000	200,000
Subtotal: General Government	310,176,427	458,591,305	217,520,005	179,613,014	218,967,469
Health and Human Services					
Department of Children, Youth, and Families	4,648,151	66,470,674	25,339,500	21,352,000	394,000
Department of Health	5,775,610	30,493,052	51,478,231	12,755,082	400,000
Behavioral Healthcare, Developmental Disabilities and Hospitals	3,750,380	569,544	600,000	400,000	400,000
Department of Human Services	39,732,160	10,203,728	6,099,025	2,910,126	1,940,000
Subtotal: Health and Human Services	53,906,301	107,736,998	83,516,756	37,417,208	3,134,000
Education					
Elementary and Secondary Education	215,355,336	106,181,573	100,967,648	93,650,000	38,400,000
Office of the Postsecondary Commissioner	10,927,775	290,000	1,490,000	380,000	1,081,001
University of Rhode Island	372,591,919	67,905,555	209,795,022	289,021,522	187,073,141
Rhode Island College	85,954,504	54,994,956	36,060,000	13,125,000	48,700,000
Community College of Rhode Island	49,252,334	27,737,561	28,642,922	32,232,922	15,597,240
Rhode Island Council on the Arts	30,916,176	3,333,824	1,650,000	100,000	-
Rhode Island Atomic Energy Commission	467,805	50,000	50,000	50,000	50,000
Historical Preservation and Heritage Commission	204,662	1,415,338	790,000	15,000	-
Subtotal: Education	765,670,511	261,908,807	379,445,592	428,574,444	290,901,382
Public Safety					
Office of Attorney General	956,326	2,330,000	510,000	2,735,000	1,360,000
Department of Corrections	52,760,234	13,804,593	31,226,325	21,791,748	4,100,000
Judiciary	22,720,190	6,026,122	4,375,000	3,625,000	3,875,000
Military Staff	10,283,910	61,785,500	106,194,005	13,493,702	5,873,273
Rhode Island Emergency Management Agency	896,783	5,728,648	220,000	40,000	15,000
Department of Public Safety	11,399,777	14,054,068	28,017,586	19,633,221	5,535,942
Subtotal: Public Safety	99,017,220	103,728,931	170,542,916	61,318,671	20,759,215
Natural Resources					
Department of Environmental Management	127,344,288	48,744,020	83,753,591	66,921,659	47,746,318
Coastal Resources Management Council	8,091,296	5,979,952	250,507	109,222,820	2,250,000
Narragansett Bay Commission	477,270,381	226,823,198	221,047,987	130,746,538	69,786,400

Schedule 3 - Statewide Summary by Agency

	FY 2028	FY 2029	Post-FY 2029	Total Capital
Department of Administration	95,020,656	98,047,740	26,966,349	1,094,199,966
Department of Business Regulation	604,775	515,835	4,145,256	14,832,259
Executive Office of Commerce	6,950,000	250,000	-	269,393,555
Department of Housing	21,655,000	-	-	205,000,000
Department of Revenue	-	-	-	3,402,511
Secretary of State	49,934,951	-	-	101,655,491
Public Utilities Commission	150,000	-	-	625,000
Subtotal: General Government	174,315,382	98,813,575	31,111,605	1,689,108,782
Department of Children, Youth, and Families	430,000	514,000	873,497	120,021,822
Department of Health	400,000	400,000	-	101,701,975
Behavioral Healthcare, Developmental Disabilities and Hospitals	400,000	400,000	306,596	6,826,520
Department of Human Services	2,050,000	915,000	3,510,993	67,361,032
Subtotal: Health and Human Services	3,280,000	2,229,000	4,691,086	295,911,349
Elementary and Secondary Education	3,405,000	1,121,600	1,095,160	560,176,317
Office of the Postsecondary Commissioner	-	-	-	14,168,776
University of Rhode Island	114,183,573	34,916,299	16,234,477	1,291,721,508
Rhode Island College	46,582,000	12,300,000	6,515,162	304,231,622
Community College of Rhode Island	4,780,000	2,870,000	2,933,101	164,046,080
Rhode Island Council on the Arts	-	-	-	36,000,000
Rhode Island Atomic Energy Commission	50,000	50,000	51,099	818,904
Historical Preservation and Heritage Commission	-	-	-	2,425,000
Subtotal: Education	169,000,573	51,257,899	26,828,999	2,373,588,207
Office of Attorney General	1,110,000	360,000	363,298	9,724,624
Department of Corrections	4,100,000	4,100,000	4,190,144	136,073,044
Judiciary	4,350,000	4,045,000	1,532,979	50,549,291
Military Staff	4,203,420	4,464,576	3,798,694	210,097,080
Rhode Island Emergency Management Agency	15,000	-	-	6,915,431
Department of Public Safety	3,122,500	3,285,000	306,596	85,354,690
Subtotal: Public Safety	16,900,920	16,254,576	10,191,711	498,714,160
Department of Environmental Management	19,890,000	9,330,000	4,781,819	408,511,695
Coastal Resources Management Council	250,000	250,000	250,000	126,544,575
Narragansett Bay Commission	21,118,300	11,800,900	514,955,495	1,673,549,199

Schedule 3 - Statewide Summary by Agency

	Pre-FY 2024	FY 2024	FY 2025	FY 2026	FY 2027
Rhode Island Resource Recovery Corporation	106,544,567	16,100,661	4,465,000	11,345,000	31,310,556
Rhode Island Infrastructure Bank	1,030,097,100	218,915,923	178,987,364	195,578,933	190,757,421
Subtotal: Natural Resources	1,749,347,632	516,563,754	488,504,449	513,814,950	341,850,695
Transportation					
Department of Transportation	3,253,537,527	895,029,829	922,472,857	933,574,250	860,433,157
Rhode Island Airport Corporation	14,137,399	93,779,324	93,745,576	81,766,431	39,965,000
Rhode Island Public Transit Authority	241,982,948	115,796,079	109,388,344	79,342,518	68,200,054
Rhode Island Turnpike and Bridge Authority	70,000	36,154,000	53,234,000	70,629,000	60,552,000
Subtotal: Transportation	3,509,727,874	1,140,759,232	1,178,840,777	1,165,312,199	1,029,150,211
Totals	6,487,845,965	2,589,289,027	2,518,370,495	2,386,050,486	1,904,762,972

Schedule 3 - Statewide Summary by Agency

	FY 2028	FY 2029	Post-FY 2029	Total Capital
Rhode Island Resource Recovery Corporation	27,410,000	500,000	16,801,900	214,477,684
Rhode Island Infrastructure Bank	144,650,000	148,530,000	-	2,107,516,741
Subtotal: Natural Resources	213,318,300	170,410,900	536,789,214	4,530,599,894
Department of Transportation	707,690,109	576,232,348	36,702,055	8,185,672,132
Rhode Island Airport Corporation	2,000,000	-	-	325,393,730
Rhode Island Public Transit Authority	62,442,995	62,927,881	58,313,962	798,394,781
Rhode Island Turnpike and Bridge Authority	15,848,000	9,520,000	23,570,000	269,577,000
Subtotal: Transportation	787,981,104	648,680,229	118,586,017	9,579,037,643
Totals	1,364,796,279	987,646,179	728,198,632	18,966,960,035

Schedule 4 - Projects by Funding Source

	Pre-FY 2024	FY 2024	FY 2025	FY 2026	FY 2027
General Government	310,176,427	458,591,305	217,520,005	179,613,014	218,967,469
<u>Department of Administration</u>	226,962,259	269,524,654	165,010,273	102,393,596	110,274,439
560 Jefferson Boulevard Asset Protection	34,907	1,750,000	1,600,000	50,000	50,000
RI Capital Plan Fund	34,907	1,750,000	1,600,000	50,000	50,000
Accessibility	7,001,307	988,643	288,928	-	-
RI Capital Plan Fund	7,001,307	988,643	288,928	-	-
Amica Mutual Pavilion	17,702,734	6,212,500	3,550,000	3,800,000	1,250,000
RI Capital Plan Fund	17,702,734	6,212,500	3,550,000	3,800,000	1,250,000
Arrigan Center	-	125,000	75,000	200,000	100,000
RI Capital Plan Fund	-	125,000	75,000	200,000	100,000
Big River Management Area	893,812	623,210	754,154	797,000	746,000
RI Capital Plan Fund	893,812	623,210	754,154	797,000	746,000
Cannon Building	3,393,766	200,000	700,000	1,050,000	3,925,000
RI Capital Plan Fund	3,393,766	200,000	700,000	1,050,000	3,925,000
Chapin Health Laboratory	2,217,573	775,000	350,000	350,000	300,000
RI Capital Plan Fund	2,217,573	775,000	350,000	350,000	300,000
Communities Facilities Asset Protection	347,700	352,300	925,000	225,000	125,000
RI Capital Plan Fund	347,700	352,300	925,000	225,000	125,000
Cranston Street Armory	4,654,086	2,250,000	3,250,000	1,600,000	100,000
RI Capital Plan Fund	4,654,086	2,250,000	3,250,000	1,600,000	100,000
Developmental Disability Regional Centers	1,891,536	2,846,156	-	-	-
RI Capital Plan Fund	1,891,536	2,846,156	-	-	-
DoIT Enterprise Operations Center	1,048,729	4,633,216	2,550,000	2,050,000	200,000
RI Capital Plan Fund	1,048,729	4,633,216	2,550,000	2,050,000	200,000
Energy Efficiency	4,800,431	3,311,571	2,000,000	2,000,000	2,000,000
Restricted Receipt Funds	2,142,003	1,000,000	1,000,000	1,000,000	1,000,000
RI Capital Plan Fund	2,658,428	2,311,571	1,000,000	1,000,000	1,000,000
Enterprise Resource Planning System	9,773,840	23,060,790	26,023,514	4,541,856	2,700,000
Information Technology Investment Fund	-	8,100,000	2,700,000	-	-
Internal Service Funds	-	-	-	2,600,000	2,700,000
Large Systems Initiatives Fund	9,773,840	14,960,790	23,323,514	1,941,856	-
Environmental Compliance	1,676,629	802,286	725,000	225,000	225,000
RI Capital Plan Fund	1,676,629	802,286	725,000	225,000	225,000

Schedule 4 - Projects by Funding Source

	FY 2028	FY 2029	Post-FY2029	Total Capital
General Government	174,315,382	98,813,575	31,111,605	1,689,108,782
<u>Department of Administration</u>	95,020,656	98,047,740	26,966,349	1,094,199,966
560 Jefferson Boulevard Asset Protection	50,000	50,000	51,099	3,636,006
RI Capital Plan Fund	50,000	50,000	51,099	3,636,006
Accessibility	-	-	-	8,278,878
RI Capital Plan Fund	-	-	-	8,278,878
Amica Mutual Pavilion	1,075,000	1,500,000	9,000,000	44,090,234
RI Capital Plan Fund	1,075,000	1,500,000	9,000,000	44,090,234
Arrigan Center	100,000	100,000	102,199	802,199
RI Capital Plan Fund	100,000	100,000	102,199	802,199
Big River Management Area	742,000	792,000	809,413	6,157,589
RI Capital Plan Fund	742,000	792,000	809,413	6,157,589
Cannon Building	4,225,000	4,225,000	1,000,000	18,718,766
RI Capital Plan Fund	4,225,000	4,225,000	1,000,000	18,718,766
Chapin Health Laboratory	-	-	-	3,992,573
RI Capital Plan Fund	-	-	-	3,992,573
Communities Facilities Asset Protection	125,000	125,000	127,748	2,352,748
RI Capital Plan Fund	125,000	125,000	127,748	2,352,748
Cranston Street Armory	100,000	100,000	-	12,054,086
RI Capital Plan Fund	100,000	100,000	-	12,054,086
Developmental Disability Regional Centers	-	-	-	4,737,692
RI Capital Plan Fund	-	-	-	4,737,692
DoIT Enterprise Operations Center	200,000	200,000	204,397	11,086,342
RI Capital Plan Fund	200,000	200,000	204,397	11,086,342
Energy Efficiency	2,000,000	2,000,000	1,021,986	19,133,988
Restricted Receipt Funds	1,000,000	1,000,000	-	8,142,003
RI Capital Plan Fund	1,000,000	1,000,000	1,021,986	10,991,985
Enterprise Resource Planning System	2,800,000	2,900,000	-	71,800,000
Information Technology Investment Fund	-	-	-	10,800,000
Internal Service Funds	2,800,000	2,900,000	-	11,000,000
Large Systems Initiatives Fund	-	-	-	50,000,000
Environmental Compliance	225,000	225,000	-	4,103,915
RI Capital Plan Fund	225,000	225,000	-	4,103,915

Schedule 4 - Projects by Funding Source

	Pre-FY 2024	FY 2024	FY 2025	FY 2026	FY 2027
ESH Hospital Information System	-	1,000,000	10,000,000	4,000,000	4,000,000
Large Systems Initiatives Fund	-	1,000,000	10,000,000	4,000,000	4,000,000
Expo Center (Springfield, MA)	250,000	-	1,220,000	-	-
RI Capital Plan Fund	250,000	-	1,220,000	-	-
Gateway to Government	-	6,500,000	1,000,000	-	-
Large Systems Initiatives Fund	-	6,500,000	1,000,000	-	-
Group Homes - Asset Protection	3,429,954	1,709,571	-	-	-
RI Capital Plan Fund	3,429,954	1,709,571	-	-	-
Group Homes Consolidation	-	-	4,325,000	4,325,000	4,325,000
RI Capital Plan Fund	-	-	4,325,000	4,325,000	4,325,000
Group Homes - Fire Code	3,484,172	615,828	-	-	-
RI Capital Plan Fund	3,484,172	615,828	-	-	-
Group Homes Replacement & Rehabilitation	-	5,000,000	5,000,000	-	-
RI Capital Plan Fund	-	5,000,000	5,000,000	-	-
Hospital Reorganization	11,183,389	18,613,895	25,350,000	-	-
Certificates of Participation Issued	3,208,010	18,613,895	350,000	-	-
RI Capital Plan Fund	7,975,379	-	25,000,000	-	-
Medical Examiner's Office	324,712	7,950,663	50,000	50,000	50,000
Federal Funds	193,241	2,782,134	-	-	-
RI Capital Plan Fund	131,471	5,168,529	50,000	50,000	50,000
Mental Health Community Facilities Asset Protection	1,592,590	1,053,972	-	-	-
RI Capital Plan Fund	1,592,590	1,053,972	-	-	-
Municipal & Higher Ed Matching Grant	-	81,720,130	-	-	-
American Rescue Plan – Capital Projects Fund	-	81,720,130	-	-	-
Old State House	3,813,763	2,407,646	500,000	600,000	600,000
Other Funds	-	1,950,000	-	-	-
RI Capital Plan Fund	3,813,763	457,646	500,000	600,000	600,000
Pastore Campus Infrastructure	462,487	24,537,514	25,000,000	25,000,000	25,000,000
RI Capital Plan Fund	462,487	24,537,514	25,000,000	25,000,000	25,000,000
Pastore Center Building Demolition	2,966,698	1,000,000	9,900,000	-	-
RI Capital Plan Fund	2,966,698	1,000,000	9,900,000	-	-
Pastore Center Hospital Buildings	1,260,689	377,015	4,500,000	4,500,000	2,500,000
RI Capital Plan Fund	1,260,689	377,015	4,500,000	4,500,000	2,500,000

Schedule 4 - Projects by Funding Source

	FY 2028	FY 2029	Post-FY2029	Total Capital
ESH Hospital Information System	3,400,000	-	-	22,400,000
Large Systems Initiatives Fund	3,400,000	-	-	22,400,000
Expo Center (Springfield, MA)	-	-	-	1,470,000
RI Capital Plan Fund	-	-	-	1,470,000
Gateway to Government	-	-	-	7,500,000
Large Systems Initiatives Fund	-	-	-	7,500,000
Group Homes - Asset Protection	-	-	-	5,139,525
RI Capital Plan Fund	-	-	-	5,139,525
Group Homes Consolidation	4,426,000	5,450,000	5,569,825	28,420,825
RI Capital Plan Fund	4,426,000	5,450,000	5,569,825	28,420,825
Group Homes - Fire Code	-	-	-	4,100,000
RI Capital Plan Fund	-	-	-	4,100,000
Group Homes Replacement & Rehabilitation	-	-	-	10,000,000
RI Capital Plan Fund	-	-	-	10,000,000
Hospital Reorganization	-	-	-	55,147,284
Certificates of Participation Issued	-	-	-	22,171,905
RI Capital Plan Fund	-	-	-	32,975,379
Medical Examiner's Office	50,000	50,000	-	8,525,375
Federal Funds	-	-	-	2,975,375
RI Capital Plan Fund	50,000	50,000	-	5,550,000
Mental Health Community Facilities Asset Protection	-	-	-	2,646,562
RI Capital Plan Fund	-	-	-	2,646,562
Municipal & Higher Ed Matching Grant	-	-	-	81,720,130
American Rescue Plan – Capital Projects Fund	-	-	-	81,720,130
Old State House	100,000	100,000	-	8,121,409
Other Funds	-	-	-	1,950,000
RI Capital Plan Fund	100,000	100,000	-	6,171,409
Pastore Campus Infrastructure	15,000,000	8,500,000	-	123,500,001
RI Capital Plan Fund	15,000,000	8,500,000	-	123,500,001
Pastore Center Building Demolition	-	-	-	13,866,698
RI Capital Plan Fund	-	-	-	13,866,698
Pastore Center Hospital Buildings	500,000	500,000	510,993	14,648,697
RI Capital Plan Fund	500,000	500,000	510,993	14,648,697

Schedule 4 - Projects by Funding Source

	Pre-FY 2024	FY 2024	FY 2025	FY 2026	FY 2027
Pastore Center Non-Hospital Buildings	25,440,499	13,035,869	9,550,000	7,750,000	4,500,000
RI Capital Plan Fund	25,440,499	13,035,869	9,550,000	7,750,000	4,500,000
Pastore Power Plant Rehabilitation	19,536,282	945,220	250,000	250,000	5,250,000
Certificates of Participation Issued	12,760,164	405,037	-	-	-
RI Capital Plan Fund	6,776,118	540,183	250,000	250,000	5,250,000
Replacement of Fueling Tanks	2,723,364	1,114,201	700,000	620,000	100,000
RI Capital Plan Fund	2,723,364	1,114,201	700,000	620,000	100,000
Rhode Island Convention Center Asset Protection	27,723,097	10,237,500	3,590,000	2,800,000	2,825,000
RI Capital Plan Fund	27,723,097	10,237,500	3,590,000	2,800,000	2,825,000
Shepard Building	623,388	3,700,000	435,000	555,000	3,920,000
RI Capital Plan Fund	623,388	3,700,000	435,000	555,000	3,920,000
South County Groundwater Site Acquisition	6,192,130	807,870	1,000,000	-	-
P.L. 2004, Ch. 595 - Issued	6,192,130	807,870	1,000,000	-	-
State Building Security Measures	2,998,950	571,247	975,000	700,000	650,000
RI Capital Plan Fund	2,998,950	571,247	975,000	700,000	650,000
State House Renovations	11,328,946	8,479,874	2,209,000	1,759,000	17,379,000
RI Capital Plan Fund	11,328,946	8,479,874	2,209,000	1,759,000	17,379,000
State Land Use Planning Study	-	250,000	-	-	-
RI Capital Plan Fund	-	250,000	-	-	-
State Office Building	4,313,440	242,404	675,000	250,000	550,000
RI Capital Plan Fund	4,313,440	242,404	675,000	250,000	550,000
State Office Reorganization and Relocation	2,837,490	2,062,510	250,000	250,000	250,000
RI Capital Plan Fund	2,837,490	2,062,510	250,000	250,000	250,000
Statewide Emergency Water Systems Interconnections	4,109,088	590,912	300,000	-	-
P.L. 2004, Ch. 595 - Issued	4,109,088	590,912	300,000	-	-
Statewide Facility Master Plan	2,663,557	3,635,000	-	-	-
RI Capital Plan Fund	2,663,557	3,635,000	-	-	-
Substance Abuse Group Homes Asset Protection	1,284,513	865,141	-	-	-
RI Capital Plan Fund	1,284,513	865,141	-	-	-
Veterans' Auditorium	8,906,089	100,000	400,000	380,000	100,000
RI Capital Plan Fund	8,906,089	100,000	400,000	380,000	100,000
Washington County Government Center	1,467,239	650,000	800,000	600,000	150,000
RI Capital Plan Fund	1,467,239	650,000	800,000	600,000	150,000

Schedule 4 - Projects by Funding Source

	FY 2028	FY 2029	Post-FY2029	Total Capital
Pastore Center Non-Hospital Buildings	4,600,000	4,600,000	5,000,000	74,476,368
RI Capital Plan Fund	4,600,000	4,600,000	5,000,000	74,476,368
Pastore Power Plant Rehabilitation	-	-	-	26,231,502
Certificates of Participation Issued	-	-	-	13,165,201
RI Capital Plan Fund	-	-	-	13,066,301
Replacement of Fueling Tanks	100,000	-	-	5,357,565
RI Capital Plan Fund	100,000	-	-	5,357,565
Rhode Island Convention Center Asset Protection	2,500,000	2,000,000	2,000,000	53,675,597
RI Capital Plan Fund	2,500,000	2,000,000	2,000,000	53,675,597
Shepard Building	8,125,000	4,785,000	-	22,143,388
RI Capital Plan Fund	8,125,000	4,785,000	-	22,143,388
South County Groundwater Site Acquisition	-	-	-	8,000,000
P.L. 2004, Ch. 595 - Issued	-	-	-	8,000,000
State Building Security Measures	600,000	600,000	613,192	7,708,389
RI Capital Plan Fund	600,000	600,000	613,192	7,708,389
State House Renovations	16,000,000	31,940,000	-	89,095,820
RI Capital Plan Fund	16,000,000	31,940,000	-	89,095,820
State Land Use Planning Study	-	-	-	250,000
RI Capital Plan Fund	-	-	-	250,000
State Office Building	300,000	50,000	50,000	6,430,844
RI Capital Plan Fund	300,000	50,000	50,000	6,430,844
State Office Reorganization and Relocation	250,000	250,000	255,497	6,405,497
RI Capital Plan Fund	250,000	250,000	255,497	6,405,497
Statewide Emergency Water Systems Interconnections	-	-	-	5,000,000
P.L. 2004, Ch. 595 - Issued	-	-	-	5,000,000
Statewide Facility Master Plan	-	-	-	6,298,557
RI Capital Plan Fund	-	-	-	6,298,557
Substance Abuse Group Homes Asset Protection	-	-	-	2,149,654
RI Capital Plan Fund	-	-	-	2,149,654
Veterans' Auditorium	100,000	100,000	500,000	10,586,089
RI Capital Plan Fund	100,000	100,000	500,000	10,586,089
Washington County Government Center	150,000	150,000	150,000	4,117,239
RI Capital Plan Fund	150,000	150,000	150,000	4,117,239

Schedule 4 - Projects by Funding Source

	Pre-FY 2024	FY 2024	FY 2025	FY 2026	FY 2027
William Powers Building	8,221,823	7,100,000	2,400,000	2,200,000	2,350,000
RI Capital Plan Fund	8,221,823	7,100,000	2,400,000	2,200,000	2,350,000
Zambarano Buildings and Campus	12,386,860	13,220,000	4,740,000	2,850,000	250,000
RI Capital Plan Fund	12,386,860	13,220,000	4,740,000	2,850,000	250,000
Zambarano Long Term Acute Care Hospital	-	1,500,000	7,099,677	26,065,740	23,804,439
RI Capital Plan Fund	-	1,500,000	7,099,677	26,065,740	23,804,439
<u>Department of Business Regulation</u>	-	5,939,179	2,326,554	948,863	351,797
Department of Business Regulation Vehicle Fleet	-	224,179	385,554	273,863	351,797
State Fleet Replacement Fund	-	224,179	385,554	273,863	351,797
Fire Academy Expansion	-	5,715,000	1,941,000	675,000	-
RI Capital Plan Fund	-	5,715,000	1,941,000	675,000	-
<u>Executive Office of Commerce</u>	35,150,049	139,664,080	33,875,734	33,153,692	20,350,000
Broadband Infrastructure	-	24,956,500	-	-	-
American Rescue Plan – Capital Projects Fund	-	24,956,500	-	-	-
Economic Relief through Port Investment	6,000,000	59,000,000	-	-	-
American Rescue Plan – State Fiscal Recovery Funds	6,000,000	59,000,000	-	-	-
I-195 Commission	3,977,056	963,819	646,180	700,000	700,000
RI Capital Plan Fund	3,977,056	963,819	646,180	700,000	700,000
I-195 Park Improvements	150,888	3,849,112	3,000,000	-	-
P.L. 2020, Ch. 80 - Issued	150,888	3,849,112	-	-	-
RI Capital Plan Fund	-	-	3,000,000	-	-
Innovation Centers	2,030,254	4,170,341	7,279,554	5,769,851	250,000
P.L. 2016, Ch. 142 - Issued	2,030,254	4,170,341	7,279,554	5,769,851	250,000
Port of Davisville Infrastructure	-	-	-	10,000,000	10,000,000
G.O. New Referenda	-	-	-	10,000,000	10,000,000
Port of Davisville Modernization	8,376,790	8,423,210	3,200,000	-	-
P.L. 2020, Ch. 80 - Issued	8,376,790	8,423,210	-	-	-
P.L. 2020, Ch. 80 - Unissued	-	-	3,200,000	-	-
ProvPort	10,036,159	780,000	5,000,000	4,183,841	-
P.L. 2016, Ch. 142 - Issued	10,036,159	780,000	5,000,000	4,183,841	-
Quonset Carrier Pier	-	-	2,250,000	-	-
RI Capital Plan Fund	-	-	2,250,000	-	-

Schedule 4 - Projects by Funding Source

	FY 2028	FY 2029	Post-FY2029	Total Capital
William Powers Building	1,850,000	1,700,000	-	25,821,823
RI Capital Plan Fund	1,850,000	1,700,000	-	25,821,823
Zambarano Buildings and Campus	900,000	900,000	-	35,246,860
RI Capital Plan Fund	900,000	900,000	-	35,246,860
Zambarano Long Term Acute Care Hospital	24,427,656	24,155,740	-	107,053,252
RI Capital Plan Fund	24,427,656	24,155,740	-	107,053,252
<u>Department of Business Regulation</u>	604,775	515,835	4,145,256	14,832,259
Department of Business Regulation Vehicle Fleet	604,775	515,835	4,145,256	6,501,259
State Fleet Replacement Fund	604,775	515,835	4,145,256	6,501,259
Fire Academy Expansion	-	-	-	8,331,000
RI Capital Plan Fund	-	-	-	8,331,000
<u>Executive Office of Commerce</u>	6,950,000	250,000	-	269,393,555
Broadband Infrastructure	-	-	-	24,956,500
American Rescue Plan – Capital Projects Fund	-	-	-	24,956,500
Economic Relief through Port Investment	-	-	-	65,000,000
American Rescue Plan – State Fiscal Recovery Funds	-	-	-	65,000,000
I-195 Commission	700,000	-	-	7,687,055
RI Capital Plan Fund	700,000	-	-	7,687,055
I-195 Park Improvements	-	-	-	7,000,000
P.L. 2020, Ch. 80 - Issued	-	-	-	4,000,000
RI Capital Plan Fund	-	-	-	3,000,000
Innovation Centers	250,000	250,000	-	20,000,000
P.L. 2016, Ch. 142 - Issued	250,000	250,000	-	20,000,000
Port of Davisville Infrastructure	-	-	-	20,000,000
G.O. New Referenda	-	-	-	20,000,000
Port of Davisville Modernization	-	-	-	20,000,000
P.L. 2020, Ch. 80 - Issued	-	-	-	16,800,000
P.L. 2020, Ch. 80 - Unissued	-	-	-	3,200,000
ProvPort	-	-	-	20,000,000
P.L. 2016, Ch. 142 - Issued	-	-	-	20,000,000
Quonset Carrier Pier	-	-	-	2,250,000
RI Capital Plan Fund	-	-	-	2,250,000

Schedule 4 - Projects by Funding Source

	Pre-FY 2024	FY 2024	FY 2025	FY 2026	FY 2027
Quonset Infrastructure	-	-	2,500,000	2,500,000	2,500,000
RI Capital Plan Fund	-	-	2,500,000	2,500,000	2,500,000
South Quay Marine Terminal	-	35,000,000	-	-	-
American Rescue Plan – State Fiscal Recovery Funds	-	35,000,000	-	-	-
Statewide Industrial Site Development	4,578,902	2,521,098	10,000,000	10,000,000	6,900,000
P.L. 2020, Ch. 80 - Issued	4,578,902	2,521,098	-	-	-
P.L. 2020, Ch. 80 - Unissued	-	-	10,000,000	10,000,000	6,900,000
<u>Department of Housing</u>	47,571,608	41,428,392	12,000,000	38,615,000	43,730,000
Affordable Housing	47,571,608	41,428,392	12,000,000	38,615,000	43,730,000
G.O. New Referenda	-	-	-	34,615,000	43,730,000
P.L. 2016, Ch. 142 - Issued	39,071,608	928,392	-	-	-
P.L. 2020, Ch. 80 - Issued	8,500,000	40,500,000	-	-	-
P.L. 2020, Ch. 80 - Unissued	-	-	12,000,000	4,000,000	-
<u>Department of Revenue</u>	492,511	1,910,000	500,000	500,000	-
Lottery - HVAC	-	-	500,000	500,000	-
Other Funds	-	-	500,000	500,000	-
Lottery - Office Space	492,511	1,910,000	-	-	-
Other Funds	-	1,060,000	-	-	-
RI Capital Plan Fund	492,511	850,000	-	-	-
<u>Secretary of State</u>	-	-	3,757,444	3,901,863	44,061,233
Rhode Island Archives and History Center	-	-	3,757,444	3,901,863	44,061,233
G.O. New Referenda	-	-	-	-	27,311,320
Private Funding	-	-	-	-	14,409,220
RI Capital Plan Fund	-	-	3,757,444	3,901,863	2,340,693
<u>Public Utilities Commission</u>	-	125,000	50,000	100,000	200,000
Public Utilities Commission Asset Protection	-	125,000	50,000	100,000	200,000
Restricted Receipt Funds	-	125,000	50,000	100,000	200,000
Health and Human Services	53,906,301	107,736,998	83,516,756	37,417,208	3,134,000
<u>Department of Children, Youth, and Families</u>	4,648,151	66,470,674	25,339,500	21,352,000	394,000
Comprehensive Child Welfare Information System	1,500,000	41,040,854	8,000,000	6,000,000	-
Federal Funds	750,000	22,840,427	3,200,000	2,400,000	-
General Revenue	-	3,350,427	-	-	-
Other Funds	750,000	14,850,000	4,800,000	3,600,000	-

Schedule 4 - Projects by Funding Source

	FY 2028	FY 2029	Post-FY2029	Total Capital
Quonset Infrastructure	-	-	-	7,500,000
RI Capital Plan Fund	-	-	-	7,500,000
South Quay Marine Terminal	-	-	-	35,000,000
American Rescue Plan – State Fiscal Recovery Funds	-	-	-	35,000,000
Statewide Industrial Site Development	6,000,000	-	-	40,000,000
P.L. 2020, Ch. 80 - Issued	-	-	-	7,100,000
P.L. 2020, Ch. 80 - Unissued	6,000,000	-	-	32,900,000
<u>Department of Housing</u>	21,655,000	-	-	205,000,000
Affordable Housing	21,655,000	-	-	205,000,000
G.O. New Referenda	21,655,000	-	-	100,000,000
P.L. 2016, Ch. 142 - Issued	-	-	-	40,000,000
P.L. 2020, Ch. 80 - Issued	-	-	-	49,000,000
P.L. 2020, Ch. 80 - Unissued	-	-	-	16,000,000
<u>Department of Revenue</u>	-	-	-	3,402,511
Lottery - HVAC	-	-	-	1,000,000
Other Funds	-	-	-	1,000,000
Lottery - Office Space	-	-	-	2,402,511
Other Funds	-	-	-	1,060,000
RI Capital Plan Fund	-	-	-	1,342,511
<u>Secretary of State</u>	49,934,951	-	-	101,655,491
Rhode Island Archives and History Center	49,934,951	-	-	101,655,491
G.O. New Referenda	32,688,680	-	-	60,000,000
Private Funding	17,246,271	-	-	31,655,491
RI Capital Plan Fund	-	-	-	10,000,000
<u>Public Utilities Commission</u>	150,000	-	-	625,000
Public Utilities Commission Asset Protection	150,000	-	-	625,000
Restricted Receipt Funds	150,000	-	-	625,000
Health and Human Services	3,280,000	2,229,000	4,691,086	295,911,349
<u>Department of Children, Youth, and Families</u>	430,000	514,000	873,497	120,021,822
Comprehensive Child Welfare Information System	-	-	-	56,540,854
Federal Funds	-	-	-	29,190,427
General Revenue	-	-	-	3,350,427
Other Funds	-	-	-	24,000,000

Schedule 4 - Projects by Funding Source

	Pre-FY 2024	FY 2024	FY 2025	FY 2026	FY 2027
DCYF - Residential Treatment Facility	-	15,000,000	15,000,000	15,000,000	-
RI Capital Plan Fund	-	15,000,000	15,000,000	15,000,000	-
DCYF Vehicle Fleet	-	1,854,320	90,000	102,000	144,000
General Revenue	-	1,854,320	90,000	102,000	144,000
Psychiatric Residential Treatment Facility Modifications	675,000	8,325,500	1,999,500	-	-
American Rescue Plan – State Fiscal Recovery Funds	675,000	8,325,500	1,999,500	-	-
Training School Asset Protection	2,473,151	250,000	250,000	250,000	250,000
RI Capital Plan Fund	2,473,151	250,000	250,000	250,000	250,000
<u>Department of Health</u>	5,775,610	30,493,052	51,478,231	12,755,082	400,000
Department of Health Laboratory Building	4,190,245	30,455,963	50,678,231	12,355,082	-
Federal Funds	4,190,245	30,069,876	47,456,469	-	-
Restricted Receipt Funds	-	386,087	-	3,991,199	-
RI Capital Plan Fund	-	-	3,221,762	8,363,883	-
Health Laboratories & Medical Examiner Equipment	1,585,365	8,989	800,000	400,000	400,000
RI Capital Plan Fund	1,585,365	8,989	800,000	400,000	400,000
Lab- Breath Analysis Vehicle Purchase	-	28,100	-	-	-
State Revolving Fund	-	28,100	-	-	-
<u>Behavioral Healthcare, Developmental Disabilities and Hospitals</u>	3,750,380	569,544	600,000	400,000	400,000
DD Residential Support	2,045,932	100,000	100,000	100,000	100,000
General Revenue	-	100,000	100,000	100,000	100,000
RI Capital Plan Fund	2,045,932	-	-	-	-
Hospital Equipment Asset Protection	1,704,448	469,544	500,000	300,000	300,000
RI Capital Plan Fund	1,704,448	469,544	500,000	300,000	300,000
<u>Department of Human Services</u>	39,732,160	10,203,728	6,099,025	2,910,126	1,940,000
Blind Vending Facilities	-	267,456	165,000	165,000	165,000
RI Capital Plan Fund	-	267,456	165,000	165,000	165,000
DHS & OHA State Fleet	-	88,880	44,025	45,126	-
Restricted Receipt Funds	-	88,880	-	-	-
State Fleet Replacement Fund	-	-	44,025	45,126	-
Early Childhood Care and Education Capital Fund	7,658,273	7,341,727	-	-	-
P.L. 2020, Ch. 80 - Issued	7,658,273	7,341,727	-	-	-

Schedule 4 - Projects by Funding Source

	FY 2028	FY 2029	Post-FY2029	Total Capital
DCYF - Residential Treatment Facility	-	-	-	45,000,000
RI Capital Plan Fund	-	-	-	45,000,000
DCYF Vehicle Fleet	180,000	264,000	618,000	3,252,320
General Revenue	180,000	264,000	618,000	3,252,320
Psychiatric Residential Treatment Facility Modifications	-	-	-	11,000,000
American Rescue Plan – State Fiscal Recovery Funds	-	-	-	11,000,000
Training School Asset Protection	250,000	250,000	255,497	4,228,648
RI Capital Plan Fund	250,000	250,000	255,497	4,228,648
<u>Department of Health</u>	400,000	400,000	-	101,701,975
Department of Health Laboratory Building	-	-	-	97,679,521
Federal Funds	-	-	-	81,716,590
Restricted Receipt Funds	-	-	-	4,377,286
RI Capital Plan Fund	-	-	-	11,585,645
Health Laboratories & Medical Examiner Equipment	400,000	400,000	-	3,994,354
RI Capital Plan Fund	400,000	400,000	-	3,994,354
Lab- Breath Analysis Vehicle Purchase	-	-	-	28,100
State Revolving Fund	-	-	-	28,100
<u>Behavioral Healthcare, Developmental Disabilities and Hospitals</u>	400,000	400,000	306,596	6,826,520
DD Residential Support	100,000	100,000	-	2,645,932
General Revenue	100,000	100,000	-	600,000
RI Capital Plan Fund	-	-	-	2,045,932
Hospital Equipment Asset Protection	300,000	300,000	306,596	4,180,588
RI Capital Plan Fund	300,000	300,000	306,596	4,180,588
<u>Department of Human Services</u>	2,050,000	915,000	3,510,993	67,361,032
Blind Vending Facilities	165,000	165,000	-	1,092,456
RI Capital Plan Fund	165,000	165,000	-	1,092,456
DHS & OHA State Fleet	-	-	-	178,031
Restricted Receipt Funds	-	-	-	88,880
State Fleet Replacement Fund	-	-	-	89,151
Early Childhood Care and Education Capital Fund	-	-	-	15,000,000
P.L. 2020, Ch. 80 - Issued	-	-	-	15,000,000

Schedule 4 - Projects by Funding Source

	Pre-FY 2024	FY 2024	FY 2025	FY 2026	FY 2027
Veterans' Home Asset Protection	-	500,000	760,000	1,550,000	1,525,000
RI Capital Plan Fund	-	500,000	760,000	1,550,000	1,525,000
Veterans' Home New Construction	32,073,887	670,665	290,000	800,000	-
P.L. 2012, Ch. 241 - Issued	32,073,887	336,113	290,000	800,000	-
State Fleet Replacement Fund	-	334,552	-	-	-
Veterans' Memorial Cemetery Asset Protection	-	1,335,000	4,840,000	350,000	250,000
Federal Funds	-	495,000	4,500,000	-	-
Restricted Receipt Funds	-	-	-	-	-
RI Capital Plan Fund	-	750,000	250,000	300,000	250,000
State Fleet Replacement Fund	-	90,000	90,000	50,000	-
Education	765,670,511	261,908,807	379,445,592	428,574,444	290,901,382
<u>Elementary and Secondary Education</u>	215,355,336	106,181,573	100,967,648	93,650,000	38,400,000
Davies Career and Tech. School Asset Protection	2,207,655	500,000	750,000	750,000	500,000
RI Capital Plan Fund	2,207,655	500,000	750,000	750,000	500,000
Davies Career and Tech. School HVAC	749,086	1,200,000	50,000	50,000	50,000
RI Capital Plan Fund	749,086	1,200,000	50,000	50,000	50,000
Davies Career and Tech. School Wing Renovation	-	2,500,000	30,000,000	2,500,000	-
RI Capital Plan Fund	-	2,500,000	30,000,000	2,500,000	-
Davies Healthcare Classroom Improvements	88,273	6,886,250	-	-	-
RI Capital Plan Fund	88,273	6,886,250	-	-	-
Met School Asset Protection	1,914,731	2,634,940	2,000,000	250,000	250,000
RI Capital Plan Fund	1,914,731	2,634,940	2,000,000	250,000	250,000
School Construction Bond	209,988,141	92,011,859	68,000,000	90,000,000	37,500,000
P.L. 2018, Ch. 47 - Issued	209,988,141	40,011,859	-	-	-
P.L. 2022 - Issued	-	52,000,000	-	-	-
P.L. 2022 - Unissued	-	-	68,000,000	90,000,000	37,500,000
School for the Deaf Asset Protection	407,450	448,524	167,648	100,000	100,000
RI Capital Plan Fund	407,450	448,524	167,648	100,000	100,000
<u>Office of the Postsecondary Commissioner</u>	10,927,775	290,000	1,490,000	380,000	1,081,001
Northern RI Education Center Expansion	1,150,152	40,000	-	150,000	1,000,000
RI Capital Plan Fund	1,150,152	40,000	-	150,000	1,000,000
Nursing Education Center	9,777,623	250,000	270,000	230,000	81,001
Certificates of Participation Issued	9,777,623	250,000	270,000	230,000	81,001

Schedule 4 - Projects by Funding Source

	FY 2028	FY 2029	Post-FY2029	Total Capital
Veterans' Home Asset Protection	1,525,000	500,000	510,993	6,870,993
RI Capital Plan Fund	1,525,000	500,000	510,993	6,870,993
Veterans' Home New Construction	-	-	-	33,834,552
P.L. 2012, Ch. 241 - Issued	-	-	-	33,500,000
State Fleet Replacement Fund	-	-	-	334,552
Veterans' Memorial Cemetery Asset Protection	360,000	250,000	3,000,000	10,385,000
Federal Funds	-	-	2,700,000	7,695,000
Restricted Receipt Funds	60,000	-	-	60,000
RI Capital Plan Fund	300,000	250,000	300,000	2,400,000
State Fleet Replacement Fund	-	-	-	230,000
Education	169,000,573	51,257,899	26,828,999	2,373,588,207
<u>Elementary and Secondary Education</u>	3,405,000	1,121,600	1,095,160	560,176,317
Davies Career and Tech. School Asset Protection	500,000	511,000	522,235	6,240,890
RI Capital Plan Fund	500,000	511,000	522,235	6,240,890
Davies Career and Tech. School HVAC	50,000	50,000	-	2,199,086
RI Capital Plan Fund	50,000	50,000	-	2,199,086
Davies Career and Tech. School Wing Renovation	-	-	-	35,000,000
RI Capital Plan Fund	-	-	-	35,000,000
Davies Healthcare Classroom Improvements	-	-	-	6,974,523
RI Capital Plan Fund	-	-	-	6,974,523
Met School Asset Protection	255,000	255,000	260,606	7,820,277
RI Capital Plan Fund	255,000	255,000	260,606	7,820,277
School Construction Bond	2,500,000	-	-	500,000,000
P.L. 2018, Ch. 47 - Issued	-	-	-	250,000,000
P.L. 2022 - Issued	-	-	-	52,000,000
P.L. 2022 - Unissued	2,500,000	-	-	198,000,000
School for the Deaf Asset Protection	100,000	305,600	312,319	1,941,541
RI Capital Plan Fund	100,000	305,600	312,319	1,941,541
<u>Office of the Postsecondary Commissioner</u>	-	-	-	14,168,776
Northern RI Education Center Expansion	-	-	-	2,340,152
RI Capital Plan Fund	-	-	-	2,340,152
Nursing Education Center	-	-	-	10,608,624
Certificates of Participation Issued	-	-	-	10,608,624

Schedule 4 - Projects by Funding Source

	Pre-FY 2024	FY 2024	FY 2025	FY 2026	FY 2027
WEC Expansion - Annex Site	-	-	1,220,000	-	-
RI Capital Plan Fund	-	-	1,220,000	-	-
<u>University of Rhode Island</u>	372,591,919	67,905,555	209,795,022	289,021,522	187,073,141
Academic Building Improvements	572,947	1,053,230	7,858,588	8,607,757	86,605
RI Capital Plan Fund	572,947	1,053,230	7,858,588	8,607,757	86,605
Asset Protection	79,675,937	13,351,495	14,006,225	14,606,536	15,236,863
RI Capital Plan Fund	79,675,937	13,351,495	14,006,225	14,606,536	15,236,863
Athletics Complex Renewal	-	5,425,215	8,882,689	52,787,118	16,004,978
Private Funding	-	-	-	1,255,022	16,004,978
RI Capital Plan Fund	-	5,425,215	8,882,689	51,532,096	-
Biomedical Sciences Building	-	-	-	6,772,111	30,226,979
G.O. New Referenda	-	-	-	5,326,116	27,651,896
Private Funding	-	-	-	1,445,995	2,575,083
Blue Technology Innovation Center	-	313,154	615,573	2,072,864	1,927,208
Third Party Financing	-	313,154	615,573	2,072,864	1,927,208
Combined Health & Counseling Center	823,399	-	1,684,574	12,264,104	22,227,923
RIHEBC Bonds	-	-	-	6,772,077	22,227,923
University/College Funds	823,399	-	1,684,574	5,492,027	-
Dining Facilities Improvements	-	258,990	384,658	1,768,037	1,188,315
University/College Funds	-	258,990	384,658	1,768,037	1,188,315
Engineering – Building Renovations Phase I	131,813,421	38,235	-	-	-
P.L. 2014, Ch. 145 - Issued	124,961,765	38,235	-	-	-
Private Funding	4,194,184	-	-	-	-
Restricted Receipt Funds	150,000	-	-	-	-
Third Party Financing	805,063	-	-	-	-
University/College Funds	1,702,409	-	-	-	-
Facilities Services Sector Upgrade	-	-	1,109,904	2,860,556	4,005,442
RIHEBC Bonds	-	-	1,109,904	2,860,556	4,005,442
Fine Arts Center Renovation & Addition Phase II	20,872,589	13,319,281	45,883,425	7,750,000	-
P.L. 2020, Ch. 80 - Issued	6,347,294	5,319,281	10,333,425	-	-
P.L. 2020, Ch. 80 - Unissued	-	-	27,550,000	7,750,000	-
RI Capital Plan Fund	14,525,295	8,000,000	8,000,000	-	-
Fire Protection Academic Phase II	1,648,980	3,942,566	3,311,666	-	-
RI Capital Plan Fund	1,648,980	3,942,566	3,311,666	-	-

Schedule 4 - Projects by Funding Source

	FY 2028	FY 2029	Post-FY2029	Total Capital
WEC Expansion - Annex Site	-	-	-	1,220,000
RI Capital Plan Fund	-	-	-	1,220,000
<u>University of Rhode Island</u>	114,183,573	34,916,299	16,234,477	1,291,721,508
Academic Building Improvements	-	-	-	18,179,127
RI Capital Plan Fund	-	-	-	18,179,127
Asset Protection	15,528,074	15,885,220	16,234,477	184,524,827
RI Capital Plan Fund	15,528,074	15,885,220	16,234,477	184,524,827
Athletics Complex Renewal	-	-	-	83,100,000
Private Funding	-	-	-	17,260,000
RI Capital Plan Fund	-	-	-	65,840,000
Biomedical Sciences Building	51,400,910	-	-	88,400,000
G.O. New Referenda	47,021,988	-	-	80,000,000
Private Funding	4,378,922	-	-	8,400,000
Blue Technology Innovation Center	321,201	-	-	5,250,000
Third Party Financing	321,201	-	-	5,250,000
Combined Health & Counseling Center	-	-	-	37,000,000
RIHEBC Bonds	-	-	-	29,000,000
University/College Funds	-	-	-	8,000,000
Dining Facilities Improvements	-	-	-	3,600,000
University/College Funds	-	-	-	3,600,000
Engineering – Building Renovations Phase I	-	-	-	131,851,656
P.L. 2014, Ch. 145 - Issued	-	-	-	125,000,000
Private Funding	-	-	-	4,194,184
Restricted Receipt Funds	-	-	-	150,000
Third Party Financing	-	-	-	805,063
University/College Funds	-	-	-	1,702,409
Facilities Services Sector Upgrade	5,024,098	-	-	13,000,000
RIHEBC Bonds	5,024,098	-	-	13,000,000
Fine Arts Center Renovation & Addition Phase II	-	-	-	87,825,295
P.L. 2020, Ch. 80 - Issued	-	-	-	22,000,000
P.L. 2020, Ch. 80 - Unissued	-	-	-	35,300,000
RI Capital Plan Fund	-	-	-	30,525,295
Fire Protection Academic Phase II	-	-	-	8,903,212
RI Capital Plan Fund	-	-	-	8,903,212

Schedule 4 - Projects by Funding Source

	Pre-FY 2024	FY 2024	FY 2025	FY 2026	FY 2027
Fire Protection Auxiliary Phase II	275,142	966,108	1,226,698	-	-
Interest Earnings	-	-	101,892	-	-
RIHEBC Bonds	275,142	966,108	1,124,806	-	-
Fraternity Circle Master Plan Implementation	-	674,282	725,718	-	-
Third Party Financing	-	500,000	-	-	-
University/College Funds	-	174,282	725,718	-	-
Memorial Union Renovation & Addition	-	-	3,487,289	10,969,226	22,484,327
RIHEBC Bonds	-	-	-	10,969,226	22,484,327
University/College Funds	-	-	3,487,289	-	-
Narragansett Bay Campus Renewal Phase I	18,736,361	13,152,415	16,321,373	8,650,000	3,230,000
P.L. 2018, Ch. 47 - Issued	18,723,581	7,152,415	3,124,004	-	-
P.L. 2018, Ch. 47 - Unissued	-	-	6,520,000	8,650,000	830,000
Private Funding	12,780	-	677,369	-	-
RI Capital Plan Fund	-	6,000,000	6,000,000	-	-
Third Party Financing	-	-	-	-	2,400,000
Narragansett Bay Campus Renewal Phase II	61,778	4,156,722	18,370,000	48,180,000	48,180,000
P.L. 2022 - Issued	-	4,110,000	-	-	-
P.L. 2022 - Unissued	-	-	18,370,000	35,680,000	35,680,000
Private Funding	61,778	46,722	-	-	-
RI Capital Plan Fund	-	-	-	12,500,000	12,500,000
New Undergraduate Housing	-	2,267,932	69,086,473	82,111,236	17,134,359
RIHEBC Bonds	-	-	63,854,405	82,111,236	17,134,359
University/College Funds	-	2,267,932	5,232,068	-	-
PFAS Removal Water Treatment Plant	-	512,500	1,015,192	14,102,455	4,369,853
RI Capital Plan Fund	-	512,500	1,015,192	14,102,455	4,369,853
Ranger Hall Phase II	8,496,055	325,685	-	-	-
Private Funding	4,915,195	325,685	-	-	-
University/College Funds	3,580,860	-	-	-	-
Repaving & Hardscape Improvements	-	-	-	-	770,289
RIHEBC Bonds	-	-	-	-	770,289
Repaving, Hardscape & Landscape	7,007,835	2,850,278	2,034,649	424,258	-
Interest Earnings	-	-	-	420,913	-
RIHEBC Bonds	7,007,835	2,850,278	2,034,649	3,345	-
Soloviev Basketball Practice Facility	6,745,560	1,154,440	-	-	-
Private Funding	6,745,560	1,154,440	-	-	-

Schedule 4 - Projects by Funding Source

	FY 2028	FY 2029	Post-FY2029	Total Capital
Fire Protection Auxiliary Phase II	-	-	-	2,467,948
Interest Earnings	-	-	-	101,892
RIHEBC Bonds	-	-	-	2,366,056
Fraternity Circle Master Plan Implementation	-	-	-	1,400,000
Third Party Financing	-	-	-	500,000
University/College Funds	-	-	-	900,000
Memorial Union Renovation & Addition	22,124,979	9,534,179	-	68,600,000
RIHEBC Bonds	22,124,979	2,021,468	-	57,600,000
University/College Funds	-	7,512,711	-	11,000,000
Narragansett Bay Campus Renewal Phase I	-	-	-	60,090,149
P.L. 2018, Ch. 47 - Issued	-	-	-	29,000,000
P.L. 2018, Ch. 47 - Unissued	-	-	-	16,000,000
Private Funding	-	-	-	690,149
RI Capital Plan Fund	-	-	-	12,000,000
Third Party Financing	-	-	-	2,400,000
Narragansett Bay Campus Renewal Phase II	10,051,500	-	-	129,000,000
P.L. 2022 - Issued	-	-	-	4,110,000
P.L. 2022 - Unissued	6,160,000	-	-	95,890,000
Private Funding	3,891,500	-	-	4,000,000
RI Capital Plan Fund	-	-	-	25,000,000
New Undergraduate Housing	-	-	-	170,600,000
RIHEBC Bonds	-	-	-	163,100,000
University/College Funds	-	-	-	7,500,000
PFAS Removal Water Treatment Plant	-	-	-	20,000,000
RI Capital Plan Fund	-	-	-	20,000,000
Ranger Hall Phase II	-	-	-	8,821,740
Private Funding	-	-	-	5,240,880
University/College Funds	-	-	-	3,580,860
Repaving & Hardscape Improvements	9,732,811	9,496,900	-	20,000,000
RIHEBC Bonds	9,732,811	9,496,900	-	20,000,000
Repaving, Hardscape & Landscape	-	-	-	12,317,020
Interest Earnings	-	-	-	420,913
RIHEBC Bonds	-	-	-	11,896,107
Soloviev Basketball Practice Facility	-	-	-	7,900,000
Private Funding	-	-	-	7,900,000

Schedule 4 - Projects by Funding Source

	Pre-FY 2024	FY 2024	FY 2025	FY 2026	FY 2027
Stormwater Management	-	256,338	2,221,831	2,221,831	-
RI Capital Plan Fund	-	256,338	2,221,831	2,221,831	-
Utility Infrastructure Upgrade Phase I	4,293,242	2,954,487	-	-	-
Interest Earnings	-	217,894	-	-	-
RIHEBC Bonds	4,293,242	2,736,593	-	-	-
Utility Infrastructure Upgrade Phase II	-	687,116	7,513,166	7,249,718	-
RIHEBC Bonds	-	687,116	7,513,166	7,249,718	-
Utility Infrastructure Upgrade Phase III	-	-	3,567,535	5,623,715	-
RIHEBC Bonds	-	-	3,567,535	5,623,715	-
White Horn Brook Apartments	91,568,673	245,086	487,796	-	-
Interest Earnings	1,978,090	-	18,536	-	-
RIHEBC Bonds	84,511,820	245,086	469,260	-	-
Third Party Financing	97,273	-	-	-	-
University/College Funds	4,981,490	-	-	-	-
<u>Rhode Island College</u>	85,954,504	54,994,956	36,060,000	13,125,000	48,700,000
Asset Protection	32,368,790	10,900,634	5,785,000	5,950,000	6,025,000
RI Capital Plan Fund	32,368,790	10,900,634	5,785,000	5,950,000	6,025,000
Horace Mann Renovation (School of Education)	22,728,498	2,271,502	-	-	-
P.L. 2018, Ch. 47 - Issued	22,728,498	2,271,502	-	-	-
Infrastructure Modernization	28,387,939	10,392,097	5,675,000	5,675,000	5,675,000
RI Capital Plan Fund	28,387,939	10,392,097	5,675,000	5,675,000	5,675,000
Phase III: Clarke Science Modernization	2,469,277	31,430,723	24,100,000	-	-
P.L. 2020, Ch. 80 - Issued	2,469,277	21,430,723	-	-	-
P.L. 2020, Ch. 80 - Unissued	-	-	14,100,000	-	-
RI Capital Plan Fund	-	10,000,000	10,000,000	-	-
Phase IV: Whipple Hall	-	-	500,000	1,500,000	37,000,000
G.O. New Referenda	-	-	-	-	20,500,000
RI Capital Plan Fund	-	-	500,000	1,500,000	16,500,000
<u>Community College of Rhode Island</u>	49,252,334	27,737,561	28,642,922	32,232,922	15,597,240
Asset Protection - CCRI	22,674,765	4,465,342	2,719,452	2,719,452	2,719,452
RI Capital Plan Fund	22,674,765	4,465,342	2,719,452	2,719,452	2,719,452
CCRI Accessibility Improvements	-	-	200,000	340,000	340,000
RI Capital Plan Fund	-	-	200,000	340,000	340,000

Schedule 4 - Projects by Funding Source

	FY 2028	FY 2029	Post-FY2029	Total Capital
Stormwater Management	-	-	-	4,700,000
RI Capital Plan Fund	-	-	-	4,700,000
Utility Infrastructure Upgrade Phase I	-	-	-	7,247,729
Interest Earnings	-	-	-	217,894
RIHEBC Bonds	-	-	-	7,029,835
Utility Infrastructure Upgrade Phase II	-	-	-	15,450,000
RIHEBC Bonds	-	-	-	15,450,000
Utility Infrastructure Upgrade Phase III	-	-	-	9,191,250
RIHEBC Bonds	-	-	-	9,191,250
White Horn Brook Apartments	-	-	-	92,301,555
Interest Earnings	-	-	-	1,996,626
RIHEBC Bonds	-	-	-	85,226,166
Third Party Financing	-	-	-	97,273
University/College Funds	-	-	-	4,981,490
<u>Rhode Island College</u>	46,582,000	12,300,000	6,515,162	304,231,622
Asset Protection	6,157,000	6,375,000	6,515,162	80,076,586
RI Capital Plan Fund	6,157,000	6,375,000	6,515,162	80,076,586
Horace Mann Renovation (School of Education)	-	-	-	25,000,000
P.L. 2018, Ch. 47 - Issued	-	-	-	25,000,000
Infrastructure Modernization	5,925,000	5,925,000	-	67,655,036
RI Capital Plan Fund	5,925,000	5,925,000	-	67,655,036
Phase III: Clarke Science Modernization	-	-	-	58,000,000
P.L. 2020, Ch. 80 - Issued	-	-	-	23,900,000
P.L. 2020, Ch. 80 - Unissued	-	-	-	14,100,000
RI Capital Plan Fund	-	-	-	20,000,000
Phase IV: Whipple Hall	34,500,000	-	-	73,500,000
G.O. New Referenda	34,500,000	-	-	55,000,000
RI Capital Plan Fund	-	-	-	18,500,000
<u>Community College of Rhode Island</u>	4,780,000	2,870,000	2,933,101	164,046,080
Asset Protection - CCRI	2,780,000	2,870,000	2,933,101	43,881,564
RI Capital Plan Fund	2,780,000	2,870,000	2,933,101	43,881,564
CCRI Accessibility Improvements	-	-	-	880,000
RI Capital Plan Fund	-	-	-	880,000

Schedule 4 - Projects by Funding Source

	Pre-FY 2024	FY 2024	FY 2025	FY 2026	FY 2027
CCRI Infrastructure - Lincoln Campus	65,495	1,800,000	5,700,000	3,200,000	1,734,505
RI Capital Plan Fund	65,495	1,800,000	5,700,000	3,200,000	1,734,505
CCRI Renovation and Modernization - Phase I	4,956,323	16,458,748	16,000,000	16,000,000	6,084,928
P.L. 2020, Ch. 80 - Issued	3,577,531	8,422,469	-	-	-
RI Capital Plan Fund	1,378,792	8,036,279	16,000,000	16,000,000	6,084,928
CCRI Renovation and Modernization - Phase II -IV	-	-	-	5,000,000	-
RI Capital Plan Fund	-	-	-	5,000,000	-
Data, Cabling, and Power Infrastructure	674,479	3,623,471	4,023,470	4,973,470	4,718,355
RI Capital Plan Fund	605,115	3,300,000	3,700,000	4,650,000	4,394,885
University/College Funds	69,364	323,471	323,470	323,470	323,470
Knight Campus Renewal	20,881,272	1,390,000	-	-	-
Other Funds	1,196,692	-	-	-	-
RI Capital Plan Fund	18,734,999	1,390,000	-	-	-
University/College Funds	949,581	-	-	-	-
<u>Rhode Island Council on the Arts</u>	30,916,176	3,333,824	1,650,000	100,000	-
Creative & Cultural Arts Program	29,629,923	370,077	-	-	-
P.L. 2014, Ch. 145 - Issued	29,629,923	370,077	-	-	-
Creative & Cultural Arts Program Continuation	1,286,253	2,963,747	1,650,000	100,000	-
P.L. 2020, Ch. 80 - Issued	1,286,253	2,963,747	250,000	-	-
P.L. 2020, Ch. 80 - Unissued	-	-	1,400,000	100,000	-
<u>Rhode Island Atomic Energy Commission</u>	467,805	50,000	50,000	50,000	50,000
Atomic Energy Asset Protection	467,805	50,000	50,000	50,000	50,000
RI Capital Plan Fund	467,805	50,000	50,000	50,000	50,000
<u>Historical Preservation and Heritage Commission</u>	204,662	1,415,338	790,000	15,000	-
Archaeological Collection Facility	-	120,000	40,000	15,000	-
Federal Funds	-	70,000	15,000	15,000	-
Other Funds	-	50,000	25,000	-	-
Historic Preservation Grants	204,662	795,338	-	-	-
P.L. 2020, Ch. 80 - Issued	204,662	795,338	-	-	-
Old State House - ADA Compliance Project	-	500,000	-	-	-
Federal Funds	-	500,000	-	-	-
Old State House Interior and Parade Restoration Project	-	-	750,000	-	-
Other Funds	-	-	750,000	-	-

Schedule 4 - Projects by Funding Source

	FY 2028	FY 2029	Post-FY2029	Total Capital
CCRI Infrastructure - Lincoln Campus	-	-	-	12,500,000
RI Capital Plan Fund	-	-	-	12,500,000
CCRI Renovation and Modernization - Phase I	-	-	-	59,499,999
P.L. 2020, Ch. 80 - Issued	-	-	-	12,000,000
RI Capital Plan Fund	-	-	-	47,499,999
CCRI Renovation and Modernization - Phase II -IV	-	-	-	5,000,000
RI Capital Plan Fund	-	-	-	5,000,000
Data, Cabling, and Power Infrastructure	2,000,000	-	-	20,013,245
RI Capital Plan Fund	2,000,000	-	-	18,650,000
University/College Funds	-	-	-	1,363,245
Knight Campus Renewal	-	-	-	22,271,272
Other Funds	-	-	-	1,196,692
RI Capital Plan Fund	-	-	-	20,124,999
University/College Funds	-	-	-	949,581
<u>Rhode Island Council on the Arts</u>	-	-	-	36,000,000
Creative & Cultural Arts Program	-	-	-	30,000,000
P.L. 2014, Ch. 145 - Issued	-	-	-	30,000,000
Creative & Cultural Arts Program Continuation	-	-	-	6,000,000
P.L. 2020, Ch. 80 - Issued	-	-	-	4,500,000
P.L. 2020, Ch. 80 - Unissued	-	-	-	1,500,000
<u>Rhode Island Atomic Energy Commission</u>	50,000	50,000	51,099	818,904
Atomic Energy Asset Protection	50,000	50,000	51,099	818,904
RI Capital Plan Fund	50,000	50,000	51,099	818,904
<u>Historical Preservation and Heritage Commission</u>	-	-	-	2,425,000
Archaeological Collection Facility	-	-	-	175,000
Federal Funds	-	-	-	100,000
Other Funds	-	-	-	75,000
Historic Preservation Grants	-	-	-	1,000,000
P.L. 2020, Ch. 80 - Issued	-	-	-	1,000,000
Old State House - ADA Compliance Project	-	-	-	500,000
Federal Funds	-	-	-	500,000
Old State House Interior and Parade Restoration Project	-	-	-	750,000
Other Funds	-	-	-	750,000

Schedule 4 - Projects by Funding Source

	Pre-FY 2024	FY 2024	FY 2025	FY 2026	FY 2027
Public Safety	99,017,220	103,728,931	170,542,916	61,318,671	20,759,215
<u>Office of Attorney General</u>	956,326	2,330,000	510,000	2,735,000	1,360,000
Equitable Sharing - Capital Projects	-	290,000	360,000	210,000	210,000
Federal Funds	-	290,000	360,000	210,000	210,000
Renovation and Asset Protection	956,326	2,040,000	150,000	2,525,000	1,150,000
RI Capital Plan Fund	956,326	2,040,000	150,000	2,525,000	1,150,000
<u>Department of Corrections</u>	52,760,234	13,804,593	31,226,325	21,791,748	4,100,000
Correctional Facilities-Renovations	30,166,714	250,000	3,179,677	7,419,248	-
RI Capital Plan Fund	30,166,714	250,000	3,179,677	7,419,248	-
Corrections Asset Protection	22,593,520	6,673,741	4,100,000	4,100,000	4,100,000
RI Capital Plan Fund	22,593,520	6,673,741	4,100,000	4,100,000	4,100,000
DOC - HVAC	-	6,880,852	23,946,648	10,272,500	-
RI Capital Plan Fund	-	6,880,852	23,946,648	10,272,500	-
<u>Judiciary</u>	22,720,190	6,026,122	4,375,000	3,625,000	3,875,000
Garrahy Courthouse Renovation	0	1,125,000	1,125,000	1,125,000	1,125,000
RI Capital Plan Fund	699,407	1,125,000	1,125,000	1,125,000	1,125,000
Garrahy Courtroom Restoration	996,015	753,985	-	-	-
RI Capital Plan Fund	996,015	753,985	-	-	-
Judicial Asset Protection	9,535,171	2,497,547	2,250,000	1,500,000	1,500,000
RI Capital Plan Fund	9,535,171	2,497,547	2,250,000	1,500,000	1,500,000
Judicial Complexes Fan Coil Unit Replacements	1,500,000	500,000	500,000	500,000	750,000
RI Capital Plan Fund	1,500,000	500,000	500,000	500,000	750,000
Judicial Complexes - HVAC	8,697,056	1,149,590	500,000	500,000	500,000
RI Capital Plan Fund	8,697,056	1,149,590	500,000	500,000	500,000
Licht Window and Masonry Repairs	1,292,541	-	-	-	-
RI Capital Plan Fund	1,292,541	-	-	-	-
<u>Military Staff</u>	10,283,910	61,785,500	106,194,005	13,493,702	5,873,273
AMC Rehabilitation	1,574,118	2,026	-	-	-
National Guard Bureau - Federal	279,488	1,013	-	-	-
RI Capital Plan Fund	1,294,630	1,013	-	-	-

Schedule 4 - Projects by Funding Source

	FY 2028	FY 2029	Post-FY2029	Total Capital
Public Safety	16,900,920	16,254,576	10,191,711	498,714,160
<u>Office of Attorney General</u>	1,110,000	360,000	363,298	9,724,624
Equitable Sharing - Capital Projects	210,000	210,000	210,000	1,700,000
Federal Funds	210,000	210,000	210,000	1,700,000
Renovation and Asset Protection	900,000	150,000	153,298	8,024,624
RI Capital Plan Fund	900,000	150,000	153,298	8,024,624
<u>Department of Corrections</u>	4,100,000	4,100,000	4,190,144	136,073,044
Correctional Facilities-Renovations	-	-	-	41,015,639
RI Capital Plan Fund	-	-	-	41,015,639
Corrections Asset Protection	4,100,000	4,100,000	4,190,144	53,957,405
RI Capital Plan Fund	4,100,000	4,100,000	4,190,144	53,957,405
DOC - HVAC	-	-	-	41,100,000
RI Capital Plan Fund	-	-	-	41,100,000
<u>Judiciary</u>	4,350,000	4,045,000	1,532,979	50,549,291
Garrahy Courthouse Renovation	-	-	-	5,199,407
RI Capital Plan Fund	-	-	-	5,199,407
Garrahy Courtroom Restoration	-	-	-	1,750,000
RI Capital Plan Fund	-	-	-	1,750,000
Judicial Asset Protection	1,500,000	1,500,000	1,532,979	21,815,697
RI Capital Plan Fund	1,500,000	1,500,000	1,532,979	21,815,697
Judicial Complexes Fan Coil Unit Replacements	850,000	500,000	-	5,100,000
RI Capital Plan Fund	850,000	500,000	-	5,100,000
Judicial Complexes - HVAC	500,000	500,000	-	12,346,646
RI Capital Plan Fund	500,000	500,000	-	12,346,646
Licht Window and Masonry Repairs	1,500,000	1,545,000	-	4,337,541
RI Capital Plan Fund	1,500,000	1,545,000	-	4,337,541
<u>Military Staff</u>	4,203,420	4,464,576	3,798,694	210,097,080
AMC Rehabilitation	-	-	-	1,576,144
National Guard Bureau - Federal	-	-	-	280,501
RI Capital Plan Fund	-	-	-	1,295,643

Schedule 4 - Projects by Funding Source

	Pre-FY 2024	FY 2024	FY 2025	FY 2026	FY 2027
Aviation Readiness Center	150,000	2,765,446	46,896,365	-	-
National Guard Bureau - Federal	150,000	2,627,174	43,601,547	-	-
RI Capital Plan Fund	-	138,272	3,294,818	-	-
Counter Drug Training Facility	-	-	7,243,329	1,025,250	-
Federal Funds	-	-	5,243,329	-	-
RI Capital Plan Fund	-	-	2,000,000	1,025,250	-
Middletown Armory Addition	3,464,029	72,194	-	-	-
National Guard Bureau - Federal	3,464,029	72,194	-	-	-
Military Staff Asset Protection	4,418,273	6,790,438	7,237,540	4,001,022	4,939,940
National Guard Bureau - Federal	-	4,820,266	5,438,355	3,038,837	3,638,624
RI Capital Plan Fund	4,418,273	1,970,172	1,799,185	962,185	1,301,316
Quonset Air National Guard Headquarters Facility	-	15,000,000	23,000,000	-	-
National Guard Bureau - Federal	-	15,000,000	20,000,000	-	-
RI Capital Plan Fund	-	-	3,000,000	-	-
Quonset Airport Runway Reconstruction	240,298	30,390,429	21,406,771	6,000,763	-
Federal Aviation Administration/TSA	-	9,604,596	10,842,851	4,677,327	-
National Guard Bureau - Federal	-	19,780,842	9,223,932	876,773	-
RI Capital Plan Fund	240,298	1,004,991	1,339,988	446,663	-
Repair Squadron Ops Facility (Air Guard)	-	-	-	2,466,667	933,333
National Guard Bureau - Federal	-	-	-	1,866,667	933,333
RI Capital Plan Fund	-	-	-	600,000	-
Sun Valley Armory Addition	437,192	6,764,967	410,000	-	-
National Guard Bureau - Federal	356,492	6,057,506	410,000	-	-
RI Capital Plan Fund	80,700	707,461	-	-	-
<u>Rhode Island Emergency Management Agency</u>	896,783	5,728,648	220,000	40,000	15,000
Emergency Management Building	-	250,000	-	-	-
RI Capital Plan Fund	-	250,000	-	-	-
RISCON 700MHZ Project	-	2,776,375	-	-	-
RI Capital Plan Fund	-	2,776,375	-	-	-
RISCON Infrastructure Upgrade	372,126	1,952,273	140,000	40,000	15,000
RI Capital Plan Fund	372,126	1,952,273	140,000	40,000	15,000
RISCON Tower	-	500,000	-	-	-
RI Capital Plan Fund	-	500,000	-	-	-

Schedule 4 - Projects by Funding Source

	FY 2028	FY 2029	Post-FY2029	Total Capital
Aviation Readiness Center	-	-	-	49,811,811
National Guard Bureau - Federal	-	-	-	46,378,721
RI Capital Plan Fund	-	-	-	3,433,090
Counter Drug Training Facility	-	-	-	8,268,579
Federal Funds	-	-	-	5,243,329
RI Capital Plan Fund	-	-	-	3,025,250
Middletown Armory Addition	-	-	-	3,536,223
National Guard Bureau - Federal	-	-	-	3,536,223
Military Staff Asset Protection	4,203,420	4,464,576	3,798,694	39,853,903
National Guard Bureau - Federal	3,339,915	3,107,288	2,411,564	25,794,849
RI Capital Plan Fund	863,505	1,357,288	1,387,130	14,059,054
Quonset Air National Guard Headquarters Facility	-	-	-	38,000,000
National Guard Bureau - Federal	-	-	-	35,000,000
RI Capital Plan Fund	-	-	-	3,000,000
Quonset Airport Runway Reconstruction	-	-	-	58,038,261
Federal Aviation Administration/TSA	-	-	-	25,124,774
National Guard Bureau - Federal	-	-	-	29,881,547
RI Capital Plan Fund	-	-	-	3,031,940
Repair Squadron Ops Facility (Air Guard)	-	-	-	3,400,000
National Guard Bureau - Federal	-	-	-	2,800,000
RI Capital Plan Fund	-	-	-	600,000
Sun Valley Armory Addition	-	-	-	7,612,159
National Guard Bureau - Federal	-	-	-	6,823,998
RI Capital Plan Fund	-	-	-	788,161
<u>Rhode Island Emergency Management Agency</u>	15,000	-	-	6,915,431
Emergency Management Building	-	-	-	250,000
RI Capital Plan Fund	-	-	-	250,000
RISCON 700MHZ Project	-	-	-	2,776,375
RI Capital Plan Fund	-	-	-	2,776,375
RISCON Infrastructure Upgrade	15,000	-	-	2,534,399
RI Capital Plan Fund	15,000	-	-	2,534,399
RISCON Tower	-	-	-	500,000
RI Capital Plan Fund	-	-	-	500,000

Schedule 4 - Projects by Funding Source

	Pre-FY 2024	FY 2024	FY 2025	FY 2026	FY 2027
RISCON Warehouse	-	250,000	-	-	-
RI Capital Plan Fund	-	250,000	-	-	-
State Emergency Operations Center Upgrade	524,657	-	80,000	-	-
RI Capital Plan Fund	524,657	-	80,000	-	-
<u>Department of Public Safety</u>	11,399,777	14,054,068	28,017,586	19,633,221	5,535,942
DPS Asset Protection	1,894,178	2,573,600	2,125,000	1,205,000	1,335,000
RI Capital Plan Fund	1,894,178	2,573,600	2,125,000	1,205,000	1,335,000
DPS - RISP Body Worn and Vehicle Cameras	701,051	635,624	720,538	722,673	724,892
Federal Funds	271,250	76,784	-	-	-
General Revenue	429,801	558,840	720,538	722,673	724,892
Headquarters Roof Replacement	1,992,932	107,338	-	-	-
RI Capital Plan Fund	1,992,932	107,338	-	-	-
RISP New Southern Headquarters/Barracks	1,539,248	4,000,000	20,000,000	12,700,000	-
RI Capital Plan Fund	1,539,248	4,000,000	20,000,000	12,700,000	-
RISP RISCON Microwave System Replacement	461,858	245,048	245,048	245,048	-
RI Capital Plan Fund	461,858	245,048	245,048	245,048	-
State Police and Security Services Vehicle Replacement	3,960,398	5,139,997	3,677,000	2,940,500	2,836,050
General Revenue	2,160,398	4,539,997	615,000	615,000	615,000
State Fleet Replacement Fund	1,800,000	600,000	3,062,000	2,325,500	2,221,050
Training Academy Upgrades	850,112	1,352,461	1,250,000	1,820,000	640,000
RI Capital Plan Fund	850,112	1,352,461	1,250,000	1,820,000	640,000
Natural Resources	1,749,347,632	516,563,754	488,504,449	513,814,950	341,850,695
<u>Department of Environmental Management</u>	127,344,288	48,744,020	83,753,591	66,921,659	47,746,318
Blackstone Park Improvements	2,891,175	146,814	-	-	-
RI Capital Plan Fund	2,891,175	146,814	-	-	-
Brownfields Remediation	10,872,726	1,813,160	1,635,000	2,179,114	2,750,000
G.O. New Referenda	-	-	-	-	1,500,000
P.L. 2014, Ch. 145 - Issued	4,267,508	403,378	150,000	179,114	-
P.L. 2016, Ch. 142 - Issued	4,181,168	818,832	-	-	-
P.L. 2018, Ch. 47 - Issued	2,424,050	590,950	-	-	-
P.L. 2018, Ch. 47 - Unissued	-	-	985,000	-	-
P.L. 2022 - Unissued	-	-	500,000	2,000,000	1,250,000

Schedule 4 - Projects by Funding Source

	FY 2028	FY 2029	Post-FY2029	Total Capital
RISCON Warehouse	-	-	-	250,000
RI Capital Plan Fund	-	-	-	250,000
State Emergency Operations Center Upgrade	-	-	-	604,657
RI Capital Plan Fund	-	-	-	604,657
<u>Department of Public Safety</u>	3,122,500	3,285,000	306,596	85,354,690
DPS Asset Protection	285,000	300,000	306,596	10,024,374
RI Capital Plan Fund	285,000	300,000	306,596	10,024,374
DPS - RISP Body Worn and Vehicle Cameras	-	-	-	3,504,778
Federal Funds	-	-	-	348,034
General Revenue	-	-	-	3,156,744
Headquarters Roof Replacement	-	-	-	2,100,270
RI Capital Plan Fund	-	-	-	2,100,270
RISP New Southern Headquarters/Barracks	-	-	-	38,239,248
RI Capital Plan Fund	-	-	-	38,239,248
RISP RISCON Microwave System Replacement	-	-	-	1,197,002
RI Capital Plan Fund	-	-	-	1,197,002
State Police and Security Services Vehicle Replacement	2,687,500	2,835,000	-	24,076,445
General Revenue	615,000	615,000	-	9,775,395
State Fleet Replacement Fund	2,072,500	2,220,000	-	14,301,050
Training Academy Upgrades	150,000	150,000	-	6,212,573
RI Capital Plan Fund	150,000	150,000	-	6,212,573
Natural Resources	213,318,300	170,410,900	536,789,214	4,530,599,894
<u>Department of Environmental Management</u>	19,890,000	9,330,000	4,781,819	408,511,695
Blackstone Park Improvements	-	-	-	3,037,989
RI Capital Plan Fund	-	-	-	3,037,989
Brownfields Remediation	2,000,000	1,750,000	-	23,000,000
G.O. New Referenda	1,750,000	1,750,000	-	5,000,000
P.L. 2014, Ch. 145 - Issued	-	-	-	5,000,000
P.L. 2016, Ch. 142 - Issued	-	-	-	5,000,000
P.L. 2018, Ch. 47 - Issued	-	-	-	3,015,000
P.L. 2018, Ch. 47 - Unissued	-	-	-	985,000
P.L. 2022 - Unissued	250,000	-	-	4,000,000

Schedule 4 - Projects by Funding Source

	Pre-FY 2024	FY 2024	FY 2025	FY 2026	FY 2027
Coastal Resiliency and Public Access Projects	343,724	647,657	1,478,619	3,530,000	1,000,000
G.O. New Referenda	-	-	-	1,000,000	1,000,000
P.L. 2018, Ch. 47 - Issued	343,724	647,657	1,008,619	-	-
P.L. 2018, Ch. 47 - Unissued	-	-	470,000	2,530,000	-
Dam Repair	4,404,552	208,607	10,225,000	6,815,000	2,265,000
Federal Funds	-	66,000	39,000	-	-
RI Capital Plan Fund	4,404,552	142,607	10,186,000	6,815,000	2,265,000
Facilities Asset Protection	1,981,314	750,000	750,000	750,000	750,000
RI Capital Plan Fund	1,981,314	750,000	750,000	750,000	750,000
Farmland Development Rights Acquisition	8,435,164	-	545,133	519,703	-
P.L. 2012, Ch. 241 - Issued	3,880,297	-	100,000	519,703	-
P.L. 2014, Ch. 145 - Issued	2,888,572	-	111,428	-	-
P.L. 2018, Ch. 47 - Issued	1,666,295	-	333,705	-	-
Fish and Wildlife Facilities	66,403	800,000	800,000	800,000	800,000
Federal Funds	-	600,000	600,000	600,000	600,000
RI Capital Plan Fund	66,403	200,000	200,000	200,000	200,000
Flood Prevention	1,761,036	1,000,593	238,371	-	-
P.L. 2014, Ch. 145 - Issued	1,761,036	1,000,593	238,371	-	-
Forest, Conservation, and Habitats	-	-	3,000,000	-	-
P.L. 2022 - Issued	-	-	1,600,000	-	-
P.L. 2022 - Unissued	-	-	1,400,000	-	-
Fort Adams Trust/Rehabilitation	2,539,433	300,000	300,000	500,000	500,000
RI Capital Plan Fund	2,539,433	300,000	300,000	500,000	500,000
Local Land Acquisition Grants	3,499,726	1,867,500	2,632,774	-	-
P.L. 2016, Ch. 142 - Issued	3,091,647	830,000	78,353	-	-
P.L. 2018, Ch. 47 - Issued	408,079	1,037,500	554,421	-	-
P.L. 2022 - Unissued	-	-	2,000,000	-	-

Schedule 4 - Projects by Funding Source

	FY 2028	FY 2029	Post-FY2029	Total Capital
Coastal Resiliency and Public Access Projects	-	-	-	7,000,000
G.O. New Referenda	-	-	-	2,000,000
P.L. 2018, Ch. 47 - Issued	-	-	-	2,000,000
P.L. 2018, Ch. 47 - Unissued	-	-	-	3,000,000
Dam Repair	1,015,000	1,015,000	4,000,000	29,948,159
Federal Funds	-	-	-	105,000
RI Capital Plan Fund	1,015,000	1,015,000	4,000,000	29,843,159
Facilities Asset Protection	765,000	765,000	781,819	7,293,133
RI Capital Plan Fund	765,000	765,000	781,819	7,293,133
Farmland Development Rights Acquisition	-	-	-	9,500,000
P.L. 2012, Ch. 241 - Issued	-	-	-	4,500,000
P.L. 2014, Ch. 145 - Issued	-	-	-	3,000,000
P.L. 2018, Ch. 47 - Issued	-	-	-	2,000,000
Fish and Wildlife Facilities	800,000	800,000	-	4,866,403
Federal Funds	600,000	600,000	-	3,600,000
RI Capital Plan Fund	200,000	200,000	-	1,266,403
Flood Prevention	-	-	-	3,000,000
P.L. 2014, Ch. 145 - Issued	-	-	-	3,000,000
Forest, Conservation, and Habitats	-	-	-	3,000,000
P.L. 2022 - Issued	-	-	-	1,600,000
P.L. 2022 - Unissued	-	-	-	1,400,000
Fort Adams Trust/Rehabilitation	500,000	500,000	-	5,139,433
RI Capital Plan Fund	500,000	500,000	-	5,139,433
Local Land Acquisition Grants	-	-	-	8,000,000
P.L. 2016, Ch. 142 - Issued	-	-	-	4,000,000
P.L. 2018, Ch. 47 - Issued	-	-	-	2,000,000
P.L. 2022 - Unissued	-	-	-	2,000,000

Schedule 4 - Projects by Funding Source

	Pre-FY 2024	FY 2024	FY 2025	FY 2026	FY 2027
Local Recreation Development Grants	15,687,271	5,260,198	2,503,105	549,426	3,000,000
G.O. New Referenda	-	-	-	-	1,500,000
P.L. 2012, Ch. 241 - Issued	5,258,534	241,466	-	-	-
P.L. 2014, Ch. 145 - Issued	3,573,865	400,000	26,135	-	-
P.L. 2016, Ch. 142 - Issued	4,854,483	81,743	36,228	27,546	-
P.L. 2018, Ch. 47 - Issued	1,900,389	1,631,989	945,742	21,880	-
P.L. 2018, Ch. 47 - Unissued	-	-	500,000	-	-
P.L. 2020, Ch. 80 - Issued	100,000	2,905,000	-	-	-
P.L. 2020, Ch. 80 - Unissued	-	-	995,000	-	-
P.L. 2022 - Unissued	-	-	-	500,000	1,500,000
Marine Infrastructure/Pier Development	2,099,999	3,250,000	3,250,000	-	-
Federal Emergency Management Agency	-	2,600,000	2,600,000	-	-
RI Capital Plan Fund	2,099,999	650,000	650,000	-	-
Narragansett Bay and Watershed Restoration	10,680,371	1,147,666	671,963	1,000,000	1,000,000
P.L. 2004, Ch. 595 - Issued	7,951,847	548,153	-	-	-
P.L. 2012, Ch. 241 - Issued	2,728,524	599,513	671,963	-	-
P.L. 2022 - Unissued	-	-	-	1,000,000	1,000,000
Natural and Working Lands	6,512	493,488	1,250,000	1,250,000	-
P.L. 2020, Ch. 80 - Issued	6,512	493,488	-	-	-
P.L. 2020, Ch. 80 - Unissued	-	-	1,250,000	1,250,000	-
Natural Resources Offices & Visitor's Center	818,931	500,000	550,000	8,286,709	8,836,709
Federal Funds	-	250,000	300,000	6,450,000	7,000,000
RI Capital Plan Fund	818,931	250,000	250,000	1,836,709	1,836,709
Newport Cliff Walk	-	-	-	8,000,000	-
G.O. New Referenda	-	-	-	8,000,000	-
Newport Piers/Building Project	378,399	500,000	500,000	500,000	500,000
RI Capital Plan Fund	378,399	500,000	500,000	500,000	500,000
Port of Galilee	17,622,613	10,823,702	11,500,000	16,500,000	14,113,820
RI Capital Plan Fund	17,622,613	10,823,702	11,500,000	16,500,000	14,113,820
Recreational Facility Improvements	23,467,869	5,164,780	32,514,496	13,400,000	11,338,551
Federal Funds	-	438,500	1,000,000	4,500,000	8,000,000
P.L. 2020, Ch. 80 - Issued	633,301	581,280	6,785,419	-	-
P.L. 2020, Ch. 80 - Unissued	-	-	19,000,000	6,000,000	-
RI Capital Plan Fund	22,834,568	4,145,000	5,729,077	2,900,000	3,338,551

Schedule 4 - Projects by Funding Source

	FY 2028	FY 2029	Post-FY2029	Total Capital
Local Recreation Development Grants	1,750,000	1,750,000	-	30,500,000
G.O. New Referenda	1,750,000	1,750,000	-	5,000,000
P.L. 2012, Ch. 241 - Issued	-	-	-	5,500,000
P.L. 2014, Ch. 145 - Issued	-	-	-	4,000,000
P.L. 2016, Ch. 142 - Issued	-	-	-	5,000,000
P.L. 2018, Ch. 47 - Issued	-	-	-	4,500,000
P.L. 2018, Ch. 47 - Unissued	-	-	-	500,000
P.L. 2020, Ch. 80 - Issued	-	-	-	3,005,000
P.L. 2020, Ch. 80 - Unissued	-	-	-	995,000
P.L. 2022 - Unissued	-	-	-	2,000,000
Marine Infrastructure/Pier Development	-	-	-	8,599,999
Federal Emergency Management Agency	-	-	-	5,200,000
RI Capital Plan Fund	-	-	-	3,399,999
Narragansett Bay and Watershed Restoration	1,000,000	-	-	15,500,000
P.L. 2004, Ch. 595 - Issued	-	-	-	8,500,000
P.L. 2012, Ch. 241 - Issued	-	-	-	4,000,000
P.L. 2022 - Unissued	1,000,000	-	-	3,000,000
Natural and Working Lands	-	-	-	3,000,000
P.L. 2020, Ch. 80 - Issued	-	-	-	500,000
P.L. 2020, Ch. 80 - Unissued	-	-	-	2,500,000
Natural Resources Offices & Visitor's Center	-	-	-	18,992,349
Federal Funds	-	-	-	14,000,000
RI Capital Plan Fund	-	-	-	4,992,349
Newport Cliff Walk	-	-	-	8,000,000
G.O. New Referenda	-	-	-	8,000,000
Newport Piers/Building Project	-	-	-	2,378,399
RI Capital Plan Fund	-	-	-	2,378,399
Port of Galilee	2,800,000	-	-	73,360,135
RI Capital Plan Fund	2,800,000	-	-	73,360,135
Recreational Facility Improvements	9,260,000	2,750,000	-	97,895,696
Federal Funds	6,000,000	-	-	19,938,500
P.L. 2020, Ch. 80 - Issued	-	-	-	8,000,000
P.L. 2020, Ch. 80 - Unissued	-	-	-	25,000,000
RI Capital Plan Fund	3,260,000	2,750,000	-	44,957,196

Schedule 4 - Projects by Funding Source

	Pre-FY 2024	FY 2024	FY 2025	FY 2026	FY 2027
Roger Williams Park and Zoo	-	7,000,000	5,000,000	-	-
P.L. 2022 - Issued	-	7,000,000	-	-	-
P.L. 2022 - Unissued	-	-	5,000,000	-	-
State Bikeway Development	8,736,511	3,688,675	785,337	897,239	892,238
P.L. 2016, Ch. 142 - Issued	7,420,186	350,000	785,337	722,239	722,238
P.L. 2018, Ch. 47 - Issued	1,316,325	3,338,675	-	-	-
P.L. 2018, Ch. 47 - Unissued	-	-	-	175,000	170,000
State Land Acquisition - Open Space	6,036,787	453,852	1,859,361	1,150,000	-
P.L. 2012, Ch. 241 - Issued	2,343,244	45,500	111,256	-	-
P.L. 2016, Ch. 142 - Issued	3,693,543	58,352	248,105	-	-
P.L. 2022 - Issued	-	350,000	-	-	-
P.L. 2022 - Unissued	-	-	1,500,000	1,150,000	-
Stormwater Pollution Prevention	1,602,214	406,380	696,938	294,468	-
P.L. 2016, Ch. 142 - Issued	1,602,214	406,380	696,938	294,468	-
Wastewater Treatment Facility Resilience Improvements	3,241,558	1,270,948	487,494	-	-
P.L. 2018, Ch. 47 - Issued	3,241,558	1,270,948	487,494	-	-
Woonasquatucket River Watershed Council Grant	170,000	1,250,000	580,000	-	-
P.L. 2020, Ch. 80 - Issued	170,000	1,250,000	-	-	-
P.L. 2020, Ch. 80 - Unissued	-	-	580,000	-	-
<u>Coastal Resources Management Council</u>	8,091,296	5,979,952	250,507	109,222,820	2,250,000
Coastal and Estuary Habitat Restoration Trust	2,500,000	250,000	250,000	250,000	250,000
Restricted Receipt Funds	2,500,000	250,000	250,000	250,000	250,000
Confined Aquatic Dredged Material Disposal Cells	-	-	-	108,972,820	-
Certificates of Participation - UnIssued	-	-	-	20,000,000	-
Federal Funds	-	-	-	68,372,820	-
RI Capital Plan Fund	-	-	-	20,600,000	-
Dredging at Waterplace Park	3,369,541	5,629,952	507	-	-
P.L. 2018, Ch. 47 - Issued	2,999,493	-	507	-	-
P.L. 2020, Ch. 80 - Issued	370,048	5,629,952	-	-	-
Little Narragansett Bay Study	-	50,000	-	-	-
RI Capital Plan Fund	-	50,000	-	-	-
Pawcatuck Resiliency Elevation	-	50,000	-	-	-
RI Capital Plan Fund	-	50,000	-	-	-

Schedule 4 - Projects by Funding Source

	FY 2028	FY 2029	Post-FY2029	Total Capital
Roger Williams Park and Zoo	-	-	-	12,000,000
P.L. 2022 - Issued	-	-	-	7,000,000
P.L. 2022 - Unissued	-	-	-	5,000,000
State Bikeway Development	-	-	-	15,000,000
P.L. 2016, Ch. 142 - Issued	-	-	-	10,000,000
P.L. 2018, Ch. 47 - Issued	-	-	-	4,655,000
P.L. 2018, Ch. 47 - Unissued	-	-	-	345,000
State Land Acquisition - Open Space	-	-	-	9,500,000
P.L. 2012, Ch. 241 - Issued	-	-	-	2,500,000
P.L. 2016, Ch. 142 - Issued	-	-	-	4,000,000
P.L. 2022 - Issued	-	-	-	350,000
P.L. 2022 - Unissued	-	-	-	2,650,000
Stormwater Pollution Prevention	-	-	-	3,000,000
P.L. 2016, Ch. 142 - Issued	-	-	-	3,000,000
Wastewater Treatment Facility Resilience Improvements	-	-	-	5,000,000
P.L. 2018, Ch. 47 - Issued	-	-	-	5,000,000
Woonasquatucket River Watershed Council Grant	-	-	-	2,000,000
P.L. 2020, Ch. 80 - Issued	-	-	-	1,420,000
P.L. 2020, Ch. 80 - Unissued	-	-	-	580,000
<u>Coastal Resources Management Council</u>	250,000	250,000	250,000	126,544,575
Coastal and Estuary Habitat Restoration Trust	250,000	250,000	250,000	4,250,000
Restricted Receipt Funds	250,000	250,000	250,000	4,250,000
Confined Aquatic Dredged Material Disposal Cells	-	-	-	108,972,820
Certificates of Participation - UnIssued	-	-	-	20,000,000
Federal Funds	-	-	-	68,372,820
RI Capital Plan Fund	-	-	-	20,600,000
Dredging at Waterplace Park	-	-	-	9,000,000
P.L. 2018, Ch. 47 - Issued	-	-	-	3,000,000
P.L. 2020, Ch. 80 - Issued	-	-	-	6,000,000
Little Narragansett Bay Study	-	-	-	50,000
RI Capital Plan Fund	-	-	-	50,000
Pawcatuck Resiliency Elevation	-	-	-	50,000
RI Capital Plan Fund	-	-	-	50,000

Schedule 4 - Projects by Funding Source

	Pre-FY 2024	FY 2024	FY 2025	FY 2026	FY 2027
South Coast Restoration Project	2,221,755	-	-	-	2,000,000
RI Capital Plan Fund	2,221,755	-	-	-	2,000,000
<u>Narragansett Bay Commission</u>	477,270,381	226,823,198	221,047,987	130,746,538	69,786,400
Bucklin Point Resiliency Improvements	40,810,500	16,779,100	10,158,500	5,620,800	3,232,200
Other Funds	40,810,500	16,779,100	10,158,500	5,620,800	3,232,200
Combined Sewer Overflow Phase III A Facilities	421,431,100	184,702,600	165,679,700	77,336,700	26,614,300
Other Funds	421,431,100	184,702,600	165,679,700	77,336,700	26,614,300
Combined Sewer Overflow Phase III B-D Facilities	-	-	-	-	-
Other Funds	-	-	-	-	-
Field's Point Resiliency Improvements	8,705,300	9,159,200	27,370,100	37,064,225	24,696,700
Other Funds	8,705,300	9,159,200	27,370,100	37,064,225	24,696,700
Infrastructure Management	1,261,300	1,845,500	1,626,987	1,161,013	260,700
Other Funds	1,261,300	1,845,500	1,626,987	1,161,013	260,700
Interceptor Inspection and Cleaning	-	500,000	500,000	500,000	500,000
Other Funds	-	500,000	500,000	500,000	500,000
Interceptor Repair and Construction	2,082,582	960,598	2,232,700	1,499,600	1,500,000
Other Funds	2,082,582	960,598	2,232,700	1,499,600	1,500,000
Sewer System Improvements	839,900	1,680,800	4,167,000	5,335,400	11,114,000
Other Funds	839,900	1,680,800	4,167,000	5,335,400	11,114,000
Wastewater Treatment Facilities	2,139,699	11,195,400	9,313,000	2,228,800	1,868,500
Other Funds	2,139,699	11,195,400	9,313,000	2,228,800	1,868,500
<u>Rhode Island Resource Recovery Corporation</u>	106,544,567	16,100,661	4,465,000	11,345,000	31,310,556
Main Scale Replacement	-	-	650,000	650,000	-
RRC Operating Funds	-	-	650,000	650,000	-
Material Recycling Facility Construction	-	-	-	7,500,000	27,500,000
RRC Operating Funds	-	-	-	7,500,000	27,500,000
Material Recycling Facility Design	-	-	1,000,000	600,000	700,000
Other Funds	-	-	1,000,000	600,000	700,000
Material Recycling Facility Roof	-	100,000	100,000	50,000	50,000
Other Funds	-	100,000	100,000	50,000	50,000
Materials Operating Facility Building Improvements	-	455,000	380,000	380,000	355,000
RRC Operating Funds	-	455,000	380,000	380,000	355,000

Schedule 4 - Projects by Funding Source

	FY 2028	FY 2029	Post-FY2029	Total Capital
South Coast Restoration Project	-	-	-	4,221,755
RI Capital Plan Fund	-	-	-	4,221,755
<u>Narragansett Bay Commission</u>	21,118,300	11,800,900	514,955,495	1,673,549,199
Bucklin Point Resiliency Improvements	-	-	-	76,601,100
Other Funds	-	-	-	76,601,100
Combined Sewer Overflow Phase III A Facilities	13,683,000	684,900	-	890,132,300
Other Funds	13,683,000	684,900	-	890,132,300
Combined Sewer Overflow Phase III B-D Facilities	-	5,423,400	491,147,945	496,571,345
Other Funds	-	5,423,400	491,147,945	496,571,345
Field's Point Resiliency Improvements	4,904,300	-	-	111,899,825
Other Funds	4,904,300	-	-	111,899,825
Infrastructure Management	18,000	-	-	6,173,500
Other Funds	18,000	-	-	6,173,500
Interceptor Inspection and Cleaning	500,000	500,000	500,000	3,500,000
Other Funds	500,000	500,000	500,000	3,500,000
Interceptor Repair and Construction	1,500,000	4,268,000	5,193,000	19,236,480
Other Funds	1,500,000	4,268,000	5,193,000	19,236,480
Sewer System Improvements	13,000	424,600	17,614,550	41,189,250
Other Funds	13,000	424,600	17,614,550	41,189,250
Wastewater Treatment Facilities	500,000	500,000	500,000	28,245,399
Other Funds	500,000	500,000	500,000	28,245,399
<u>Rhode Island Resource Recovery Corporation</u>	27,410,000	500,000	16,801,900	214,477,684
Main Scale Replacement	-	-	-	1,300,000
RRC Operating Funds	-	-	-	1,300,000
Material Recycling Facility Construction	20,000,000	-	-	55,000,000
RRC Operating Funds	20,000,000	-	-	55,000,000
Material Recycling Facility Design	700,000	-	-	3,000,000
Other Funds	700,000	-	-	3,000,000
Material Recycling Facility Roof	-	-	-	300,000
Other Funds	-	-	-	300,000
Materials Operating Facility Building Improvements	210,000	-	-	1,780,000
RRC Operating Funds	210,000	-	-	1,780,000

Schedule 4 - Projects by Funding Source

	Pre-FY 2024	FY 2024	FY 2025	FY 2026	FY 2027
Phase VI Construction	106,544,567	15,545,661	2,335,000	2,165,000	2,705,556
RRC Operating Funds	106,544,567	15,545,661	2,335,000	2,165,000	2,705,556
<u>Rhode Island Infrastructure Bank</u>	1,030,097,100	218,915,923	178,987,364	195,578,933	190,757,421
Clean Energy Fund	-	12,500,000	18,000,000	18,000,000	18,000,000
Other Funds	-	5,000,000	15,000,000	15,000,000	15,000,000
Revenue Bonds	-	7,500,000	3,000,000	2,900,000	2,900,000
Revolved Capitalization Grants	-	-	-	100,000	100,000
Clean Water State Revolving Fund	395,111,000	70,000,000	60,000,000	55,000,001	60,000,001
Environmental Protection Agency - Federal	162,265,000	22,816,561	24,276,655	25,733,443	25,898,355
General Revenue	2,749,000	3,010,996	4,728,931	5,020,289	5,053,271
Revenue Bonds	-	32,172,443	18,994,414	12,246,269	17,048,375
Revolved Capitalization Grants	230,097,000	12,000,000	12,000,000	12,000,000	12,000,000
Drinking Water State Revolving Fund	513,609,800	100,803,356	74,337,364	77,928,932	78,107,420
Environmental Protection Agency - Federal	192,859,000	64,245,491	66,331,120	68,409,944	68,558,684
General Revenue	3,200,800	3,557,865	5,006,244	6,518,988	6,548,736
Revenue Bonds	256,294,000	30,000,000	-	-	-
Revolved Capitalization Grants	61,256,000	3,000,000	3,000,000	3,000,000	3,000,000
Municipal Resiliency	-	16,000,000	-	10,000,000	-
G.O. New Referenda	-	-	-	10,000,000	-
P.L. 2022 - Issued	-	16,000,000	-	-	-
Municipal Road and Bridge Revolving Fund	101,376,300	6,962,567	8,000,000	16,000,000	16,000,000
Bond Premiums	68,026,300	962,567	2,000,000	-	-
Other Funds	-	-	-	10,000,000	10,000,000
Revenue Bonds	27,000,000	4,000,000	4,000,000	4,000,000	4,000,000
Revolved Capitalization Grants	6,350,000	2,000,000	2,000,000	2,000,000	2,000,000
RI Efficient Buildings Fund	18,500,000	6,500,000	17,500,000	17,500,000	17,500,000
Other Funds	10,000,000	-	10,000,000	10,000,000	10,000,000
Revenue Bonds	4,000,000	5,000,000	6,000,000	6,000,000	6,000,000
Revolved Capitalization Grants	4,500,000	1,500,000	1,500,000	1,500,000	1,500,000
RI Water Pollution Control Revolving Fund	-	150,000	150,000	150,000	150,000
Interest Earnings	-	50,000	50,000	50,000	50,000
Revolved Capitalization Grants	-	100,000	100,000	100,000	100,000
RI Water Quality Protection Charge Fund	1,500,000	1,000,000	1,000,000	1,000,000	1,000,000
Agency Funds	1,500,000	1,000,000	1,000,000	1,000,000	1,000,000
Small Business Green Energy Loan Program	-	5,000,000	-	-	-
P.L. 2022 - Issued	-	5,000,000	-	-	-

Schedule 4 - Projects by Funding Source

	FY 2028	FY 2029	Post-FY2029	Total Capital
Phase VI Construction	6,500,000	500,000	16,801,900	153,097,684
RRC Operating Funds	6,500,000	500,000	16,801,900	153,097,684
<u>Rhode Island Infrastructure Bank</u>	144,650,000	148,530,000	-	2,107,516,741
Clean Energy Fund	18,000,000	18,000,000	-	102,500,000
Other Funds	15,000,000	15,000,000	-	80,000,000
Revenue Bonds	2,900,000	2,900,000	-	22,100,000
Revolved Capitalization Grants	100,000	100,000	-	400,000
Clean Water State Revolving Fund	60,000,000	62,520,000	-	762,631,002
Environmental Protection Agency - Federal	12,200,000	12,400,000	-	285,590,014
General Revenue	2,440,000	-	-	23,002,487
Revenue Bonds	33,360,000	38,120,000	-	151,941,501
Revolved Capitalization Grants	12,000,000	12,000,000	-	302,097,000
Drinking Water State Revolving Fund	32,000,000	33,360,000	-	910,146,872
Environmental Protection Agency - Federal	12,900,000	13,200,000	-	486,504,239
General Revenue	2,580,000	-	-	27,412,633
Revenue Bonds	13,520,000	17,160,000	-	316,974,000
Revolved Capitalization Grants	3,000,000	3,000,000	-	79,256,000
Municipal Resiliency	-	-	-	26,000,000
G.O. New Referenda	-	-	-	10,000,000
P.L. 2022 - Issued	-	-	-	16,000,000
Municipal Road and Bridge Revolving Fund	16,000,000	16,000,000	-	180,338,867
Bond Premiums	-	-	-	70,988,867
Other Funds	10,000,000	10,000,000	-	40,000,000
Revenue Bonds	4,000,000	4,000,000	-	51,000,000
Revolved Capitalization Grants	2,000,000	2,000,000	-	18,350,000
RI Efficient Buildings Fund	17,500,000	17,500,000	-	112,500,000
Other Funds	10,000,000	10,000,000	-	60,000,000
Revenue Bonds	6,000,000	6,000,000	-	39,000,000
Revolved Capitalization Grants	1,500,000	1,500,000	-	13,500,000
RI Water Pollution Control Revolving Fund	150,000	150,000	-	900,000
Interest Earnings	50,000	50,000	-	300,000
Revolved Capitalization Grants	100,000	100,000	-	600,000
RI Water Quality Protection Charge Fund	1,000,000	1,000,000	-	7,500,000
Agency Funds	1,000,000	1,000,000	-	7,500,000
Small Business Green Energy Loan Program	-	-	-	5,000,000
P.L. 2022 - Issued	-	-	-	5,000,000

Schedule 4 - Projects by Funding Source

	Pre-FY 2024	FY 2024	FY 2025	FY 2026	FY 2027
Transportation	3,509,727,874	1,140,759,232	1,178,840,777	1,165,312,199	1,029,150,211
<u>Department of Transportation</u>	3,253,537,527	895,029,829	922,472,857	933,574,250	860,433,157
Bike Path Asset Protection	758,103	441,897	400,000	400,000	400,000
RI Capital Plan Fund	758,103	441,897	400,000	400,000	400,000
Fixed Guideway (Commuter Rail)	31,897,000	4,981,292	4,916,991	5,437,365	6,165,736
Federal Highway Administration	-	775,931	585,469	975,898	1,570,425
Federal Transit Administration	31,897,000	4,205,361	4,331,522	4,461,467	4,595,311
Highway Improvement Program	3,022,857,117	828,069,300	865,106,060	882,429,000	810,071,250
Federal Highway Administration	2,325,229,000	507,660,000	510,270,000	750,308,000	681,428,000
Federal Highway Funds - Debt Service	312,227,000	65,813,000	62,434,000	62,431,000	62,433,250
GARVEE Bonds	67,750,000	63,250,000	69,000,000	-	-
Land Sale Revenue	23,423,000	4,000,000	4,000,000	4,000,000	4,000,000
P.L. 2020, Ch. 80 - Issued	-	-	67,000,000	-	-
P.L. 2020, Ch. 80 - Unissued	-	-	-	4,700,000	-
RI Capital Plan Fund	294,228,117	163,406,300	121,102,060	27,200,000	27,200,000
Vehicle Registration Fees	-	23,940,000	31,300,000	33,790,000	35,010,000
Information Technology Investment Strategy	9,672,868	3,356,856	3,368,891	2,989,348	2,819,370
Federal Highway Administration	2,382,972	655,365	517,279	373,432	328,422
Gas Tax	4,289,866	1,464,695	1,611,784	1,373,182	1,219,238
Land Sale Revenue	2,458,287	1,072,955	1,110,508	1,149,376	1,189,604
Transportation Soft Match	541,743	163,841	129,320	93,358	82,106
Maintenance - Capital Equipment Replacement	41,158,000	11,623,429	8,800,000	8,800,000	8,800,000
Gas Tax	26,838,000	7,000,000	7,000,000	7,000,000	7,000,000
RI Capital Plan Fund	14,320,000	4,623,429	1,800,000	1,800,000	1,800,000
Maintenance Facility Improvements	3,872,000	803,768	500,000	859,756	500,000
RI Capital Plan Fund	3,872,000	803,768	500,000	859,756	500,000
Mass Transit Hub Infrastructure	10,783,572	13,533,942	10,682,486	-	-
P.L. 2014, Ch. 145 - Issued	10,783,572	13,533,942	10,682,486	-	-
Non-Maintenance - Capital Equipment	2,025,416	589,500	772,844	708,781	726,801
Gas Tax	2,025,416	589,500	772,844	708,781	726,801
Pawtucket-Central Falls Train Station	-	3,500,000	-	-	-
Vehicle Registration Fees	-	3,500,000	-	-	-
Salt Storage Facilities	6,374,000	630,384	1,150,000	1,150,000	1,150,000
Gas Tax	-	135,000	-	-	-
RI Capital Plan Fund	6,374,000	495,384	1,150,000	1,150,000	1,150,000

Schedule 4 - Projects by Funding Source

	FY 2028	FY 2029	Post-FY2029	Total Capital
Transportation	787,981,104	648,680,229	118,586,017	9,579,037,643
<u>Department of Transportation</u>	707,690,109	576,232,348	36,702,055	8,185,672,132
Bike Path Asset Protection	400,000	400,000	408,795	3,608,795
RI Capital Plan Fund	400,000	400,000	408,795	3,608,795
Fixed Guideway (Commuter Rail)	6,590,709	6,583,630	6,782,267	73,354,990
Federal Highway Administration	1,857,538	1,708,464	1,760,846	9,234,571
Federal Transit Administration	4,733,171	4,875,166	5,021,421	64,120,419
Highway Improvement Program	655,649,000	525,349,000	-	7,589,530,727
Federal Highway Administration	527,238,000	396,938,000	-	5,699,071,000
Federal Highway Funds - Debt Service	62,431,000	62,431,000	-	690,200,250
GARVEE Bonds	-	-	-	200,000,000
Land Sale Revenue	4,000,000	4,000,000	-	47,423,000
P.L. 2020, Ch. 80 - Issued	-	-	-	67,000,000
P.L. 2020, Ch. 80 - Unissued	-	-	-	4,700,000
RI Capital Plan Fund	27,200,000	27,200,000	-	687,536,477
Vehicle Registration Fees	34,780,000	34,780,000	-	193,600,000
Information Technology Investment Strategy	2,824,248	2,881,046	-	27,912,627
Federal Highway Administration	291,517	294,720	-	4,843,707
Gas Tax	1,228,611	1,238,312	-	12,425,688
Land Sale Revenue	1,231,241	1,274,334	-	9,486,305
Transportation Soft Match	72,879	73,680	-	1,156,927
Maintenance - Capital Equipment Replacement	8,800,000	8,800,000	-	96,781,429
Gas Tax	7,000,000	7,000,000	-	68,838,000
RI Capital Plan Fund	1,800,000	1,800,000	-	27,943,429
Maintenance Facility Improvements	1,375,000	500,000	-	8,410,524
RI Capital Plan Fund	1,375,000	500,000	-	8,410,524
Mass Transit Hub Infrastructure	-	-	-	35,000,000
P.L. 2014, Ch. 145 - Issued	-	-	-	35,000,000
Non-Maintenance - Capital Equipment	701,152	718,672	-	6,243,166
Gas Tax	701,152	718,672	-	6,243,166
Pawtucket-Central Falls Train Station	-	-	-	3,500,000
Vehicle Registration Fees	-	-	-	3,500,000
Salt Storage Facilities	1,500,000	1,500,000	-	13,454,384
Gas Tax	-	-	-	135,000
RI Capital Plan Fund	1,500,000	1,500,000	-	13,319,384

Schedule 4 - Projects by Funding Source

	Pre-FY 2024	FY 2024	FY 2025	FY 2026	FY 2027
State Funded Capital Improvements	122,129,000	26,000,000	26,000,000	30,000,000	29,000,000
Vehicle Registration Fees	122,129,000	26,000,000	26,000,000	30,000,000	29,000,000
Train Station Asset Protection	1,783,000	927,647	475,585	500,000	500,000
RI Capital Plan Fund	1,783,000	927,647	475,585	500,000	500,000
Welcome Center Improvements	227,451	571,814	300,000	300,000	300,000
Gas Tax	-	200,000	150,000	150,000	150,000
RI Capital Plan Fund	227,451	371,814	150,000	150,000	150,000
<u>Rhode Island Airport Corporation</u>	14,137,399	93,779,324	93,745,576	81,766,431	39,965,000
General Aviation Airports	9,558,400	52,709,831	20,731,776	2,978,631	25,000,000
Agency Funds	-	490,500	-	-	-
Federal Aviation Administration/TSA	4,213,626	27,101,760	11,749,824	1,611,509	11,475,000
Other Funds	5,110,866	23,981,706	8,393,574	1,299,059	13,525,000
Passenger Facility Charge	233,908	1,135,865	588,378	68,063	-
RI T. F. Green International Airport	4,578,999	41,069,493	73,013,800	78,787,800	14,965,000
Agency Funds	5,084	4,968,499	-	-	-
Federal Aviation Administration/TSA	2,427,618	24,528,369	33,795,432	41,691,986	13,306,500
Other Funds	1,670,445	6,398,094	29,763,371	29,463,371	-
Passenger Facility Charge	475,852	5,174,531	9,454,997	7,632,443	1,658,500
<u>Rhode Island Public Transit Authority</u>	241,982,948	115,796,079	109,388,344	79,342,518	68,200,054
Bus Purchases	129,034,155	22,933,868	29,149,548	29,518,047	23,773,338
Agency Funds	4,512,867	-	-	-	-
Federal Stimulus Funding	21,788,005	-	-	-	-
Federal Transit Administration	86,778,685	18,347,094	24,310,125	24,814,438	19,018,671
RIPTA Operating Funds	8,684,503	4,586,774	4,839,423	-	-
State Fleet Replacement Fund	4,200,000	-	-	-	-
Vehicle Registration Fees	3,070,095	-	-	4,703,609	4,754,667
College Hill Bus Tunnel	947,240	8,679,321	8,207,968	-	-
Federal Transit Administration	757,792	6,943,457	8,207,968	-	-
RI Capital Plan Fund	189,448	-	-	-	-
RIPTA Operating Funds	-	1,735,864	-	-	-
Enterprise Software Solution	1,083,070	500,000	2,000,000	-	-
Federal Transit Administration	866,456	400,000	1,600,000	-	-
RIPTA Revolving Loan Fund	216,614	100,000	400,000	-	-
Farebox Upgrade	6,233,890	150,976	-	-	-
Federal Transit Administration	4,987,112	120,781	-	-	-
RIPTA Revolving Loan Fund	1,246,778	30,195	-	-	-

Schedule 4 - Projects by Funding Source

	FY 2028	FY 2029	Post-FY2029	Total Capital
State Funded Capital Improvements	29,000,000	29,000,000	29,000,000	320,129,000
Vehicle Registration Fees	29,000,000	29,000,000	29,000,000	320,129,000
Train Station Asset Protection	500,000	500,000	510,993	5,697,225
RI Capital Plan Fund	500,000	500,000	510,993	5,697,225
Welcome Center Improvements	350,000	-	-	2,049,265
Gas Tax	200,000	-	-	850,000
RI Capital Plan Fund	150,000	-	-	1,199,265
<u>Rhode Island Airport Corporation</u>	2,000,000	-	-	325,393,730
General Aviation Airports	-	-	-	110,978,638
Agency Funds	-	-	-	490,500
Federal Aviation Administration/TSA	-	-	-	56,151,719
Other Funds	-	-	-	52,310,205
Passenger Facility Charge	-	-	-	2,026,214
RI T. F. Green International Airport	2,000,000	-	-	214,415,092
Agency Funds	-	-	-	4,973,583
Federal Aviation Administration/TSA	-	-	-	115,749,905
Other Funds	-	-	-	67,295,281
Passenger Facility Charge	2,000,000	-	-	26,396,323
<u>Rhode Island Public Transit Authority</u>	62,442,995	62,927,881	58,313,962	798,394,781
Bus Purchases	24,016,006	24,223,507	25,434,682	308,083,151
Agency Funds	-	-	-	4,512,867
Federal Stimulus Funding	-	-	-	21,788,005
Federal Transit Administration	19,212,805	19,378,806	20,347,746	232,208,370
RIPTA Operating Funds	-	-	-	18,110,700
State Fleet Replacement Fund	-	-	-	4,200,000
Vehicle Registration Fees	4,803,201	4,844,701	5,086,936	27,263,209
College Hill Bus Tunnel	-	-	-	17,834,529
Federal Transit Administration	-	-	-	15,909,217
RI Capital Plan Fund	-	-	-	189,448
RIPTA Operating Funds	-	-	-	1,735,864
Enterprise Software Solution	-	-	-	3,583,070
Federal Transit Administration	-	-	-	2,866,456
RIPTA Revolving Loan Fund	-	-	-	716,614
Farebox Upgrade	-	-	-	6,384,866
Federal Transit Administration	-	-	-	5,107,893
RIPTA Revolving Loan Fund	-	-	-	1,276,973

Schedule 4 - Projects by Funding Source

	Pre-FY 2024	FY 2024	FY 2025	FY 2026	FY 2027
Land and Buildings Enhancements	80,534,713	68,810,262	61,722,449	46,781,165	41,679,280
Federal Transit Administration	76,736,877	57,636,008	50,508,048	42,219,280	41,179,280
Other Funds	-	683,567	-	-	-
RI Capital Plan Fund	3,136,563	10,490,687	11,214,401	4,561,885	500,000
RIPTA Capital Funds	481,045	-	-	-	-
RIPTA Operating Funds	180,228	-	-	-	-
Paratransit Vehicles	18,325,038	4,564,114	-	2,415,329	2,747,436
Federal Transit Administration	14,660,030	3,651,291	-	1,932,263	2,197,949
Paratransit Revolving Fund	3,665,008	912,823	-	483,066	549,487
Pawtucket Bus Hub Passenger Facility	-	1,689,216	3,424,529	627,977	-
Federal Transit Administration	-	468,973	-	-	-
RI Capital Plan Fund	-	1,220,243	3,424,529	627,977	-
Providence High-Capacity Transit Corridor Study	-	1,425,000	-	-	-
Federal Transit Administration	-	1,200,000	-	-	-
RI Capital Plan Fund	-	225,000	-	-	-
Redundancy	31,328	860,000	1,000,000	-	-
Federal Emergency Management Agency	31,328	-	-	-	-
Federal Transit Administration	-	688,000	800,000	-	-
RIPTA Revolving Loan Fund	-	172,000	200,000	-	-
RIPTA - Dorrance Street Transit Center	-	-	-	-	-
Offset to Avoid Double Counting	-	(10,682,486)	(10,682,486)	-	-
P.L. 2014, Ch. 145 - Issued	-	10,682,486	10,682,486	-	-
RIPTA Pawtucket Bus Hub and Transit Corridor	5,462,325	266,225	-	-	-
Federal Transit Administration	4,369,860	212,980	-	-	-
Local Funds	1,092,465	53,245	-	-	-
URI Mobility Hub	-	4,850,000	3,883,850	-	-
Federal Transit Administration	-	4,000,000	3,372,469	-	-
RI Capital Plan Fund	-	850,000	-	-	-
Vehicle Registration Fees	-	-	511,381	-	-
Warwick Bus Hub	331,189	1,067,097	-	-	-
Federal Transit Administration	98,287	1,040,000	-	-	-
RI Capital Plan Fund	232,902	27,097	-	-	-
<u>Rhode Island Turnpike and Bridge Authority</u>	70,000	36,154,000	53,234,000	70,629,000	60,552,000
Administrative Facilities Asset Protection	70,000	125,000	68,000	423,000	-
Revenue Bonds	70,000	125,000	68,000	423,000	-

Schedule 4 - Projects by Funding Source

	FY 2028	FY 2029	Post-FY2029	Total Capital
Land and Buildings Enhancements	32,879,280	32,879,280	32,879,280	398,165,709
Federal Transit Administration	32,379,280	32,379,280	32,379,280	365,417,333
Other Funds	-	-	-	683,567
RI Capital Plan Fund	500,000	500,000	500,000	31,403,536
RIPTA Capital Funds	-	-	-	481,045
RIPTA Operating Funds	-	-	-	180,228
Paratransit Vehicles	5,547,709	5,825,094	-	39,424,720
Federal Transit Administration	4,438,167	4,660,075	-	31,539,775
Paratransit Revolving Fund	1,109,542	1,165,019	-	7,884,945
Pawtucket Bus Hub Passenger Facility	-	-	-	5,741,722
Federal Transit Administration	-	-	-	468,973
RI Capital Plan Fund	-	-	-	5,272,749
Providence High-Capacity Transit Corridor Study	-	-	-	1,425,000
Federal Transit Administration	-	-	-	1,200,000
RI Capital Plan Fund	-	-	-	225,000
Redundancy	-	-	-	1,891,328
Federal Emergency Management Agency	-	-	-	31,328
Federal Transit Administration	-	-	-	1,488,000
RIPTA Revolving Loan Fund	-	-	-	372,000
RIPTA - Dorrance Street Transit Center	-	-	-	-
Offset to Avoid Double Counting	-	-	-	(21,364,972)
P.L. 2014, Ch. 145 - Issued	-	-	-	21,364,972
RIPTA Pawtucket Bus Hub and Transit Corridor	-	-	-	5,728,550
Federal Transit Administration	-	-	-	4,582,840
Local Funds	-	-	-	1,145,710
URI Mobility Hub	-	-	-	8,733,850
Federal Transit Administration	-	-	-	7,372,469
RI Capital Plan Fund	-	-	-	850,000
Vehicle Registration Fees	-	-	-	511,381
Warwick Bus Hub	-	-	-	1,398,286
Federal Transit Administration	-	-	-	1,138,287
RI Capital Plan Fund	-	-	-	259,999
<u>Rhode Island Turnpike and Bridge Authority</u>	15,848,000	9,520,000	23,570,000	269,577,000
Administrative Facilities Asset Protection	28,000	-	228,000	942,000
Revenue Bonds	28,000	-	228,000	942,000

Schedule 4 - Projects by Funding Source

	Pre-FY 2024	FY 2024	FY 2025	FY 2026	FY 2027
Jamestown Verazzano Bridge	-	752,000	1,659,000	1,785,000	100,000
Revenue Bonds	-	752,000	1,659,000	1,785,000	100,000
Minor Bridges	-	-	95,000	1,175,000	382,000
Revenue Bonds	-	-	95,000	1,175,000	382,000
Mount Hope Bridge	-	12,421,000	20,050,000	13,513,000	15,824,000
Revenue Bonds	-	12,421,000	20,050,000	13,513,000	15,824,000
Newport Pell Bridge	-	22,066,000	30,870,000	50,644,000	43,796,000
Revenue Bonds	-	22,066,000	30,870,000	50,644,000	43,796,000
Route 138 Connector	-	-	174,000	2,657,000	234,000
Turnpike and Bridge Authority Revenue Bonds	-	-	174,000	2,657,000	234,000
Sakonnet River Bridge	-	790,000	318,000	432,000	216,000
Revenue Bonds	-	790,000	318,000	432,000	216,000
Totals	6,487,845,965	2,589,289,027	2,518,370,495	2,386,050,486	1,904,762,972

Schedule 4 - Projects by Funding Source

	FY 2028	FY 2029	Post-FY2029	Total Capital
Jamestown Verazzano Bridge	306,000	2,043,000	6,289,000	12,934,000
Revenue Bonds	306,000	2,043,000	6,289,000	12,934,000
Minor Bridges	1,439,000	139,000	78,000	3,308,000
Revenue Bonds	1,439,000	139,000	78,000	3,308,000
Mount Hope Bridge	4,439,000	5,933,000	14,614,000	86,794,000
Revenue Bonds	4,439,000	5,933,000	14,614,000	86,794,000
Newport Pell Bridge	8,507,000	1,182,000	1,676,000	158,741,000
Revenue Bonds	8,507,000	1,182,000	1,676,000	158,741,000
Route 138 Connector	336,000	-	-	3,401,000
Turnpike and Bridge Authority Revenue Bonds	336,000	-	-	3,401,000
Sakonnet River Bridge	793,000	223,000	685,000	3,457,000
Revenue Bonds	793,000	223,000	685,000	3,457,000
Totals	1,364,796,279	987,646,179	728,198,632	18,966,960,035

Schedule 5 - Rhode Island Capital Plan Fund Projects

	Pre-FY 2024	FY 2024	FY 2025	FY 2026	FY 2027
General Government					
Department of Administration	188,583,783	131,093,886	125,336,759	92,851,740	102,574,439
Department of Business Regulation	-	5,715,000	1,941,000	675,000	-
Executive Office of Commerce	3,977,056	963,819	8,396,180	3,200,000	3,200,000
Department of Revenue	492,511	850,000	-	-	-
Secretary of State	-	-	3,757,444	3,901,863	2,340,693
Subtotal: General Government	193,053,350	138,622,705	139,431,383	100,628,603	108,115,132
Health and Human Services					
Department of Children, Youth, and Families	2,473,151	15,250,000	15,250,000	15,250,000	250,000
Department of Health	1,585,365	8,989	4,021,762	8,763,883	400,000
Behavioral Healthcare, Developmental Disabilities	3,750,380	469,544	500,000	300,000	300,000
Department of Human Services	-	1,517,456	1,175,000	2,015,000	1,940,000
Subtotal: Health and Human Services	7,808,896	17,245,989	20,946,762	26,328,883	2,890,000
Education					
Elementary and Secondary Education	5,367,195	14,169,714	32,967,648	3,650,000	900,000
Office of the Postsecondary Commissioner	1,150,152	40,000	1,220,000	150,000	1,000,000
University of Rhode Island	96,423,159	38,541,344	51,296,191	103,570,675	32,193,321
Rhode Island College	60,756,729	31,292,731	21,960,000	13,125,000	28,200,000
Community College of Rhode Island	43,459,166	18,991,621	28,319,452	31,909,452	15,273,770
Rhode Island Atomic Energy Commission	467,805	50,000	50,000	50,000	50,000
Subtotal: Education	207,624,206	103,085,410	135,813,291	152,455,127	77,617,091
Public Safety					
Office of Attorney General	956,326	2,040,000	150,000	2,525,000	1,150,000
Department of Corrections	52,760,234	13,804,593	31,226,325	21,791,748	4,100,000
Judiciary	22,720,190	6,026,122	4,375,000	3,625,000	3,875,000
Military Staff	6,033,901	3,821,909	11,433,991	3,034,098	1,301,316
Rhode Island Emergency Management Agency	896,783	5,728,648	220,000	40,000	15,000
Department of Public Safety	6,738,328	8,278,447	23,620,048	15,970,048	1,975,000
Subtotal: Public Safety	90,105,762	39,699,719	71,025,364	46,985,894	12,416,316
Natural Resources					
Department of Environmental Management	55,637,387	17,908,123	30,065,077	30,001,709	23,504,080
Coastal Resources Management Council	2,221,755	100,000	-	20,600,000	2,000,000
Subtotal: Natural Resources	57,859,142	18,008,123	30,065,077	50,601,709	25,504,080
Transportation					
Department of Transportation	321,562,671	171,070,239	125,577,645	32,059,756	31,700,000
Rhode Island Public Transit Authority	3,558,913	12,813,027	14,638,930	5,189,862	500,000
Subtotal: Transportation	325,121,584	183,883,266	140,216,575	37,249,618	32,200,000
Totals	881,572,940	500,545,212	537,498,452	414,249,834	258,742,619

Schedule 5 - Rhode Island Capital Plan Fund Projects

	FY 2028	FY 2029	Post-FY 2029	Total Capital
General Government				
Department of Administration	87,820,656	94,147,740	26,966,349	849,375,352
Department of Business Regulation	-	-	-	8,331,000
Executive Office of Commerce	700,000	-	-	20,437,055
Department of Revenue	-	-	-	1,342,511
Secretary of State	-	-	-	10,000,000
Subtotal: General Government	88,520,656	94,147,740	26,966,349	889,485,918
Health and Human Services				
Department of Children, Youth, and Families	250,000	250,000	255,497	49,228,648
Department of Health	400,000	400,000	-	15,579,999
Behavioral Healthcare, Developmental Disabilities	300,000	300,000	306,596	6,226,520
Department of Human Services	1,990,000	915,000	810,993	10,363,449
Subtotal: Health and Human Services	2,940,000	1,865,000	1,373,086	81,398,616
Education				
Elementary and Secondary Education	905,000	1,121,600	1,095,160	60,176,317
Office of the Postsecondary Commissioner	-	-	-	3,560,152
University of Rhode Island	15,528,074	15,885,220	16,234,477	369,672,461
Rhode Island College	12,082,000	12,300,000	6,515,162	186,231,622
Community College of Rhode Island	4,780,000	2,870,000	2,933,101	148,536,562
Rhode Island Atomic Energy Commission	50,000	50,000	51,099	818,904
Subtotal: Education	33,345,074	32,226,820	26,828,999	768,996,018
Public Safety				
Office of Attorney General	900,000	150,000	153,298	8,024,624
Department of Corrections	4,100,000	4,100,000	4,190,144	136,073,044
Judiciary	4,350,000	4,045,000	1,532,979	50,549,291
Military Staff	863,505	1,357,288	1,387,130	29,233,138
Rhode Island Emergency Management Agency	15,000	-	-	6,915,431
Department of Public Safety	435,000	450,000	306,596	57,773,467
Subtotal: Public Safety	10,663,505	10,102,288	7,570,147	288,568,995
Natural Resources				
Department of Environmental Management	8,540,000	5,230,000	4,781,819	175,668,195
Coastal Resources Management Council	-	-	-	24,921,755
Subtotal: Natural Resources	8,540,000	5,230,000	4,781,819	200,589,950
Transportation				
Department of Transportation	32,925,000	31,900,000	919,788	747,715,099
Rhode Island Public Transit Authority	500,000	500,000	500,000	38,200,732
Subtotal: Transportation	33,425,000	32,400,000	1,419,788	785,915,831
Totals	177,434,235	175,971,848	68,940,188	3,014,955,328

Large Systems Initiative Fund

FY 2024 Revised - FY 2029

Planned Expenditures

Project Name	Pre-2024	FY 2024 Revised	FY 2025	FY 2026	FY 2027	FY 2028	FY 2029	Total
Enterprise Resource Planning (ERP)	9,773,840	14,960,790	23,323,514	1,941,856				79,800,000
WIFI secured facilities Education Upgrade/Production	150,000	2,400,000	150,000	150,000	150,000	150,000	150,000	3,300,000
RIBridges Mobile Access and Child Care Tracking	2,191,909	2,608,091	1,900,000					6,700,000
Gateway to Government	-	6,500,000	1,000,000					7,500,000
DOR - Technology Upgrades, STAARS Migration to Cloud	1,685,000	615,000						2,300,000
DLT Strategic Planning Engagement	-	1,200,000						1,200,000
Employer Tax Systems Replacement	-	2,500,000	2,500,000					5,000,000
Workforce Reg & Safety System Replacement & Certified Payroll	-	750,000	750,000					1,500,000
Mainframe Retirement / System Modernization	-	1,800,000	2,950,000	400,000				5,150,000
TDI System Replacement	-	1,000,000	4,000,000	1,550,000				6,550,000
Electronic Medical Records (EMR)	-	1,000,000	10,000,000	4,000,000	4,000,000	3,400,000		22,400,000
Total	15,109,574	52,531,276	52,624,504	12,463,251	4,971,395	3,550,000	150,000	190,300,000

Section 4

Debt Overview

Classification of State Debt

The State of Rhode Island has traditionally classified its general obligation debt in the following four categories: direct debt, guaranteed debt, contingent debt and other obligations subject to appropriation. These fall into the broader category of tax-supported debt used by investment rating agencies. Within the category of obligations subject to annual appropriations, there are certain performance-based agreements associated with debt issued to promote economic development. The State's requirement to make appropriations on these obligations is based upon achievement of certain predetermined benchmarks that would increase state tax revenues.

RI Credit Rated by Three Major Credit Agencies

The State's general obligation debt is rated by the three major credit rating agencies. All three agencies have reviewed the State of Rhode Island on a regular basis since FY 2008, reflecting the concerns that the agencies had relating to economic and budgeting challenges facing Rhode Island. As of January 2024, Rhode Island's ratings for general obligations were:

Moody's Rating – Aa2 (stable)
Fitch Rating – AA (positive)
Standard & Poor's – AA (stable)

Debt Service Budgeted

Debt service and payments on long-term obligations from all fund sources, including the portion of the gas tax, and federal highway funds dedicated for debt service for FY 2025, is estimated to total \$309.7 million including: \$176.8 million for general obligation debt service, \$65.8 million from federal highway funds for GARVEE payments, \$24.5 million for the Convention Center Authority, \$0.9 million for Garrahy Garage, \$9.9 million for debt associated with the Historic Structures Tax Credit program, \$4.9 million for motor fuel debt service, \$19.9 million for certificates of participation, and \$7.2 million for debt associated with the City of Central Falls Public School Project.

Direct debt is authorized by the voters as general obligation bonds and notes. Current interest bonds require the State to make annual payments of principal and semi-annual payments of interest on bonds outstanding. As of January 1, 2024, the State had \$1.520 billion of general obligation tax-supported bonds outstanding. Authorized but unissued direct debt totaled \$471.5 million as of January 1, 2024. Those amounts are displayed in Appendix F, which displays authorized but unissued debt. The Governor prepares to issue \$195.3 million in FY 2025 and recommends that \$190.7 million be issued in FY 2026 and \$195.4 million in FY 2027 (see Appendix C for debt service payments).

Guaranteed debt includes bonds and notes issued by, or on behalf of, certain agencies, commissions and authorities created by the General Assembly and charged with enterprise undertakings, for the payment of which debt the full faith and credit of the State are pledged if the revenues of such entities may at any time be insufficient. As of January 1, 2024, there was no outstanding or authorized but unissued guaranteed debt.

Contingent debts are those debts or obligations of certain Rhode Island agencies for which the state has pledged its full faith and credit. Such debt includes mortgages insured by the Rhode Island Industrial-Recreational Building Authority. Voter approval enabled the Authority to pledge the State's full faith and credit up to \$80,000,000, reduced by the General Assembly in 2008 to \$20,000,000 and increased back to

Classification of State Debt

\$60,000,000 in 2010 for the following purposes: to insure eligible mortgages for new construction, acquisition, and rehabilitation or expansion of facilities used for manufacturing, processing, recreation, research, warehousing, retail, wholesale or office operations. New or used machinery, equipment, furniture, fixtures or pollution control equipment required in these facilities is also authorized for mortgage insurance. Mortgages insured by the Authority are limited to certain specified percentages of total project cost. The Authority is authorized to collect premiums for its insurance and to exercise rights of foreclosure and sale.

As of June 30, 2023, the Authority had outstanding mortgage agreements and other commitments for \$11,303,476 mainly relating to revenue bonds issued by the Rhode Island Industrial Facilities Corporation. In accordance with Rhode Island law, all premiums received by the Authority and all amounts realized upon foreclosure or other proceeds of defaulted mortgages are payable into the Industrial Recreational Building Mortgage Insurance Fund. All expenses of the Authority and all losses on insured mortgages are chargeable to this Fund. As of June 30, 2023, the Fund had an audited cash balance of \$78,767. The State has agreed to appropriate or borrow and pay to the Authority any amounts required to service insured loans that are in default should the Fund be insufficient. The Governor's FY 2025 recommended budget includes an appropriation of \$452,553 for FY 2025 obligations.

Other Obligations Subject to Appropriation

Rhode Island has entered into certain contractual agreements, which although of a long-term nature, are subject to annual appropriation by the General Assembly. A brief description of such commitments for which the state has or may appropriate funds for debt payments is provided below.

Kent County Courthouse

In 2005, Rhode Island entered into a lease agreement with a financial institution that issued \$58,910,000 in certificates of participation to construct a new Kent County Courthouse in Warwick. In April 2013, the State refunded the outstanding balances on these certificates to achieve debt service savings. As of June 30, 2023, there was \$4,500,000 outstanding (*see Appendix C for debt service payments*).

Traffic Tribunal

In 2005, Rhode Island entered into a lease agreement with a financial institution that issued \$21,565,000 in certificates of participation to construct a new Traffic Tribunal in Cranston. In April 2013, the State refunded the outstanding balances on these certificates to achieve debt service savings. As of June 30, 2023, there was \$3,200,000 outstanding (*see Appendix C for debt service payments*).

Juvenile Training School

In 2005, Rhode Island entered into a lease agreement with a financial institution that issued \$51,985,000 in certificates of participation to construct a new Juvenile Training School, including a Youth Assessment Facilities and a Juvenile Detention Center. In April 2013, the State refunded the outstanding balances on these certificates to achieve debt service savings. As of June 30, 2023, there was \$8,010,000 outstanding (*see Appendix C for debt service payments*).

Classification of State Debt

Eleanor Slater Hospital

In October 2018, the State entered into a lease agreement with a financial institution that issued \$20,100,000 in certificates of participation for renovations and improvements to the Eleanor Slater Hospital facilities at the Pastore Center in Cranston. As of June 30, 2023, there was \$16,110,000 outstanding (*see Appendix C for debt service payments*).

Garrahy Garage – Convention Center

In March 2018, the Convention Center Authority issued \$45,000,000 in taxable revenue bonds for the construction of a new parking garage adjacent to the Garrahy Courthouse in Providence. The State is responsible for any debt service that the facility is unable to cover from revenue generated at the garage. As of June 30, 2023, there was \$39,160,000 outstanding (*see Appendix C for debt service payments*).

Innovative Technology Projects

In 2007, the State entered into a lease agreement with a financial institution that issued \$23,490,000 in certificates of participation for technology improvement projects. These projects were undertaken in the Judicial branch, as well as the Executive branch, including Higher Education, Department of Administration, and Department of Elementary and Secondary Education. In 2009, an additional \$12,380,000 was issued. In April 2013, \$10,000,000 was issued for two new information technology projects approved by the General Assembly in the 2012 Session, including funds for a new Integrated Tax System and for technology infrastructure at local education agencies. In 2014, \$30,380,000 was issued for new information technology projects approved by the General Assembly in the 2013 Session. As of June 30, 2023, there was \$7,335,000 of certificates outstanding (*see Appendix C for debt service payments*).

Energy Conservation Projects

In 2007, the State entered into a lease agreement with a financial institution that issued certificates of participation for energy conservation projects which will result in cost savings. There was \$6.0 million issued for Department of Administration energy projects, and \$6.75 million for the University of Rhode Island. In 2009, an additional \$11,805,000 was issued for the University of Rhode Island projects. In July 2011, the State issued an additional \$31,980,000 for energy conservation projects at the Pastore/Zambarano Campuses, and for additional projects at the University of Rhode Island and new projects at the Community College of Rhode Island. In April 2013, the State issued an additional \$17,520,000 for continuation of projects at Pastore Center Campus. In 2014, the State issued an additional \$19,115,000 for continuation of projects at Pastore Center Campus and new projects at Rhode Island College. In June 2017, the State issued \$6,910,00 for additional projects at the University of Rhode Island. In October 2018, the State issued \$10,195,000 for additional projects at the University of Rhode Island. As of June 30, 2023, there was \$23,475,000 in certificates outstanding. The total also reflects refunding of COPS in June 2017 for Department of Administration and University of Rhode Island certificates (*see Appendix C for debt service payments*).

Classification of State Debt

School for the Deaf

In June 2009, the State entered into a lease agreement with a financial institution that issued \$30,425,000 of certificates of participation for the construction of a new School for the Deaf. In June 2017, the State refunded the outstanding balances on these certificates to achieve debt service savings. As of June 30, 2023, there was \$12,590,000 outstanding (*see Appendix C for debt service payments*).

Rhode Island Convention Center Authority

Rhode Island has entered into a lease agreement with the Rhode Island Convention Center Authority, a public corporation that was created for constructing, managing and operating a convention center.

Pursuant to the lease agreement, the State will be obligated to pay lease payments to the Authority sufficient to pay for the net operating expenditures and debt service on the Authority's bonds relating to the project being financed. The Authority issued bonds for project expenditures totaling \$323,000,000. Including refunding bonds that were issued to save interest costs, and the issuance in June 2006 of \$92.5 million of bonds to finance acquisition and renovation costs of the Dunkin Donuts Center, defeasance of \$90.085 million in May 2005. In March 2009, the Authority refunded its 2001 Series A bonds with the issuance of \$71.2 million of bonds. In March 2013, the Authority undertook a new refunding to achieve additional debt service savings. In FY 2022 and FY 2023, the Governor recommends a general revenue appropriation of \$22.9 million and \$24.7 million, respectively. This includes debt service relating to the Dunkin Donuts Center Improvements and includes debt service savings from refunding transactions completed in November 2017. Outstanding debt totaled \$121.6 million as of June 30, 2023 (*see Appendix C for debt service payments*).

Nursing Education Center Equipment

In May 2017, the State entered into a lease agreement with a financial institution that issued \$9,050,000 of certificates of participation for furnishings for the new Rhode Island Nursing Education Center, located on the South Street Landing property in Providence. The new facility is a shared education institute between the University's nursing school and the nursing program at Rhode Island College. Furnishings include laboratory and lecture spaces, and simulation labs for training of students. As of June 30, 2023, \$4,145,000 in certificates were outstanding (*see Appendix C for debt service payments*).

GARVEE/Motor Fuel Tax Revenue Bonds

In November 2003, Rhode Island entered into a payment agreement with the Rhode Island Economic Development Corporation relating to the issuance of \$53,030,000 of Motor Fuel Tax Revenue Bonds to provide funds for the State match for certain major Transportation projects funded by Grant Anticipation Revenue Vehicle (GARVEE) bonds also issued by the Corporation. The Motor Fuel Tax Revenue Bonds are secured by two cents of the motor fuel tax dedicated to the Department of Transportation, subject to annual appropriation. In March 2006, a second series of bonds totaling \$42,815,000 was sold. In April 2009, a third series was issued totaling \$12,410,000. As of June 30, 2023, \$15,075,000 was outstanding. This reflects the refunding of bonds in November 2017 (*see Appendix C for debt service payments*).

Classification of State Debt

The GARVEE bonds, which are secured by federal funds made available to the Department of Transportation, are not considered part of the State's net tax-supported debt. The most recent issuance of GARVEE bonds closed in May 2020 with a par value of \$165,555,000. As of June 30, 2023, there was \$473,640,000 outstanding which are supported by federal revenues (*see Appendix D for debt service payments*).

Performance Based Obligations of the Rhode Island Commerce Corporation (formerly Economic Development Corporation)

Fidelity

In May 1996, the Economic Development Corporation issued \$25,000,000 of bonds to finance infrastructure for Fidelity Investments. These bonds carry a moral obligation of the state. If at any time, certain reserve funds of the Economic Development Corporation pledged for this bond issue fall below their funding requirements, a request will be made to the General Assembly to appropriate the amount of the deficiency. In addition, pursuant to the lease the Economic Development Corporation entered into with FMR Rhode Island, Inc. to secure the bonds, credits are provided for lease payments if certain targeted new job goals are met for the financed project. Currently, it is projected that these job goals will be met. If the job goals are met, the Economic Development Corporation will credit FMR Rhode Island, Inc.'s lease payments and make annual requests to the General Assembly for appropriations, which will be used to pay the debt service on this bond issue. In May 2002, an additional \$10.0 million of bonds with similar provisions were issued. As of June 30, 2023, \$3,262,702 of Fidelity bonds were outstanding (*see Appendix C for obligations*).

Bank of America (Fleet)

In November 1997, the Economic Development Corporation entered into a similar agreement with Fleet Bank (subsequently acquired by Bank of America); bonds issued for that transaction totaled \$11.0 million. As of June 30, 2023, \$3,205,000 of Fleet bonds were outstanding. Under the lease agreement with Fleet, job rent credits are applied against lease payments if certain targeted new job goals are met for the financed project. The company has never reported jobs levels more than the base number of jobs (approx. 3,900). Job rent credits, if maximized, are estimated to result in a State obligation of approximately \$945,000 per year.

Rhode Island Commerce Corporation (formerly Economic Development Corporation) – Historical Structure Tax Credit

In June 2009, the State entered into a payment agreement with the Rhode Island Economic Development Corporation relating to the issuance of Economic Development Corporation Revenue Bonds in the amount of \$150,000,000 to provide funds to reimburse the State for Historic Structures Tax Credits presented by taxpayers. In March 2015, the State entered into a new payment agreement with the Rhode Island Commerce Corporation relating to the bank loan entered by the Corporation in the amount of \$75,000,000. In March 2019, the State entered into a new payment agreement with the Rhode Island Commerce Corporation in the amount of \$76,925,000. As of June 30, 2023, \$54,370,000 of such debt was outstanding.

Classification of State Debt

***Rhode Island Commerce Corporation (formerly Economic Development Corporation)
I-195 Redevelopment District***

In April 2013, the Economic Development Corporation entered two loans with Sovereign Bank in the amounts of \$37,440,000 (tax-exempt) and \$960,000 (taxable) to provide funds for the purchase of land from the Department of Transportation made available from the relocation of I-195 in Providence. Interest only will be due on this loan for the first five years. Principal is amortized over a twenty-year schedule beginning in year six (6), with a balloon payment in year ten (10). The initial loan is for ten (10) years, with an option to extend for an additional ten (10) years. The taxable loan was fully paid in FY 2019. As of June 30, 2023, there was \$30,055,000 in tax-exempt debt outstanding. During FY 2024, all remaining outstanding debt was pre-paid in December 2023 utilizing \$35.0 million in FY 2022 available General Revenue surplus included in the FY 2024 Enacted Budget.

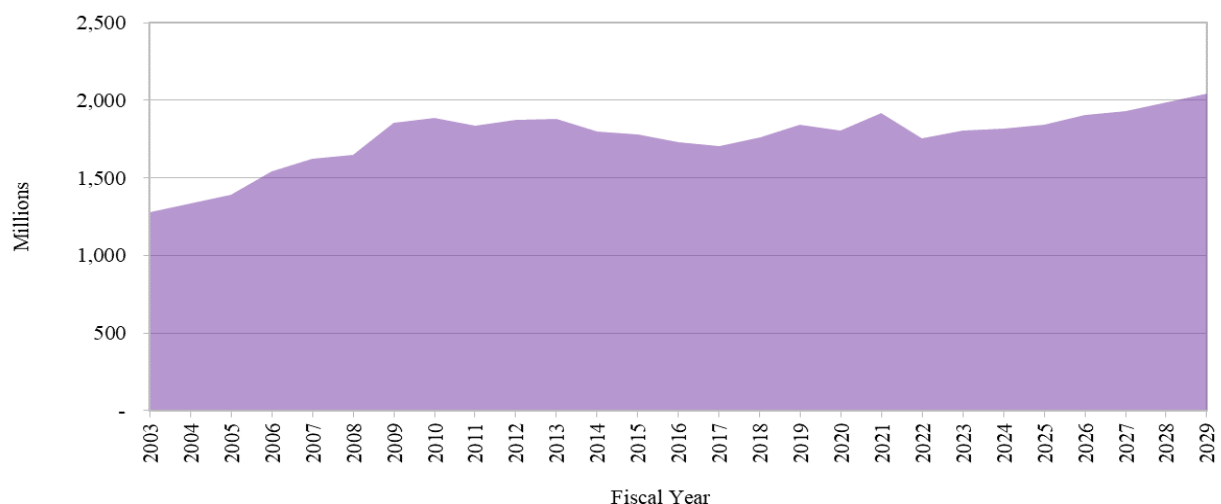
***Rhode Island Health and Building Corporation
City of Central Falls Public School Projects***

In August 2023, the State entered into a payment agreement with the Rhode Island Health and Educational Building Corporation relating to the issuance of state-backed appropriation revenue bonds in the amount of \$93,520,000 to provide funds to finance the construction of a new high school in the City of Central Falls. (*see Appendix C for debt service payments*).

Tax-Supported Debt Burden

In evaluating the debt burden of the State of Rhode Island, the rating agencies consider all tax-supported debts which are or could be a future liability of the state. Therefore, the definition of "tax-supported debt" is more expansive than the strict "voter-approved" general obligation category. In Rhode Island's case, the State has indirectly extended its credit to quasi-public agencies and authorities, such as the Rhode Island Convention Center Authority, through lease arrangements.

Net Tax-Supported Outstanding Principal



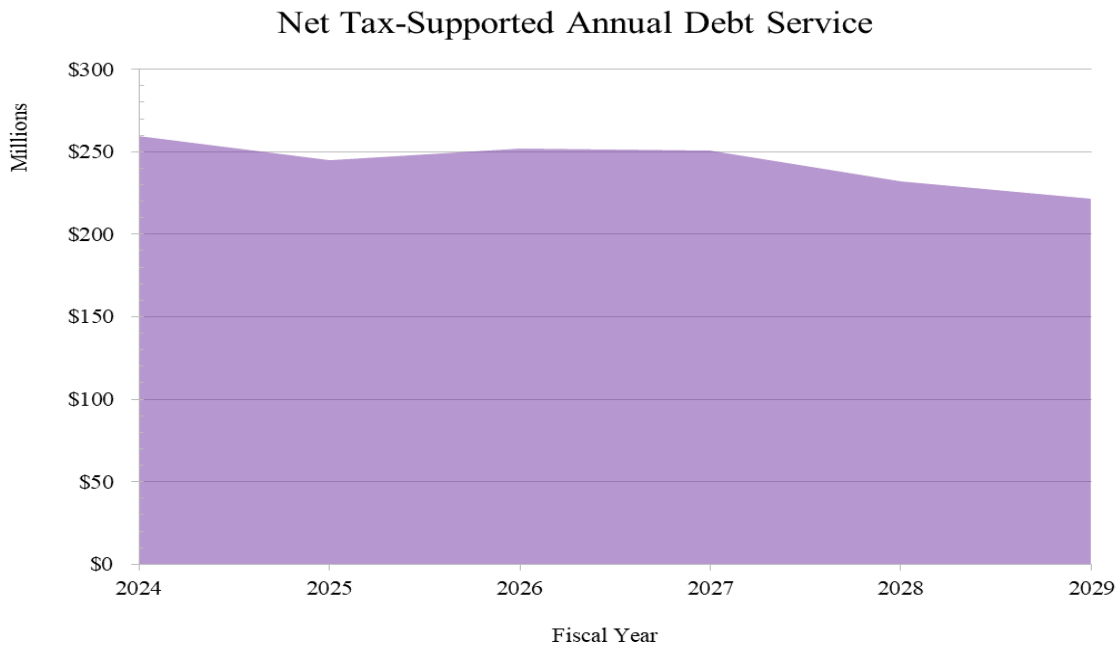
The gross amount of debt reflected is that which is defined by *Moody's Investors' Service* in their credit report as the debt outstanding that could potentially be a liability of the State. It, therefore, does not reflect offsets that will reduce the State's payments on these debts, such as debt service reserve funds, interest earnings, and other revenue that could reduce the State's liability. Rhode Island's net tax-supported debt totaled \$1.953 billion as of June 30, 2023.

To assess Rhode Island's credit, the rating agencies review the State's ability to repay the debt and all factors that could affect the issuer's ability to make debt service payments (i.e., economy, budgetary issues, management team, debt structure, etc.).

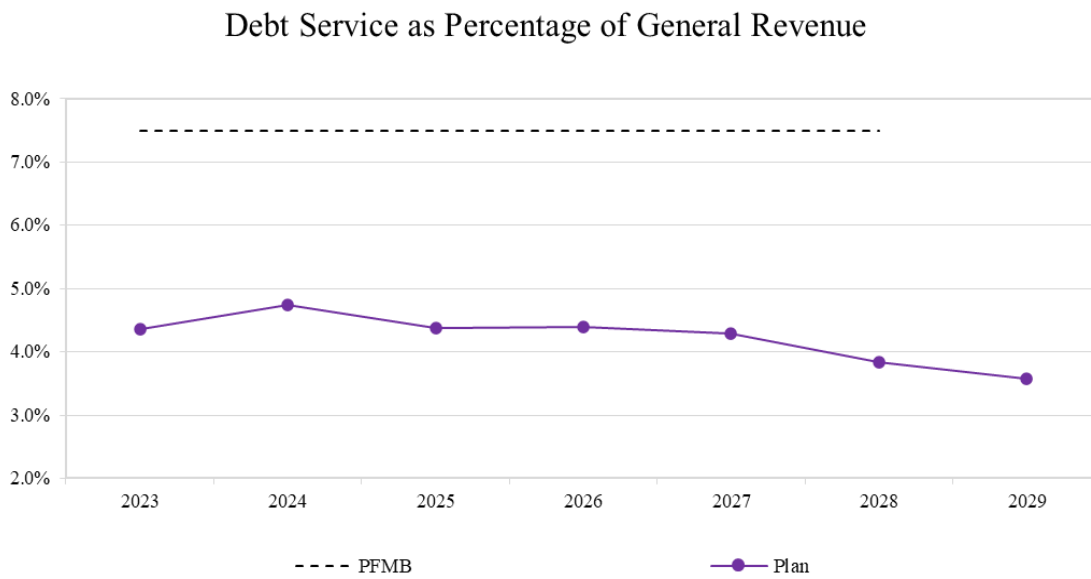
The projection of capital project disbursements and debt service costs reflect updated debt service projections as included in the FY 2025 – FY 2029 Capital Improvement Program. General revenue funded debt service on all tax-supported obligations is projected to decline from \$245.0 million in FY 2025 to \$221.2 million in FY 2029. Including obligations supported by gas tax and other specific revenues, the debt service is projected to decline from \$252.9 million in FY 2025 to \$224.3 million in FY 2029. The five-year forecast is based upon outstanding debt and projected new debt contained in the Governor's recommended FY 2025 - 2029 Capital Improvement Program.

Executive Order 95-4, relating to state debt, requires all issuances of state debt requiring the approval of the Governor to be reviewed by the State Budget Office. The Budget Office provides guidance as to the direct and potential impact of such debt issuance on the state's tax-supported debt and its credit rating. An examination of Rhode Island's projection of net tax-supported debt shows evidence that this businesslike approach to capital planning and management has reaped results.

Tax-Supported Debt Burden



The Governor's Capital Budget is within the recommended debt guidelines set by the Public Finance Management Board with regards to debt ratios. The projected ratio of debt service to general revenues is below the recommended guideline of 7.5 percent. The FY 2024 ratio is 4.74 percent, which is projected to decrease to 4.37 percent for FY 2025. In FY 2029, the projected ratio of debt service to general revenues is projected to be 3.58 percent.

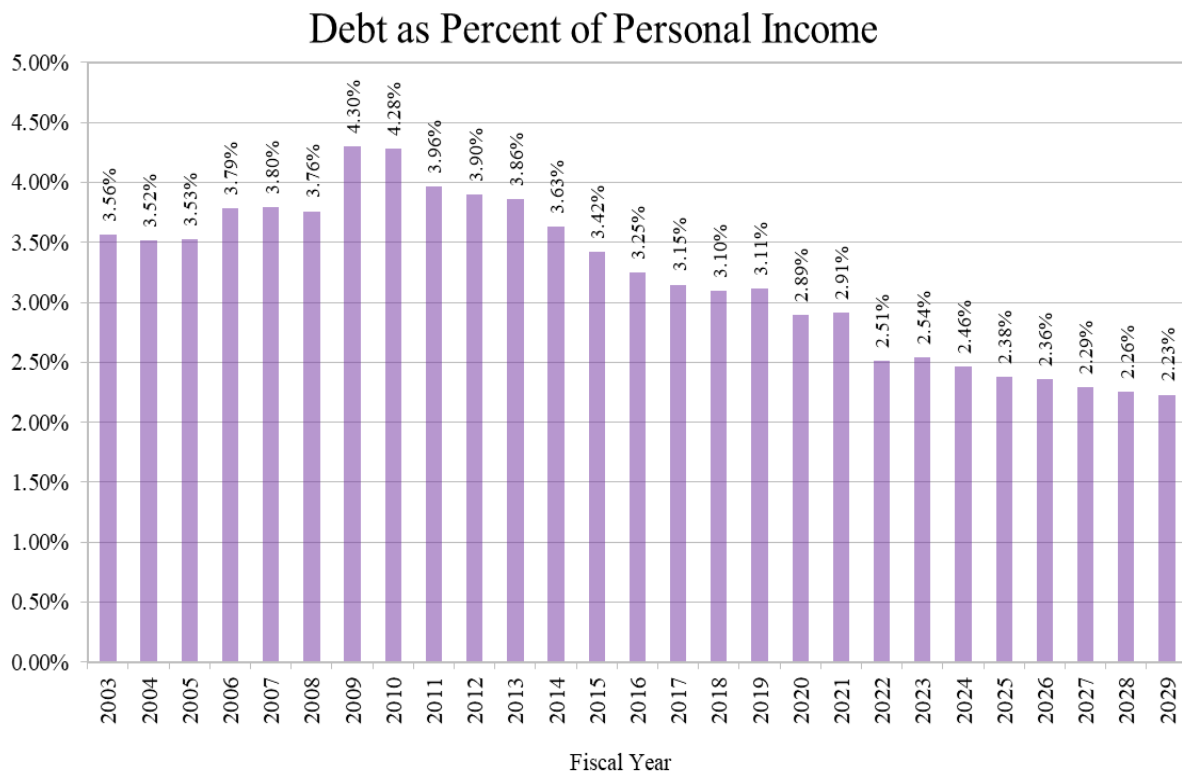


Tax-Supported Debt Burden

Debt service and payments on long-term obligations from all fund sources, including the portion of the gas tax, and federal highway funds dedicated for debt service for FY 2024, is estimated to total \$309.7 million including: \$176.7 million for general obligation debt service, \$65.8 million from federal highway funds for GARVEE payments, \$24.5 million for the Convention Center Authority, \$0.9 million for Garrahy Garage, \$9.9 million for debt associated with the Historic Tax Credit program, \$4.9 million for motor fuel debt service, \$19.9 million for certificates of participation, and \$7.2 million for debt associated with the City of Central Falls Public School Project.. A detailed listing of these obligations can be found in Appendix C, and the long-term projections are shown in the included chart.

Debt as Percentage of Personal Income

The ratio of debt to personal income is below the recommended Public Finance Management Board guideline of 4.0 percent. The ratio of debt as a percentage of personal income decline from 2.38 percent in FY 2025 to 2.23 percent in FY 2029.

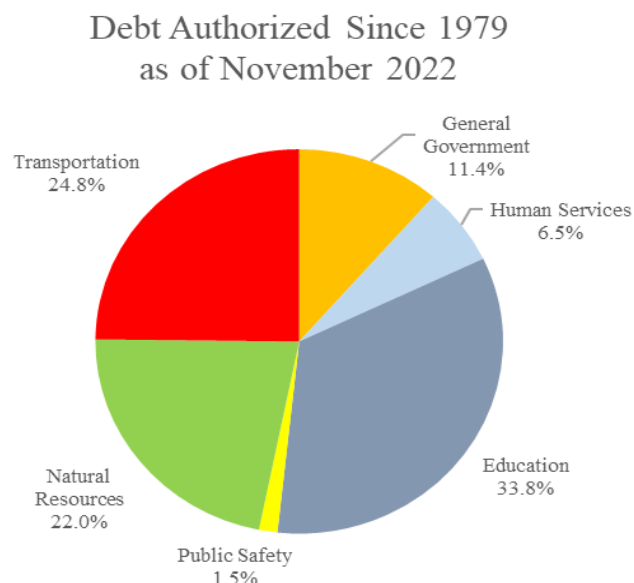
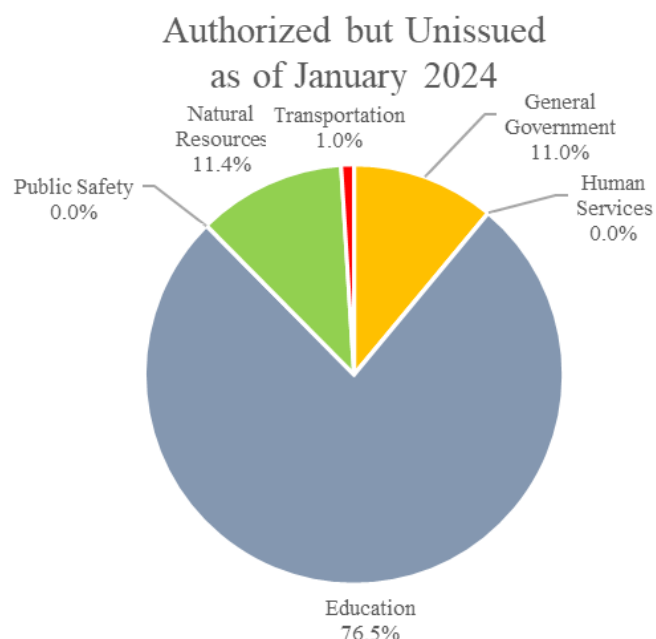


General Obligation Debt Authorization

The State of Rhode Island has \$471.5 million of authorized but unissued general obligation debt. These authorizations have been approved by the voters at various referenda, including most recently on November 8, 2022. Under the Constitution of Rhode Island, the General Assembly has no power to incur debts more than \$50,000 without consent of the people, except in the case of war, insurrection or invasion or to pledge the faith of the state to the payment of obligations of others without such consent. By judicial interpretation, the limitation stated above has been judged to include all debts of the state for which its full faith and credit are pledged, including general obligation bonds and notes, bonds and notes guaranteed by the state and debts or loans insured by agencies of the state such as the Industrial-Recreational Building Authority.

Since 1979, the voters have authorized \$4.550 billion of general obligation bonds. Of this authorization, 33.8 percent or \$1.538 billion has been for Education purposes; 24.8 percent or \$1.130 billion was for Transportation purposes. Natural Resources reflected 22.0 percent of the total amount authorized or \$1.001 billion. Of the total \$471.5 million of unissued debt, 76.5 percent or \$360.8 million remains unissued for Education purposes, 11.0 percent or \$52.1 million remains unissued for General Government purposes, 11.4 percent or \$54.0 million remains unissued for Natural Resources, and 1.0 percent or \$4.7 million remains unissued for Transportation purposes.

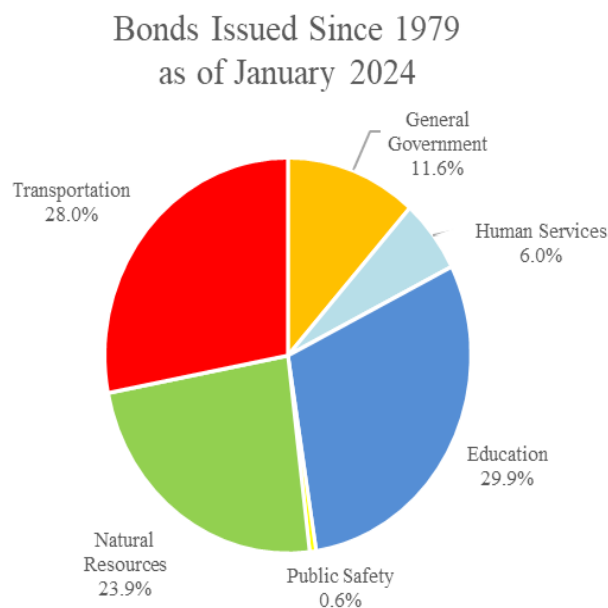
Due to concern about the increasing level of authorized but unissued debt, the General Assembly enacted a sunset provision relating to general obligation bond authorizations. Chapter 438 of the Public Laws of 1988, which took effect on December 31, 1991, provides that any special act of the State that authorizes the issuance of general obligation bonds or notes of the State, which has a balance that remains unissued, and is seven years or older is invalid as to that portion which remains unissued.



General Obligation Debt Authorization

Notwithstanding, the General Assembly may, by special act, extend any authorization for a period of one to five years upon a petition of the Department of Administration. Such extension may be granted more than once time. Upon a certification of the General Treasurer to the Governor as to debt authorizations described above and no longer extended, the authorization shall not be deemed or counted toward the authorized but unissued debt of the state. As of November 8, 2022, \$142.6 million of authorized debt has been extinguished or reallocated by law.

The included graphs exhibit a historical perspective of Rhode Island's debt by functional category including the amount of bond authorizations and amount of general obligation bonds issued since 1979 by functional category for the various functions of state government. Education, Transportation, and Natural Resources projects benefited by the highest percentage of issued bond proceeds, reflecting 30.0 percent of the total amount issued for Education, 28.0 percent for Transportation, and 23.9 percent for Natural Resources. Issued proceeds received for Education projects totaled \$1.169 billion while Transportation projects received \$1.094 billion and Natural Resources projects received \$931.6 million. The final graph displays the amounts that remain authorized but unissued as of January 2024.



Public Finance Management Board

The FY 2017 budget as enacted expanded the responsibilities of the Public Finance Management Board (PFMB) and created an Office of Debt Management within Treasury that aims to improve the issuance, oversight, and management of public debt in Rhode Island. The PFMB new requirements are intended to improve the fiscal stability of Rhode Island and its many public debt issuers.

Since January 1, 2017, the PFMB has been required to annually report the total amount of public state, regional, municipal, public and quasi-public corporation, and fire district and other special district debt authorized, sold and unsold. The PFMB is also required to undertake a debt affordability study, which must include recommended limits for debt capacity at least every two (2) years for each public issuer.

Also, the law requires issuers of public debt, by the end of each fiscal year, to provide to the PFMB the following information for each outstanding debt incurred:

- the principal amount of the outstanding issue;
- the amount of proceeds of the issue that remains unspent;
- the amount of debt authorized by the bond act or other appropriate authorization relevant to the issue that remains authorized but unissued; and
- a list of purposes for which the debt has been issued and the amounts expended for each purpose in the prior fiscal year.

Lastly, to support these new PFMB functions, the PFMB has amended its Rules and Regulations to assess the statutory fee of 1/40th of 1% to the lead underwriter or purchaser of any taxable or tax-exempt debt issue of the state, all state departments, any city or town, any state, municipal and regional authorities, agencies, boards, commissions, public or quasi-public corporations, and fire districts and other special districts¹. This fee will now also be assessed on refunding issuances as well.

Taken together, these recent legislative changes empower the Public Finance Management Board, staffed by the office of the General Treasurer, to create systemic reform of public debt management and oversight in Rhode Island.

Historically, the Public Finance Management Board released an annual report on Rhode Island debt. First issued in December 1998, this study provided a historical perspective of the State of Rhode Island's tax-supported and other debt and recommended certain credit guidelines to monitor state debt. The board adopted several guidelines, which were later amended in March 2000. As part of the newly enacted PFMB requirement to produce a debt affordability study, the following guidelines are being reviewed for potential revision. The McKee Administration is committed to limiting total annual debt issuances to levels that will enable the State to remain within the PFMB recommended guidelines.

¹ However, if a governmental entity is the purchaser of another governmental debt obligation which serves as underlying security for a related debt issuance, the governmental entity shall be exempt from the assessment.

Public Finance Management Board

Credit Guideline 1:

Tax-Supported Debt should not exceed 4.0 percent of personal income, and annual debt service for Tax-Supported Debt should not exceed 7.0 percent of state general revenues.

Explanation: Tax-Supported Debt is a state's core debt. General revenues and taxes secure this debt. The credit rating of the largest component of Tax-Supported Debt, general obligation bonds, is the benchmark for the credit rating for several other state debt issuers. The recommended limits on the total amount of debt and the burden on the state's budget are based on a combination of factors including historical trends in Rhode Island and ratios of peer states.

Credit Guideline 2:

The Board should monitor the total amount of Tax-Supported Debt, State-Supported Revenue Debt, and Agency Revenue Debt in relation to Rhode Island's personal income levels.

Explanation: These three types of debt are directly payable from or represent a contingent obligation/relationship on the state's financial resources. Overall levels should be monitored so that trends in the total amount and the relative levels of each are understood.

Credit Guideline 3:

If a Guideline is exceeded due to economic or financial circumstances or if the Governor and the Legislature determine that extraordinary infrastructure needs exist, the Board should request that the Governor and the Legislature recommend a plan to return debt levels to the Guideline within 5 years.

Explanation: The Credit Guidelines may be exceeded temporarily under certain extraordinary conditions. If exceeded, the state should take steps to return debt levels to recommended levels within a manageable period.

The Capital Budget presents these guidelines and the projected debt ratios resulting from the Governor's recommended Capital Budget. As can be seen in the section entitled "Tax-Supported Debt Burden", the recommended Capital Budget projects a ratio of debt to personal income which is below the recommended 4.0 percent guideline at 2.38 percent in FY 2025 declining to 2.23 percent in FY 2029.

As described in the overview, the Governor's recommended capital improvement plan assumes the issuance of \$195.3 million of general obligation bonds in FY 2025 and \$190.7 million in FY 2026. These issuances would be combined with the outstanding authorization for the Central Falls School Project. Overall, the Governor's recommended capital plan, as reflected in the schedules herein, would result in new debt issuances of \$195.3 million in FY 2025 and \$241.2 million in FY 2026. Under these debt issuance amounts, the State would remain well under the debt ratio guidelines established by the Public Finance Management Board throughout the forecast period.

Section 5

Technical Appendices

Appendices Overview

The Appendices contain information relating to the Rhode Island's outstanding debt and projected debt service.

Appendix A – Projected Net Tax Supported Debt

This analysis is performed to identify all debt that is considered "tax supported" debt and provide insight on the future course of the Rhode Island's tax supported debt. This summary is supported in later appendices, which provide debt service schedules for all outstanding and projected debt issues. Debt outstanding by issuer is also provided in separate schedules.

In both the debt service schedules and the summary of net tax supported debt outstanding, an attempt has been made to project those revenues which would offset the state's obligation.

The following assumptions were made in projecting the State of Rhode Island's net tax supported debt outstanding:

Items Included in Calculation - All debts included in Moody's Investors' Service tax supported debt calculation have been included.

Certain revenue bonds of the Economic Development Corporation and certificates of participation lease obligations are or will be long term in nature and may result in financial commitments that would be funded in part by general revenues.

Appendix B – Outstanding and Projected Debt by Issuer and Debt Ratios

This appendix includes the outstanding balances of the state's obligations as well as the proposed issuance of new debt and the anticipated reduction in debt due to prepayment or defeasance.

Proposed Issues - Interest rates for fixed rate general obligation bonds to be issued to fund FY

2025 projects are projected at 5.0 percent. Projected amortization schedules are found in the exhibits contained in Appendix C of the Capital Budget document.

2) **Debt Ratios** - Personal income data are derived from the November 2023 Revenue Estimating Conference consensus economic forecast. General revenue receipts projections are consistent with the Governor's FY 2025 recommended budget, as well as the out-year projections contained in the Five-Year Forecast.

Appendix C – Debt Service Payable by Issuer

The gross debt service payable on all outstanding and proposed debts of the state is adjusted to reflect the estimated disbursement for debt service. A table of contents is provided at the beginning of this appendix to assist the reader in locating specific schedules.

1. Debt Service on obligations that have debt service reserve funds available will be offset in the year in which cash reserve funds are available. It is assumed that reserve funds will be invested, and interest earnings will offset the state's lease payment.

2. Assumes the state appropriates debt service and operating requirements under lease for the Convention Center Authority and the Amica Mutual Pavilion.

3. The obligations arising from the performance-based contracts between the Rhode Island Commerce Corporation and private entities are anticipated to result in state appropriations due to the projected achievement of performance targets. In FY 2024, it assumes the Fidelity net lease payment is \$954,054 for Phase I and \$0 for Phase II. The forecast assumes no net lease payments for the Bank of America (Fleet) obligation transaction, which is worth about \$940,000 in each of FY 2024 and FY 2025.

Appendices Overview

Appendix D – Transportation GARVEE Bonds

The state utilized the Economic Development Corporation as a financing vehicle to issue bonds for transportation projects that are secured by federal grants. The debt service on the bonds issued, which will be funded by future federal grants, is reflected in this appendix for information purposes.

Appendix E – State of Rhode Island Bond Referenda

Appendix E provides information relating to general obligation bond referenda. It provides a historical perspective on all bond referenda presented to the voters at each election since 1972, identifying the amounts presented, the amounts approved by the voters, and the actual vote count for each question.

Appendix F – Analysis of Bond Authorizations

Appendix F contains information relating to the state's debt by providing a historical perspective by functional purpose of the debt. This appendix shows the amount of debt approved by functional category since 1979, the amount of bonds actually issued from that authorization, the amount of authorization extinguished or unissued debt as of January 2024. The table also reflects the specific authorizations that are budgeted.

Appendix G - Glossary

Appendix H is a glossary of terms relevant to capital budgeting and debt issuance.

Appendix A

Projected Net Tax Supported Debt

Appendix A - Tax-Supported Debt and Other Obligations

	Obligations June 30, 2024	Obligations June 30, 2025	Obligations June 30, 2026
Direct Debt:			
Proposed General Obligation Bond Issuances	-	195,320	380,143
Issued General Obligation Bonds	<u>1,483,220</u>	<u>1,364,290</u>	<u>1,240,040</u>
Subtotal	1,483,220	1,559,610	1,620,183
Other Debt Subject to Annual Appropriation:			
Convention Center Authority	102,475	82,730	62,290
Economic Development Corporation - Motor Fuel Tax	10,470	6,110	1,530
Economic Development Corporation - I-195 Land Reamortization	-	-	-
Certificates of Participation - Traffic Tribunal Court Complex	1,635	-	-
Certificates of Participation - Training School	4,105	-	-
Certificates of Participation - Information Technology	3,760	-	-
Certificates of Participation - School for the Deaf	10,740	8,795	6,755
Certificates of Participation - DOA Energy Conservation	1,415	-	-
Certificates of Participation - URI Energy Conservation	14,120	12,330	10,400
Certificates of Participation - RIC Energy Conservation	4,355	3,750	3,100
Certificates of Participation - Nursing Education Center	3,185	2,175	1,115
Certificates of Participation - Eleanor Slater Hospital	14,980	13,795	12,545
Garrahy Courthouse Garage (Convention Center)	37,725	36,245	34,710
City of Central Falls Public School Projects	89,630	86,690	83,600
Projected City of Central Falls Public School Projects	-	-	48,955
Loan Agreement - Historic Structures Tax Credit Fund	36,605	27,865	18,860
Subtotal	335,200	280,485	283,860
Performance-Based Agreements			
Economic Development Corporation- Fidelity Building II	2,532	1,747	905
Economic Development Corporation- Fleet Bank	2,490	1,720	895
Subtotal	5,022	3,467	1,800
Gross Debt	1,823,442	1,843,562	1,905,843
Less: Adjustments for Agency Payments	-	-	-
Net Tax-Supported Debt	1,823,442	1,843,562	1,905,843
Debt Ratios			
Personal Income	74,072,251	77,596,162	80,913,430
Debt as Percentage of Personal Income	2.46%	2.38%	2.36%

All values in thousands of dollars.

Appendix A - Tax-Supported Debt and Other Obligations

	Obligations June 30, 2027	Obligations June 30, 2028	Obligations June 30, 2029
Direct Debt:			
Proposed General Obligation Bond Issuances	563,575	747,494	914,745
Issued General Obligation Bonds	<u>1,125,560</u>	<u>1,023,001</u>	<u>933,095</u>
Subtotal	1,689,135	1,770,495	1,847,840
Other Debt Subject to Annual Appropriation:			
Convention Center Authority	42,785	38,470	33,895
Economic Development Corporation - Motor Fuel Tax	-	-	-
Economic Development Corporation - I-195 Land Sale	-	-	-
Certificates of Participation - Traffic Tribunal Court Complex	-	-	-
Certificates of Participation - Training School	-	-	-
Certificates of Participation - Information Technology	-	-	-
Certificates of Participation - School for the Deaf	4,610	2,360	-
Certificates of Participation - DOA Energy Conservation	-	-	-
Certificates of Participation - URI Energy Conservation	9,150	7,840	6,465
Certificates of Participation - RIC Energy Conservation	2,400	1,650	850
Certificates of Participation - Nursing Education Center	-	-	-
Certificates of Participation - Eleanor Slater Hospital	11,235	9,855	8,405
Garrahy Courthouse Garage (Convention Center)	33,120	31,475	29,765
Central Falls School Project	80,355	76,950	73,375
Projected Central Falls School Project	47,350	45,665	43,900
Loan Agreement - Historic Structures Tax Credit Fund	9,580	-	-
Subtotal	240,585	214,265	196,655
Performance-Based Agreements			
Economic Development Corporation- Fidelity Building II	-	-	-
Economic Development Corporation- Fleet Bank	-	-	-
Subtotal	-	-	-
Gross Debt	1,929,720	1,984,760	2,044,495
Less: Adjustments for Agency Payments	-	-	-
Net Tax-Supported Debt	1,929,720	1,984,760	2,044,495
Debt Ratios			
Personal Income	84,334,552	88,009,414	91,695,997
Debt as Percentage of Personal Income	2.29%	2.26%	2.23%

All values in thousands of dollars.

Appendix B

Outstanding Debt and Debt Ratios

Appendix B - Projected Outstanding Principal

Fiscal Year	General Obligation Bonds	Projected G.O. Issuance	Projected Central Falls School Project
2007	897,118,526	-	-
2008	982,922,740	-	-
2009	1,036,189,000	-	-
2010	1,118,030,000	-	-
2011	1,049,400,000	-	-
2012	1,110,585,000	-	-
2013	1,119,450,000	-	-
2014	1,103,945,000	-	-
2015	1,022,895,000	-	-
2016	1,051,810,000	-	-
2017	1,091,385,000	-	-
2018	1,159,995,000	-	-
2019	1,221,175,000	-	-
2020	1,263,280,000	-	-
2021	1,446,665,000	-	-
2022	1,346,535,000	-	-
2023	1,466,490,000	-	-
2024	1,483,220,000	-	-
2025	1,364,290,000	195,320,000	-
2026	1,240,040,000	380,143,018	48,955,000
2027	1,125,560,000	563,572,518	47,350,000
2028	1,023,005,000	747,494,092	45,665,000
2029	933,095,000	914,745,644	43,900,000
2030	839,360,000	1,074,891,010	42,045,000
2031	754,260,000	1,227,574,879	40,095,000
2032	670,420,000	1,372,424,176	38,050,000
2033	597,655,000	1,509,047,174	35,900,000
2034	520,770,000	1,637,032,557	33,645,000
2035	445,120,000	1,755,948,445	31,275,000
2036	370,210,000	1,865,341,362	28,790,000
2037	297,535,000	1,964,735,160	26,180,000
2038	228,890,000	2,053,629,883	23,440,000
2039	168,540,000	2,131,500,578	20,560,000
2040	116,810,000	2,197,796,043	17,540,000
2041	74,155,000	2,251,937,516	14,365,000
2042	39,040,000	2,293,317,298	11,035,000
2043	11,315,000	2,321,297,305	7,535,000
2044	-	2,335,207,547	3,860,000
2045	-	2,334,344,536	-

Appendix B - Projected Outstanding Principal

Fiscal Year	Convention	DLT	URI Power Plant	Pastore Center Power Plant
	Center Authority	Howard Center Building		
2007	279,935,000	15,970,000	12,194,000	22,360,000
2008	270,960,000	13,375,000	11,494,000	22,160,000
2009	275,810,000	12,630,000	10,759,000	21,035,000
2010	268,280,000	11,200,000	9,995,000	19,650,000
2011	259,620,000	9,695,000	9,195,000	18,220,000
2012	250,510,000	8,115,000	8,360,000	16,735,000
2013	236,960,000	6,455,000	7,485,000	15,185,000
2014	226,900,000	4,705,000	6,565,000	13,580,000
2015	215,210,000	2,865,000	5,600,000	11,905,000
2016	203,880,000	930,000	4,485,000	10,145,000
2017	196,360,000	-	3,520,000	8,000,000
2018	186,595,000	-	1,230,000	6,265,000
2019	176,330,000	-	-	4,275,000
2020	163,035,000	-	-	2,190,000
2021	156,545,000	-	-	-
2022	140,425,000	-	-	-
2023	121,565,000	-	-	-
2024	102,475,000	-	-	-
2025	82,730,000	-	-	-
2026	62,290,000	-	-	-
2027	42,785,000	-	-	-
2028	38,470,000	-	-	-
2029	33,895,000	-	-	-
2030	29,045,000	-	-	-
2031	23,900,000	-	-	-
2032	18,440,000	-	-	-
2033	12,650,000	-	-	-
2034	6,510,000	-	-	-
2035	-	-	-	-
2036	-	-	-	-
2037	-	-	-	-
2038	-	-	-	-
2039	-	-	-	-
2040	-	-	-	-
2041	-	-	-	-
2042	-	-	-	-
2043	-	-	-	-
2044	-	-	-	-
2045	-	-	-	-

Appendix B - Projected Outstanding Principal

Fiscal Year	Information Technology	Kent County Courthouse	Training School	Traffic Tribunal	URI Energy Conservation
2007	23,490,000	54,405,000	50,205,000	20,765,000	6,735,000
2008	21,000,000	52,075,000	48,370,000	19,940,000	6,735,000
2009	30,500,000	49,690,000	46,470,000	19,090,000	18,090,000
2010	25,935,000	47,240,000	44,500,000	18,215,000	17,385,000
2011	21,390,000	44,715,000	42,450,000	17,310,000	16,205,000
2012	16,795,000	42,110,000	40,290,000	16,380,000	20,400,000
2013	21,480,000	36,310,000	36,575,000	15,290,000	18,905,000
2014	16,890,000	33,180,000	33,825,000	14,115,000	17,305,000
2015	42,865,000	31,875,000	32,270,000	13,320,000	15,590,000
2016	36,195,000	30,515,000	30,655,000	12,510,000	13,750,000
2017	31,255,000	27,310,000	27,835,000	11,320,000	18,523,000
2018	27,725,000	23,940,000	24,895,000	10,085,000	26,980,000
2019	24,030,000	20,420,000	21,835,000	8,805,000	24,938,000
2020	20,150,000	16,735,000	18,635,000	7,480,000	22,331,000
2021	16,085,000	12,860,000	15,270,000	6,110,000	19,266,000
2022	11,820,000	8,785,000	11,730,000	4,690,000	17,589,000
2023	7,335,000	4,500,000	8,010,000	3,200,000	15,785,000
2024	3,760,000	-	4,105,000	1,635,000	14,120,000
2025	-	-	-	-	12,330,000
2026	-	-	-	-	10,400,000
2027	-	-	-	-	9,150,000
2028	-	-	-	-	7,840,000
2029	-	-	-	-	6,465,000
2030	-	-	-	-	5,020,000
2031	-	-	-	-	3,505,000
2032	-	-	-	-	1,910,000
2033	-	-	-	-	975,000
2034	-	-	-	-	-
2035	-	-	-	-	-
2036	-	-	-	-	-
2037	-	-	-	-	-
2038	-	-	-	-	-
2039	-	-	-	-	-
2040	-	-	-	-	-
2041	-	-	-	-	-
2042	-	-	-	-	-
2043	-	-	-	-	-
2044	-	-	-	-	-
2045	-	-	-	-	-

Appendix B - Projected Outstanding Principal

Fiscal Year	DOA Energy Conservation	CCRI Energy Conservation	DMV IT System	Motor Fuel Transportation	School for the Deaf
2007	6,000,000	-	-	76,290,000	-
2008	6,000,000	-	-	72,560,000	-
2009	5,830,000	-	-	81,125,000	30,425,000
2010	5,635,000	-	11,000,000	77,645,000	29,500,000
2011	5,415,000	-	9,615,000	74,060,000	28,470,000
2012	23,645,000	6,145,000	8,175,000	70,350,000	27,410,000
2013	38,915,000	5,540,000	6,675,000	66,510,000	26,320,000
2014	35,060,000	4,925,000	5,110,000	62,525,000	25,185,000
2015	42,800,000	4,290,000	3,075,000	58,340,000	24,005,000
2016	37,785,000	3,365,000	-	53,965,000	22,775,000
2017	32,267,000	2,955,000	-	49,765,000	19,635,000
2018	26,820,000	2,250,000	-	35,020,000	19,635,000
2019	20,897,000	1,525,000	-	31,415,000	19,145,000
2020	14,699,000	775,000	-	27,625,000	17,625,000
2021	10,324,000	-	-	23,645,000	16,030,000
2022	6,651,000	-	-	19,465,000	14,350,000
2023	2,775,000	-	-	15,075,000	12,590,000
2024	1,415,000	-	-	10,470,000	10,740,000
2025	-	-	-	6,110,000	8,795,000
2026	-	-	-	1,530,000	6,755,000
2027	-	-	-	-	4,610,000
2028	-	-	-	-	2,360,000
2029	-	-	-	-	-
2030	-	-	-	-	-
2031	-	-	-	-	-
2032	-	-	-	-	-
2033	-	-	-	-	-
2034	-	-	-	-	-
2035	-	-	-	-	-
2036	-	-	-	-	-
2037	-	-	-	-	-
2038	-	-	-	-	-
2039	-	-	-	-	-
2040	-	-	-	-	-
2041	-	-	-	-	-
2042	-	-	-	-	-
2043	-	-	-	-	-
2044	-	-	-	-	-
2045	-	-	-	-	-

Appendix B - Projected Outstanding Principal

Fiscal Year	RIC Energy Conservation	Historic Structures Tax Credit Fund	Central Falls School Project	I-195 Land Purchase
2007	-	-	-	-
2008	-	-	-	-
2009	-	150,000,000	-	-
2010	-	135,195,000	-	-
2011	-	120,820,000	-	-
2012	-	105,990,000	-	-
2013	-	90,575,000	-	38,400,000
2014	-	74,400,000	-	38,400,000
2015	7,465,000	132,390,000	-	38,400,000
2016	7,465,000	106,995,000	-	38,400,000
2017	7,465,000	80,225,000	-	38,400,000
2018	7,125,000	51,995,000	-	38,400,000
2019	6,755,000	120,830,000	-	36,980,000
2020	6,350,000	104,870,000	-	35,440,000
2021	5,910,000	88,485,000	-	33,780,000
2022	5,435,000	71,655,000	-	31,990,000
2023	4,915,000	54,370,000	-	30,055,000
2024	4,355,000	36,605,000	89,630,000	-
2025	3,750,000	27,865,000	86,690,000	-
2026	3,100,000	18,860,000	83,600,000	-
2027	2,400,000	9,580,000	80,355,000	-
2028	1,650,000	-	76,950,000	-
2029	850,000	-	73,375,000	-
2030	-	-	69,620,000	-
2031	-	-	65,680,000	-
2032	-	-	61,540,000	-
2033	-	-	57,195,000	-
2034	-	-	52,630,000	-
2035	-	-	47,840,000	-
2036	-	-	42,810,000	-
2037	-	-	37,530,000	-
2038	-	-	31,985,000	-
2039	-	-	26,160,000	-
2040	-	-	20,045,000	-
2041	-	-	13,625,000	-
2042	-	-	6,945,000	-
2043	-	-	-	-
2044	-	-	-	-
2045	-	-	-	-

Appendix B - Projected Outstanding Principal

Fiscal Year	Nursing Education Center Equipment	Eleanor Slater Hospital	Garrahy Court Garage	EDC Job Creation Guaranty Program
2007	-	-	-	-
2008	-	-	-	-
2009	-	-	-	-
2010	-	-	-	-
2011	-	-	-	75,000,000
2012	-	-	-	75,000,000
2013	-	-	-	75,000,000
2014	-	-	-	67,560,000
2015	-	-	-	59,675,000
2016	-	-	-	51,315,000
2017	9,050,000	-	-	42,455,000
2018	8,310,000	20,100,000	45,000,000	33,000,000
2019	7,555,000	20,100,000	44,480,000	22,810,000
2020	6,765,000	19,175,000	43,205,000	11,830,000
2021	5,935,000	18,205,000	41,895,000	-
2022	5,060,000	17,185,000	40,550,000	-
2023	4,145,000	16,110,000	39,160,000	-
2024	3,185,000	14,980,000	37,725,000	-
2025	2,175,000	13,795,000	36,245,000	-
2026	1,115,000	12,545,000	34,710,000	-
2027	-	11,235,000	33,120,000	-
2028	-	9,855,000	31,475,000	-
2029	-	8,405,000	29,765,000	-
2030	-	6,880,000	27,990,000	-
2031	-	5,280,000	26,145,000	-
2032	-	3,595,000	24,225,000	-
2033	-	1,835,000	22,225,000	-
2034	-	-	20,145,000	-
2035	-	-	17,975,000	-
2036	-	-	15,715,000	-
2037	-	-	13,360,000	-
2038	-	-	10,905,000	-
2039	-	-	8,345,000	-
2040	-	-	5,680,000	-
2041	-	-	2,900,000	-
2042	-	-	-	-
2043	-	-	-	-
2044	-	-	-	-
2045	-	-	-	-

Appendix B - Projected Outstanding Principal

Projected Net Tax-Supported Debt and Other Obligations - (Excluding Performance-Based Agreements)

Fiscal Year	Total All Outstanding and Projected Unamortized Principal	Adjustment for Agency Payments ¹	Total All Unamortized Principal Outstanding and Projected
2001	1,502,843,977	(59,348,191)	1,443,495,786
2002	1,316,137,508	(55,337,911)	1,260,799,597
2003	1,307,527,501	(52,847,982)	1,254,679,519
2004	1,359,592,520	(50,399,823)	1,309,192,697
2005	1,402,532,284	(38,055,822)	1,364,476,462
2006	1,528,365,227	(12,869,000)	1,515,496,227
2007	1,611,275,582	(12,194,000)	1,599,081,582
2008	1,640,339,804	(11,494,000)	1,628,845,804
2009	1,847,488,072	(10,759,000)	1,836,729,072
2010	1,873,416,080	(9,995,000)	1,863,421,080
2011	1,825,256,088	(9,195,000)	1,816,061,088
2012	1,862,786,096	(8,360,000)	1,854,426,096
2013	1,874,046,104	(7,485,000)	1,866,561,104
2014	1,793,016,112	(6,565,000)	1,786,451,112
2015	1,770,731,120	(5,600,000)	1,765,131,120
2016	1,719,896,128	(4,485,000)	1,715,411,128
2017	1,697,741,136	(3,520,000)	1,694,221,136
2018	1,755,381,144	(1,230,000)	1,754,151,144
2019	1,834,316,152	-	1,834,316,152
2020	1,802,211,160	-	1,802,211,160
2021	1,917,026,168	-	1,917,026,168
2022	1,753,915,000	-	1,753,915,000
2023	1,806,080,000	-	1,806,080,000
2024	1,818,420,000	-	1,818,420,000
2025	1,840,095,000	-	1,840,095,000
2026	1,904,043,018	-	1,904,043,018
2027	1,929,717,518	-	1,929,717,518
2028	1,984,764,092	-	1,984,764,092
2029	2,044,495,644	-	2,044,495,644
2030	2,094,851,010	-	2,094,851,010
2031	2,146,439,879	-	2,146,439,879
2032	2,190,604,176	-	2,190,604,176
2033	2,237,482,174	-	2,237,482,174
2034	2,270,732,557	-	2,270,732,557
2035	2,298,158,445	-	2,298,158,445
2036	2,322,866,362	-	2,322,866,362
2037	2,339,340,160	-	2,339,340,160
2038	2,348,849,883	-	2,348,849,883
2039	2,355,105,578	-	2,355,105,578
2040	2,357,871,043	-	2,357,871,043
2041	2,356,982,516	-	2,356,982,516
2042	2,350,337,298	-	2,350,337,298
2043	2,340,147,305	-	2,340,147,305
2044	2,339,067,549	-	2,339,067,549

¹ Reflects offsets of agency funds or revenues to cover debt service payments.

Appendix B - Projected Outstanding Principal

Performance Based Agreements ¹				
Rhode Island Economic Development Corporation				
Fiscal Year	Fidelity I	Fidelity II	Fleet	Total Performance Based
2001	24,116,000	-	10,640,000	34,756,000
2002	23,615,000	10,000,000	10,500,000	44,115,000
2003	23,071,240	10,000,000	10,350,000	43,421,240
2004	22,486,634	10,000,000	10,190,000	42,676,634
2005	21,847,451	10,000,000	10,015,000	41,862,451
2006	21,154,249	10,000,000	9,830,000	40,984,249
2007	20,402,462	10,000,000	9,630,000	40,032,462
2008	19,591,677	9,765,782	9,415,000	38,772,459
2009	18,707,829	9,514,298	9,180,000	37,402,127
2010	17,749,284	9,244,279	8,925,000	35,918,563
2011	16,709,729	8,954,357	8,655,000	34,319,086
2012	15,585,984	8,643,065	8,360,000	32,589,049
2013	14,363,600	8,308,827	8,045,000	30,717,427
2014	13,037,909	7,949,953	7,710,000	28,697,862
2015	11,600,179	7,564,626	7,345,000	26,509,805
2016	10,043,400	7,150,896	6,950,000	24,144,296
2017	8,352,592	6,706,670	6,525,000	21,584,262
2018	6,518,887	6,229,700	6,070,000	18,818,587
2019	4,530,209	5,717,572	5,580,000	15,827,781
2020	2,374,248	5,167,695	5,050,000	12,591,943
2021	-	4,577,285	4,480,000	9,057,285
2022	-	3,943,557	3,865,000	7,808,557
2023	-	3,262,702	3,205,000	6,467,702
2024	-	2,531,875	2,490,000	5,021,875
2025	-	1,747,178	1,720,000	3,467,178
2026	-	904,641	895,000	1,799,641
2027	-	-	-	-
2028	-	-	-	-
2029	-	-	-	-
2030	-	-	-	-
2031	-	-	-	-
2032	-	-	-	-
2033	-	-	-	-
2034	-	-	-	-
2035	-	-	-	-
2036	-	-	-	-
2037	-	-	-	-
2038	-	-	-	-
2039	-	-	-	-
2040	-	-	-	-
2041	-	-	-	-
2042	-	-	-	-
2043	-	-	-	-
2044	-	-	-	-

¹ Under these agreements, the State will appropriate general revenue funds in accordance with the underlying agreements.

Appendix B - Projected Outstanding Principal

Projected Net Tax-Supported Debt and Other Obligations - (Including Performance-Based Agreements)

Fiscal Year	Total All Outstanding and Projected Unamortized Principal	Adjustment for Agency Payments ¹	Total All Unamortized Principal Outstanding and Projected
2001	1,537,599,977	(66,700,431)	1,470,899,546
2002	1,360,252,508	(72,593,411)	1,287,659,097
2003	1,350,948,741	(69,999,832)	1,280,948,909
2004	1,402,269,154	(67,441,113)	1,334,828,041
2005	1,444,394,735	(54,976,187)	1,389,418,548
2006	1,569,349,476	(29,661,530)	1,539,687,946
2007	1,651,308,044	(28,848,330)	1,622,459,714
2008	1,679,112,263	(27,765,547)	1,651,346,716
2009	1,884,890,199	(26,616,678)	1,858,273,521
2010	1,909,334,643	(25,406,454)	1,883,928,189
2011	1,859,575,174	(24,129,962)	1,835,445,212
2012	1,895,375,145	(22,779,825)	1,872,595,320
2013	1,904,763,531	(21,352,922)	1,883,410,609
2014	1,821,713,974	(19,842,563)	1,801,871,411
2015	1,797,240,925	(18,240,021)	1,779,000,904
2016	1,744,040,424	(16,438,346)	1,727,602,078
2017	1,719,325,398	(14,735,445)	1,704,589,953
2018	1,774,199,731	(11,654,070)	1,762,545,661
2019	1,850,143,933	(9,573,352)	1,840,570,581
2020	1,814,803,103	(8,657,245)	1,806,145,858
2021	1,926,083,453	(7,672,965)	1,918,410,488
2022	1,761,723,557	(6,614,272)	1,755,109,285
2023	1,812,547,702	(5,477,357)	1,807,070,345
2024	1,823,441,875	(4,252,465)	1,819,189,410
2025	1,843,562,178	(2,935,698)	1,840,626,480
2026	1,905,842,659	(1,523,086)	1,904,319,573
2027	1,929,717,518	-	1,929,717,518
2028	1,984,764,092	-	1,984,764,092
2029	2,044,495,644	-	2,044,495,644
2030	2,094,851,010	-	2,094,851,010
2031	2,146,439,879	-	2,146,439,879
2032	2,190,604,176	-	2,190,604,176
2033	2,237,482,174	-	2,237,482,174
2034	2,270,732,557	-	2,270,732,557
2035	2,298,158,445	-	2,298,158,445
2036	2,322,866,362	-	2,322,866,362
2037	2,339,340,160	-	2,339,340,160
2038	2,348,849,883	-	2,348,849,883
2039	2,355,105,578	-	2,355,105,578
2040	2,357,871,043	-	2,357,871,043
2041	2,356,982,516	-	2,356,982,516
2042	2,350,337,298	-	2,350,337,298
2043	2,340,147,305	-	2,340,147,305
2044	2,339,067,549	-	2,339,067,549

¹ Reflects offsets shown in Net Tax-Supported Debt (Excluding Performance-Based Agreements).

Appendix B

Debt Service as a Percentage of General Revenues

Fiscal Year	General Revenues ¹	Dedicated Gas Tax ²	Adjusted General Revenues	Net Tax Supported Debt Service	Debt Ratio
2024	5,318,400,000	148,585,773	5,466,985,773	259,242,228	4.74%
2025	5,454,200,000	145,465,041	5,599,665,041	244,975,529	4.37%
2026	5,577,948,533	144,072,881	5,722,021,414	251,989,106	4.40%
2027	5,720,294,739	139,620,222	5,859,914,961	250,570,172	4.28%
2028	5,894,494,410	137,768,411	6,032,262,821	231,831,403	3.84%
2029	6,057,707,247	130,680,768	6,188,388,015	221,244,767	3.58%

¹ Reflects general revenues as recommended for FY 2024, and estimates contained in the Five-Year Forecast.

² Reflects estimated yield on gas tax dedicated to transportation purposes excluding RI Bridge and Turnpike Authority's share, as proposed in the Governor's FY 2024 budget.

Appendix B

Net Tax-Supported Debt as Percentage of Personal Income

Fiscal Year	Personal Income ¹	Net Tax-Supported Debt	Debt Ratio
1999	29,013,426,000	1,555,860,585	5.36%
2000	30,911,244,000	1,536,797,951	4.97%
2001	33,058,458,000	1,470,883,538	4.45%
2002	34,353,761,000	1,287,643,081	3.75%
2003	35,949,942,000	1,280,932,885	3.56%
2004	37,959,502,000	1,334,812,009	3.52%
2005	39,365,466,000	1,389,402,508	3.53%
2006	40,651,903,000	1,539,671,898	3.79%
2007	42,751,557,000	1,622,443,658	3.80%
2008	43,926,444,000	1,651,330,652	3.76%
2009	43,179,385,000	1,858,257,449	4.30%
2010	43,992,396,000	1,883,912,109	4.28%
2011	46,298,999,000	1,835,429,124	3.96%
2012	47,997,016,000	1,872,579,224	3.90%
2013	48,787,658,000	1,883,394,505	3.86%
2014	49,619,129,000	1,801,855,299	3.63%
2015	52,028,401,000	1,778,984,784	3.42%
2016	53,156,459,000	1,727,585,950	3.25%
2017	54,147,221,000	1,704,573,817	3.15%
2018	56,879,492,000	1,762,529,517	3.10%
2019	59,129,487,000	1,840,554,429	3.11%
2020	62,446,571,500	1,806,129,698	2.89%
2021	65,913,616,000	1,918,394,320	2.91%
2022	69,894,643,000	1,755,109,285	2.51%
2023	71,223,912,250	1,807,070,345	2.54%
2024	74,072,250,964	1,823,441,875	2.46%
2025	77,596,162,103	1,843,562,178	2.38%
2026	80,913,430,042	1,905,842,659	2.36%
2027	84,334,551,981	1,929,717,518	2.29%
2028	88,009,414,002	1,984,764,092	2.26%
2029	91,695,997,164	2,044,495,644	2.23%

¹ Sources: November 2023 Revenue Estimating Conference Consensus Economic Forecast, FY 2020 - FY 2029
Bureau of Economic Analysis, FY 1999 - FY 2019

Appendix C
Debt Service Payable
By Issuer

Appendix C

Outstanding Debt Service Payments General Obligation Bonds

Fiscal Year	Principal	Interest	Gross Debt Service	Less: Offsets from escrow	Net Debt Service
2024	117,715,000	60,543,730	178,258,730	-	178,258,730
2025	118,930,000	57,805,334	176,735,334	-	176,735,334
2026	124,250,000	52,421,909	176,671,909	-	176,671,909
2027	114,480,000	47,230,707	161,710,707	-	161,710,707
2028	102,555,000	42,600,522	145,155,522	-	145,155,522
2029	89,910,000	38,537,328	128,447,328	-	128,447,328
2030	93,735,000	34,638,777	128,373,777	-	128,373,777
2031	85,100,000	30,712,085	115,812,085	-	115,812,085
2032	83,840,000	27,267,529	111,107,529	-	111,107,529
2033	72,765,000	24,179,843	96,944,843	-	96,944,843
2034	76,885,000	21,641,153	98,526,153	-	98,526,153
2035	75,650,000	18,829,276	94,479,276	-	94,479,276
2036	74,910,000	16,046,900	90,956,900	-	90,956,900
2037	72,675,000	13,338,703	86,013,703	-	86,013,703
2038	68,645,000	10,612,436	79,257,436	-	79,257,436
2039	60,350,000	8,122,696	68,472,696	-	68,472,696
2040	51,730,000	5,987,496	57,717,496	-	57,717,496
2041	42,655,000	4,084,156	46,739,156	-	46,739,156
2042	35,115,000	2,492,891	37,607,891	-	37,607,891
2043	27,725,000	1,184,653	28,909,653	-	28,909,653
2044	11,315,000	282,875	11,597,875	-	11,597,875
2045	-	-	-	-	-
2046	-	-	-	-	-
2047	-	-	-	-	-
2048	-	-	-	-	-
2049	-	-	-	-	-
	1,600,935,000	518,561,000	2,119,496,000	-	2,119,496,000

Appendix C

Outstanding Debt Service Payments Convention Center Authority

Fiscal Year	Principal ¹	Interest	Gross Debt Service	Less: (Offsets) or Other Lease Payments	Net Lease Payment
2024	19,090,000	5,414,678	24,504,678	-	24,504,678
2025	19,745,000	4,761,645	24,506,645	-	24,506,645
2026	20,440,000	4,068,787	24,508,787	-	24,508,787
2027	19,505,000	3,340,851	22,845,851	-	22,845,851
2028	4,315,000	2,591,477	6,906,477	-	6,906,477
2029	4,575,000	2,331,282	6,906,282	-	6,906,282
2030	4,850,000	2,054,037	6,904,037	-	6,904,037
2031	5,145,000	1,760,127	6,905,127	-	6,905,127
2032	5,460,000	1,448,340	6,908,340	-	6,908,340
2033	5,790,000	1,117,464	6,907,464	-	6,907,464
2034	6,140,000	766,590	6,906,590	-	6,906,590
2035	6,510,000	394,506	6,904,506	-	6,904,506
2036	-	-	-	-	-
2037	-	-	-	-	-
2038	-	-	-	-	-
2039	-	-	-	-	-
2040	-	-	-	-	-
2041	-	-	-	-	-
2042	-	-	-	-	-
2043	-	-	-	-	-
2044	-	-	-	-	-
2045	-	-	-	-	-
2046	-	-	-	-	-
2047	-	-	-	-	-
2048	-	-	-	-	-
	121,565,000	30,049,784	151,614,784	-	151,614,784

Appendix C

Outstanding Debt Service Payments Garrahy Garage

Fiscal Year	Principal	Interest	Gross Debt Service	Estimated Offsets	Net Debt Service
2024	1,435,000	1,592,981	3,027,981	(2,131,398)	896,583
2025	1,480,000	1,544,162	3,024,162	(2,130,823)	893,339
2026	1,535,000	1,491,593	3,026,593	(3,026,593)	-
2027	1,590,000	1,436,717	3,026,717	(3,026,717)	-
2028	1,645,000	1,378,284	3,023,284	(3,023,284)	-
2029	1,710,000	1,316,185	3,026,185	(3,026,185)	-
2030	1,775,000	1,249,923	3,024,923	(3,024,923)	-
2031	1,845,000	1,179,367	3,024,367	(3,024,367)	-
2032	1,920,000	1,105,105	3,025,105	(3,025,105)	-
2033	2,000,000	1,026,865	3,026,865	(3,026,865)	-
2034	2,080,000	944,365	3,024,365	(3,024,365)	-
2035	2,170,000	857,234	3,027,234	(3,027,234)	-
2036	2,260,000	766,333	3,026,333	(3,026,333)	-
2037	2,355,000	671,661	3,026,661	(3,026,661)	-
2038	2,455,000	573,010	3,028,010	(3,028,010)	-
2039	2,560,000	467,715	3,027,715	(3,027,715)	-
2040	2,665,000	357,917	3,022,917	(3,022,917)	-
2041	2,780,000	243,615	3,023,615	(3,023,615)	-
2042	2,900,000	124,381	3,024,381	(3,024,381)	-
2043	-	-	-	-	-
2044	-	-	-	-	-
2045	-	-	-	-	-
2046	-	-	-	-	-
2047	-	-	-	-	-
2048	-	-	-	-	-
2049	-	-	-	-	-
	39,160,000	18,327,415	57,487,415	(55,697,493)	1,789,922

Appendix C

Outstanding Debt Service Payments Kent County Courthouse

Fiscal Year	Principal ¹	Interest	Gross Debt Service	Less: Offsets	Net Debt Service
2024	4,500,000	112,500	4,612,500	-	4,612,500
2025	-	-	-	-	-
2026	-	-	-	-	-
2027	-	-	-	-	-
2028	-	-	-	-	-
2029	-	-	-	-	-
2030	-	-	-	-	-
2031	-	-	-	-	-
2032	-	-	-	-	-
2033	-	-	-	-	-
2034	-	-	-	-	-
2035	-	-	-	-	-
2036	-	-	-	-	-
2037	-	-	-	-	-
2038	-	-	-	-	-
2039	-	-	-	-	-
2040	-	-	-	-	-
2041	-	-	-	-	-
2042	-	-	-	-	-
2043	-	-	-	-	-
2044	-	-	-	-	-
2045	-	-	-	-	-
2046	-	-	-	-	-
2047	-	-	-	-	-
2048	-	-	-	-	-
2049	-	-	-	-	-
	4,500,000	112,500	4,612,500	-	4,612,500

¹ Reflects refunding of COPs in April 2013.

Appendix C

Outstanding Debt Service Payments Juvenile Training School

Fiscal Year	Principal ¹	Interest	Total Debt Service
2024	3,905,000	302,875	4,207,875
2025	4,105,000	102,625	4,207,625
2026	-	-	-
2027	-	-	-
2028	-	-	-
2029	-	-	-
2030	-	-	-
2031	-	-	-
2032	-	-	-
2033	-	-	-
2034	-	-	-
2035	-	-	-
2036	-	-	-
2037	-	-	-
2038	-	-	-
2039	-	-	-
2040	-	-	-
2041	-	-	-
2042	-	-	-
2043	-	-	-
2044	-	-	-
2045	-	-	-
2046	-	-	-
2047	-	-	-
2048	-	-	-
2049	-	-	-
	8,010,000	405,500	8,415,500

¹ Reflects refunding of COPs in April 2013.

Appendix C

Outstanding Debt Service Payments Traffic Tribunal Court Complex

Fiscal Year	Principal ¹	Interest	Gross Debt Service
2024	1,565,000	113,050	1,678,050
2025	1,635,000	40,875	1,675,875
2026	-	-	-
2027	-	-	-
2028	-	-	-
2029	-	-	-
2030	-	-	-
2031	-	-	-
2032	-	-	-
2033	-	-	-
2034	-	-	-
2035	-	-	-
2036	-	-	-
2037	-	-	-
2038	-	-	-
2039	-	-	-
2040	-	-	-
2041	-	-	-
2042	-	-	-
2043	-	-	-
2044	-	-	-
2045	-	-	-
2046	-	-	-
2047	-	-	-
2048	-	-	-
2049	-	-	-
	3,200,000	153,925	3,353,925

¹ Reflects refunding of COPs in April 2013.

Appendix C

Outstanding Debt Service Payments Eleanor Slater Hospital

Fiscal Year	Principal	Interest	Gross Debt Service	Estimated Offsets	Net Debt Service
2024	1,130,000	741,300	1,871,300	-	1,871,300
2025	1,185,000	683,425	1,868,425	-	1,868,425
2026	1,250,000	622,550	1,872,550	-	1,872,550
2027	1,310,000	558,550	1,868,550	-	1,868,550
2028	1,380,000	491,300	1,871,300	-	1,871,300
2029	1,450,000	420,555	1,870,555	-	1,870,555
2030	1,525,000	346,175	1,871,175	-	1,871,175
2031	1,600,000	268,050	1,868,050	-	1,868,050
2032	1,685,000	185,925	1,870,925	-	1,870,925
2033	1,760,000	108,600	1,868,600	-	1,868,600
2034	1,835,000	36,700	1,871,700	-	1,871,700
2035	-	-	-	-	-
2036	-	-	-	-	-
2037	-	-	-	-	-
2038	-	-	-	-	-
2039	-	-	-	-	-
2040	-	-	-	-	-
2041	-	-	-	-	-
2042	-	-	-	-	-
2043	-	-	-	-	-
2044	-	-	-	-	-
2045	-	-	-	-	-
2046	-	-	-	-	-
2047	-	-	-	-	-
2048	-	-	-	-	-
2049	-	-	-	-	-
	16,110,000	4,463,130	20,573,130	-	20,573,130

Appendix C

Outstanding Debt Service Payments School for the Deaf

Fiscal Year	Principal ¹	Interest	Gross Debt Service	Estimated Offsets	Net Debt Service
2024	1,850,000	629,500	2,479,500	-	2,479,500
2025	1,945,000	537,000	2,482,000	-	2,482,000
2026	2,040,000	439,750	2,479,750	-	2,479,750
2027	2,145,000	337,750	2,482,750	-	2,482,750
2028	2,250,000	230,500	2,480,500	-	2,480,500
2029	2,360,000	118,000	2,478,000	-	2,478,000
2030	-	-	-	-	-
2031	-	-	-	-	-
2032	-	-	-	-	-
2033	-	-	-	-	-
2034	-	-	-	-	-
2035	-	-	-	-	-
2036	-	-	-	-	-
2037	-	-	-	-	-
2038	-	-	-	-	-
2039	-	-	-	-	-
2040	-	-	-	-	-
2041	-	-	-	-	-
2042	-	-	-	-	-
2043	-	-	-	-	-
2044	-	-	-	-	-
2045	-	-	-	-	-
2046	-	-	-	-	-
2047	-	-	-	-	-
2048	-	-	-	-	-
2049	-	-	-	-	-
	12,590,000	2,292,500	14,882,500	-	14,882,500

¹ Reflects refunding of COPs in June 2017.

Appendix C

Outstanding Debt Service Payments Innovative Technology Certificates of Participation¹

Fiscal Year	Principal	Interest	Gross Debt Service	Estimated Offsets ²	Net Debt Service
2024	3,575,000	277,375	3,852,375	-	3,852,375
2025	3,760,000	94,000	3,854,000	-	3,854,000
2026	-	-	-	-	-
2027	-	-	-	-	-
2028	-	-	-	-	-
2029	-	-	-	-	-
2030	-	-	-	-	-
2031	-	-	-	-	-
2032	-	-	-	-	-
2033	-	-	-	-	-
2034	-	-	-	-	-
2035	-	-	-	-	-
2036	-	-	-	-	-
2037	-	-	-	-	-
2038	-	-	-	-	-
2039	-	-	-	-	-
2040	-	-	-	-	-
2041	-	-	-	-	-
2042	-	-	-	-	-
2043	-	-	-	-	-
2044	-	-	-	-	-
2045	-	-	-	-	-
2046	-	-	-	-	-
2047	-	-	-	-	-
2048	-	-	-	-	-
2049	-	-	-	-	-
	7,335,000	371,375	7,706,375	-	7,706,375

¹ Includes debt issuances from 2007, 2009, 2013 and 2014.

Appendix C

Outstanding Debt Service Payments EDC- Transportation Motor Fuel Bonds

Fiscal Year	Principal ¹	Interest	Gross Debt Service	Two Cents of Gas Tax held by Trustee ²	Total Net Debt Service Payment ³
2024	4,605,000	753,750	5,358,750	(5,358,750)	-
2025	4,360,000	523,500	4,883,500	(4,883,500)	-
2026	4,580,000	305,500	4,885,500	(4,885,500)	-
2027	1,530,000	76,500	1,606,500	(1,606,500)	-
2028	-	-	-	-	-
2029	-	-	-	-	-
2030	-	-	-	-	-
2031	-	-	-	-	-
2032	-	-	-	-	-
2033	-	-	-	-	-
2034	-	-	-	-	-
2035	-	-	-	-	-
2036	-	-	-	-	-
2037	-	-	-	-	-
2038	-	-	-	-	-
2039	-	-	-	-	-
2040	-	-	-	-	-
2041	-	-	-	-	-
2042	-	-	-	-	-
2043	-	-	-	-	-
2044	-	-	-	-	-
2045	-	-	-	-	-
2046	-	-	-	-	-
2047	-	-	-	-	-
2048	-	-	-	-	-
2049	-	-	-	-	-
	15,075,000	1,659,250	16,734,250	(16,734,250)	-

¹ Reflects refunding of bonds in November 2017.

² Budget reflects dedication of two cent of gas tax to trustee for motor fuel bonds. Amount shown is amount payable on bonds, but bond documents covenant two full cents flow to trustee for coverage purposes.

³ Debt service reserve fund will be available upon full repayment of all motor fuel bonds.

Appendix C

Outstanding Debt Service Department of Administration Energy Conservation Equipment Leases ¹

Fiscal Year	Principal ²	Interest	Gross Debt Service	Estimated Offsets	Net Debt Service
2024	1,360,000	91,150	1,451,150	-	1,451,150
2025	1,415,000	35,375	1,450,375	-	1,450,375
2026	-	-	-	-	-
2027	-	-	-	-	-
2028	-	-	-	-	-
2029	-	-	-	-	-
2030	-	-	-	-	-
2031	-	-	-	-	-
2032	-	-	-	-	-
2033	-	-	-	-	-
2034	-	-	-	-	-
2035	-	-	-	-	-
2036	-	-	-	-	-
2037	-	-	-	-	-
2038	-	-	-	-	-
2039	-	-	-	-	-
2040	-	-	-	-	-
2041	-	-	-	-	-
2042	-	-	-	-	-
2043	-	-	-	-	-
2044	-	-	-	-	-
2045	-	-	-	-	-
2046	-	-	-	-	-
2047	-	-	-	-	-
2048	-	-	-	-	-
2049	-	-	-	-	-
	2,775,000	126,525	2,901,525	-	2,901,525

¹ Energy savings from installation of energy conservation equipment are redirected to cover debt service. Includes issuances in 2007, 2011, 2013 and 2014.

² Reflects refunding of COPs in June 2017.

Appendix C

Outstanding Debt Service URI Energy Conservation Equipment Leases

Fiscal Year	Principal ¹	Interest	Gross Debt Service	Estimated Offsets	Net Debt Service
2024	1,665,000	728,075	2,393,075	-	2,393,075
2025	1,790,000	648,500	2,438,500	-	2,438,500
2026	1,930,000	563,075	2,493,075	-	2,493,075
2027	1,250,000	469,400	1,719,400	-	1,719,400
2028	1,310,000	406,025	1,716,025	-	1,716,025
2029	1,375,000	339,650	1,714,650	-	1,714,650
2030	1,445,000	269,900	1,714,900	-	1,714,900
2031	1,515,000	196,650	1,711,650	-	1,711,650
2032	1,595,000	119,775	1,714,775	-	1,714,775
2033	935,000	57,700	992,700	-	992,700
2034	975,000	19,500	994,500	-	994,500
2035	-	-	-	-	-
2036	-	-	-	-	-
2037	-	-	-	-	-
2038	-	-	-	-	-
2039	-	-	-	-	-
2040	-	-	-	-	-
2041	-	-	-	-	-
2042	-	-	-	-	-
2043	-	-	-	-	-
2044	-	-	-	-	-
2045	-	-	-	-	-
2046	-	-	-	-	-
2047	-	-	-	-	-
2048	-	-	-	-	-
2049	-	-	-	-	-
	15,785,000	3,818,250	19,603,250	-	19,603,250

¹ Reflects refunding of COPs in June 2017.

Appendix C

Outstanding Debt Service RIC Energy Conservation Equipment Leases

Fiscal Year	Principal	Interest	Gross Debt Service	Estimated Offsets	Net Debt Service
2024	560,000	157,975	717,975	-	717,975
2025	605,000	137,700	742,700	-	742,700
2026	650,000	112,375	762,375	-	762,375
2027	700,000	85,625	785,625	-	785,625
2028	750,000	63,875	813,875	-	813,875
2029	800,000	40,125	840,125	-	840,125
2030	850,000	13,813	863,813	-	863,813
2031	-	-	-	-	-
2032	-	-	-	-	-
2033	-	-	-	-	-
2034	-	-	-	-	-
2035	-	-	-	-	-
2036	-	-	-	-	-
2037	-	-	-	-	-
2038	-	-	-	-	-
2039	-	-	-	-	-
2040	-	-	-	-	-
2041	-	-	-	-	-
2042	-	-	-	-	-
2043	-	-	-	-	-
2044	-	-	-	-	-
2045	-	-	-	-	-
2046	-	-	-	-	-
2047	-	-	-	-	-
2048	-	-	-	-	-
2049	-	-	-	-	-
	4,915,000	611,488	5,526,488	-	5,526,488

Appendix C

Outstanding Debt Service Nursing Education Center

Fiscal Year	Principal	Interest	Gross Debt Service	Less: Offsets	Net Debt Service
2024	960,000	207,250	1,167,250	-	1,167,250
2025	1,010,000	159,250	1,169,250	-	1,169,250
2026	1,060,000	108,750	1,168,750	-	1,168,750
2027	1,115,000	55,750	1,170,750	-	1,170,750
2028	-	-	-	-	-
2029	-	-	-	-	-
2030	-	-	-	-	-
2031	-	-	-	-	-
2032	-	-	-	-	-
2033	-	-	-	-	-
2034	-	-	-	-	-
2035	-	-	-	-	-
2036	-	-	-	-	-
2037	-	-	-	-	-
2038	-	-	-	-	-
2039	-	-	-	-	-
2040	-	-	-	-	-
2041	-	-	-	-	-
2042	-	-	-	-	-
2043	-	-	-	-	-
2044	-	-	-	-	-
2045	-	-	-	-	-
2046	-	-	-	-	-
2047	-	-	-	-	-
2048	-	-	-	-	-
2049	-	-	-	-	-
	4,145,000	531,000	4,676,000	-	4,676,000

Appendix C

Outstanding Debt Service Historic Structures Tax Credits Fund

Fiscal Year	Principal ¹	Interest	Gross Debt Service	Estimated Offsets	Net Debt Service
2024	17,765,000	1,648,210	19,413,210	-	19,413,210
2025	8,740,000	1,153,357	9,893,357	-	9,893,357
2026	9,005,000	891,419	9,896,419	-	9,896,419
2027	9,280,000	612,534	9,892,534	-	9,892,534
2028	9,580,000	315,853	9,895,853	-	9,895,853
2029	-	-	-	-	-
2030	-	-	-	-	-
2031	-	-	-	-	-
2032	-	-	-	-	-
2033	-	-	-	-	-
2034	-	-	-	-	-
2035	-	-	-	-	-
2036	-	-	-	-	-
2037	-	-	-	-	-
2038	-	-	-	-	-
2039	-	-	-	-	-
2040	-	-	-	-	-
2041	-	-	-	-	-
2042	-	-	-	-	-
2043	-	-	-	-	-
2044	-	-	-	-	-
2045	-	-	-	-	-
2046	-	-	-	-	-
2047	-	-	-	-	-
2048	-	-	-	-	-
2049	-	-	-	-	-
	54,370,000	4,621,373	58,991,373	-	58,991,373

¹ Includes debt issued in 2015 and 2019.

Appendix C

Outstanding Debt Service Central Falls School Project

Fiscal Year	Principal ¹	Interest	Gross Debt Service	Estimated Offsets	Net Debt Service
2024	3,890,000	3,331,798	7,221,798	-	7,221,798
2025	2,940,000	4,281,050	7,221,050	-	7,221,050
2026	3,090,000	4,134,050	7,224,050	-	7,224,050
2027	3,245,000	3,979,550	7,224,550	-	7,224,550
2028	3,405,000	3,817,300	7,222,300	-	7,222,300
2029	3,575,000	3,647,050	7,222,050	-	7,222,050
2030	3,755,000	3,468,300	7,223,300	-	7,223,300
2031	3,940,000	3,280,550	7,220,550	-	7,220,550
2032	4,140,000	3,083,550	7,223,550	-	7,223,550
2033	4,345,000	2,876,550	7,221,550	-	7,221,550
2034	4,565,000	2,659,300	7,224,300	-	7,224,300
2035	4,790,000	2,431,050	7,221,050	-	7,221,050
2036	5,030,000	2,191,550	7,221,550	-	7,221,550
2037	5,280,000	1,940,050	7,220,050	-	7,220,050
2038	5,545,000	1,676,050	7,221,050	-	7,221,050
2039	5,825,000	1,398,800	7,223,800	-	7,223,800
2040	6,115,000	1,107,550	7,222,550	-	7,222,550
2041	6,420,000	801,800	7,221,800	-	7,221,800
2042	6,680,000	545,000	7,225,000	-	7,225,000
2043	6,945,000	277,800	7,222,800	-	7,222,800
2044	-	-	-	-	-
2045	-	-	-	-	-
2046	-	-	-	-	-
2047	-	-	-	-	-
2048	-	-	-	-	-
2049	-	-	-	-	-
	93,520,000	50,928,698	144,448,698	-	-
					144,448,698

¹ Includes debt issued in FY 2024.

Appendix C

Outstanding Debt Service Redevelopment of I-195 Land ¹

Fiscal Year	Principal ⁴	Interest ²	Gross Debt Service	Estimated Offsets ³	Net Debt Service
2024	2,085,000	1,477,125	3,562,125	-	3,562,125
2025	-	-	-	-	-
2026	-	-	-	-	-
2027	-	-	-	-	-
2028	-	-	-	-	-
2029	-	-	-	-	-
2030	-	-	-	-	-
2031	-	-	-	-	-
2032	-	-	-	-	-
2033	-	-	-	-	-
2034	-	-	-	-	-
2035	-	-	-	-	-
2036	-	-	-	-	-
2037	-	-	-	-	-
2038	-	-	-	-	-
2039	-	-	-	-	-
2040	-	-	-	-	-
2041	-	-	-	-	-
2042	-	-	-	-	-
2043	-	-	-	-	-
2044	-	-	-	-	-
2045	-	-	-	-	-
2046	-	-	-	-	-
2047	-	-	-	-	-
2048	-	-	-	-	-
2049	-	-	-	-	-
	2,085,000	1,477,125	3,562,125	-	3,562,125

¹ Tax-exempt bank loan totaling \$37.4 million with interest rate at SOFR plus 1.0% and taxable bank loan totaling \$960,000 with interest rate at LIBOR plus 1.15%; semi-annual interest payments, with no principal payments for the first five years. Principal will be amortized over a twenty year schedule beginning in year 6, with a balloon payment in year 10. Initial agreement is for ten (10) years with an option to extend for an additional ten (10) years. The taxable issuance was paid off in FY 2019. The State has exercised its right to extend the loan for an additional five years, with new debt issued in 2023 in the amount of \$30,055,000.

² Interest displayed is based on interest rate of 5.00% .

³ Offsets are based on anticipated actual interest payments due to current SOFR rates plus adjustments, including some land sale proceeds.

⁴ Remaining principal from FY 2025 - FY 2033 of \$27,970,000 fully defeased on November 30, 2023.

Appendix C

Summary - All Outstanding Debt Service Payments ¹ (Excluding Performance Based Agreements)

Fiscal Year	Principal	Interest	Total Gross Debt Service	Less: Capitalized Interest, Reserve Fund Deposit	Excess Two Cents Gas Tax held by Trustee ²	Total Net Debt Service Payment
2024	187,655,000	78,123,322	265,778,322	(2,131,398)	(5,358,750)	258,288,174
2025	173,645,000	72,507,798	246,152,798	(2,130,823)	(4,883,500)	239,138,475
2026	169,830,000	65,159,758	234,989,758	(3,026,593)	(4,885,500)	227,077,665
2027	156,150,000	58,183,934	214,333,934	(3,026,717)	(1,606,500)	209,700,717
2028	127,190,000	51,895,135	179,085,135	(3,023,284)	-	176,061,851
2029	105,755,000	46,750,175	152,505,175	(3,026,185)	-	149,478,990
2030	107,935,000	42,040,924	149,975,924	(3,024,923)	-	146,951,001
2031	99,145,000	37,396,829	136,541,829	(3,024,367)	-	133,517,462
2032	98,640,000	33,210,224	131,850,224	(3,025,105)	-	128,825,119
2033	87,595,000	29,367,022	116,962,022	(3,026,865)	-	113,935,157
2034	92,480,000	26,067,608	118,547,608	(3,024,365)	-	115,523,243
2035	89,120,000	22,512,066	111,632,066	(3,027,234)	-	108,604,832
2036	82,200,000	19,004,783	101,204,783	(3,026,333)	-	98,178,450
2037	80,310,000	15,950,414	96,260,414	(3,026,661)	-	93,233,753
2038	76,645,000	12,861,497	89,506,497	(3,028,010)	-	86,478,486
2039	68,735,000	9,989,212	78,724,212	(3,027,715)	-	75,696,496
2040	60,510,000	7,452,963	67,962,963	(3,022,917)	-	64,940,046
2041	51,855,000	5,129,571	56,984,571	(3,023,615)	-	53,960,956
2042	44,695,000	3,162,272	47,857,272	(3,024,381)	-	44,832,891
2043	34,670,000	1,462,453	36,132,453	-	-	36,132,453
2044	11,315,000	282,875	11,597,875	-	-	11,597,875
2045	-	-	-	-	-	-
2046	-	-	-	-	-	-
2047	-	-	-	-	-	-
2048	-	-	-	-	-	-
2049	-	-	-	-	-	-
	2,006,075,000	638,510,837	2,644,585,837	(55,697,493)	(16,734,250)	2,572,154,094

¹ Reflects amounts payable on outstanding net tax supported debt. Excludes performance-based obligations that are shown on subsequent schedules.

² Budget reflects dedication of two cent of gas tax to trustee for motor fuel bonds. Amount shown is the amount payable on the bonds but bond documents covenant that a full two cents of gas tax proceeds flow to the trustee for coverage purposes.

Appendix C

Projected Debt Service on Proposed Debt Issuance General Obligation Bonds

Fiscal Year	Principal ¹	Interest	Total Projected Debt Service
2024	-	-	-
2025	-	4,883,000	4,883,000
2026	5,906,982	14,534,250	20,441,232
2027	11,970,500	23,892,151	35,862,651
2028	18,478,426	33,238,626	51,717,052
2029	25,523,447	42,194,080	67,717,527
2030	32,629,635	50,556,657	83,186,292
2031	40,091,131	58,563,925	98,655,056
2032	47,925,702	66,198,119	114,123,821
2033	56,152,002	73,440,584	129,592,586
2034	64,789,617	80,271,734	145,061,351
2035	73,859,113	86,671,003	160,530,115
2036	83,382,083	92,616,797	175,998,880
2037	93,381,202	98,086,443	191,467,645
2038	103,880,277	103,056,133	206,936,410
2039	114,904,305	107,500,869	222,405,174
2040	126,479,535	111,394,404	237,873,939
2041	138,633,527	114,709,177	253,342,704
2042	151,395,218	117,416,251	268,811,469
2043	164,794,994	119,485,240	284,280,233
2044	178,864,758	120,884,240	299,748,998
2045	193,638,011	121,579,752	315,217,763
2046	193,476,944	121,536,602	315,013,546
2047	193,676,137	121,501,505	315,177,642
2048	193,510,557	121,456,448	314,967,005
2049	192,775,000	121,419,670	314,194,670
2050	192,775,000	121,419,670	314,194,670
2051	192,775,000	121,419,670	314,194,670
2052	192,775,000	121,419,670	314,194,670
	3,078,444,102	2,491,346,669	5,569,790,771

(1) Assumes a fall 2024 issuance of \$195.3 million, a fall 2025 issuance of \$190.7 million, a fall 2026 issuance of \$195.4 million, a fall 2027 issuance of \$202.4 million, and issuances of \$192.8 million every fall thereafter. All issuances assume 5% annual interest rate and 20-year terms.

Appendix C

Projected Debt Service on Proposed Debt Issuance Central Falls School Project

Fiscal Year	Principal ¹	Interest	Total Projected Debt Service	Less: Offsets	Total Projected Debt Service
2024	-	-	-	-	-
2025	-	-	-	-	-
2026	1,525,000	1,991,156	3,516,156	-	3,516,156
2027	1,605,000	2,447,750	4,052,750	-	4,052,750
2028	1,685,000	2,367,500	4,052,500	-	4,052,500
2029	1,765,000	2,283,250	4,048,250	-	4,048,250
2030	1,855,000	2,195,000	4,050,000	-	4,050,000
2031	1,950,000	2,102,250	4,052,250	-	4,052,250
2032	2,045,000	2,004,750	4,049,750	-	4,049,750
2033	2,150,000	1,902,500	4,052,500	-	4,052,500
2034	2,255,000	1,795,000	4,050,000	-	4,050,000
2035	2,370,000	1,682,250	4,052,250	-	4,052,250
2036	2,485,000	1,563,750	4,048,750	-	4,048,750
2037	2,610,000	1,439,500	4,049,500	-	4,049,500
2038	2,740,000	1,309,000	4,049,000	-	4,049,000
2039	2,880,000	1,172,000	4,052,000	-	4,052,000
2040	3,020,000	1,028,000	4,048,000	-	4,048,000
2041	3,175,000	877,000	4,052,000	-	4,052,000
2042	3,330,000	718,250	4,048,250	-	4,048,250
2043	3,500,000	551,750	4,051,750	-	4,051,750
2044	3,675,000	376,750	4,051,750	-	4,051,750
2045	3,860,000	193,000	4,053,000	-	4,053,000
2046	-	-	-	-	-
2047	-	-	-	-	-
2048	-	-	-	-	-
2049	-	-	-	-	-
	50,480,000	30,000,406	80,480,406	- -	80,480,406

¹ Assumes issuance of \$50.48 million in FY 2026 at an annual interest rate of 5.0% and twenty-year term. The total amount authorized by 2021 Local Acts 106 & 107 for the City of Central Falls School Project is \$144.0 million. \$93.52 million has been issued in FY 2024.

Appendix C

Summary - All Outstanding and Projected Debt Service Payments (Excluding Performance Based Agreements)

Fiscal Year	Principal	Interest	Total Gross Debt Service	Less: Offsets	Excess Two Cents Gas Tax under Trustee ¹	Net Debt Service Payable ²
2024	187,655,000	78,123,322	265,778,322	(2,131,398)	(5,358,750)	258,288,174
2025	173,645,000	77,390,798	251,035,798	(2,130,823)	(4,883,500)	244,021,475
2026	177,261,982	81,685,163	258,947,145	(3,026,593)	(4,885,500)	251,035,052
2027	169,725,500	84,523,835	254,249,335	(3,026,717)	(1,606,500)	249,616,118
2028	147,353,426	87,501,261	234,854,687	(3,023,284)	-	231,831,403
2029	133,043,447	91,227,504	224,270,952	(3,026,185)	-	221,244,767
2030	142,419,635	94,792,582	237,212,216	(3,024,923)	-	234,187,293
2031	141,186,131	98,063,004	239,249,135	(3,024,367)	-	236,224,769
2032	148,610,702	101,413,093	250,023,795	(3,025,105)	-	246,998,690
2033	145,897,002	104,710,106	250,607,108	(3,026,865)	-	247,580,242
2034	159,524,617	108,134,342	267,658,959	(3,024,365)	-	264,634,594
2035	165,349,113	110,865,319	276,214,432	(3,027,234)	-	273,187,198
2036	168,067,083	113,185,330	281,252,413	(3,026,333)	-	278,226,080
2037	176,301,202	115,476,357	291,777,559	(3,026,661)	-	288,750,897
2038	183,265,277	117,226,630	300,491,906	(3,028,010)	-	297,463,896
2039	186,519,305	118,662,081	305,181,386	(3,027,715)	-	302,153,671
2040	190,009,535	119,875,367	309,884,902	(3,022,917)	-	306,861,985
2041	193,663,527	120,715,749	314,379,275	(3,023,615)	-	311,355,660
2042	199,420,218	121,296,773	320,716,991	(3,024,381)	-	317,692,610
2043	202,964,994	121,499,443	324,464,437	-	-	324,464,437
2044	193,854,758	121,543,865	315,398,623	-	-	315,398,623
2045	197,498,011	121,772,752	319,270,763	-	-	319,270,763
2046	193,476,944	121,536,602	315,013,546	-	-	315,013,546
2047	193,676,137	121,501,505	315,177,642	-	-	315,177,642
2048	193,510,557	121,456,448	314,967,005	-	-	314,967,005
2049	192,775,000	121,419,670	314,194,670	-	-	314,194,670
	4,556,674,102	2,795,598,902	7,352,273,003	(55,697,493)	(16,734,250)	7,279,841,261

¹ Reflects amounts payable on net tax supported debt, including projected issuance. Excludes performance-based obligations that are shown on subsequent schedules.

² Budget reflects dedication of two cent of gas tax to trustee for motor fuel bonds. Amount shown is the amount payable on the bonds but bond documents covenant that a full two cents of gas tax proceeds flow to the trustee for coverage purposes.

Appendix C

Outstanding Debt Service Payments Performance Based State Obligation RI Economic Development Corporation - Fleet

Fiscal Year	Principal	Interest	Total Debt Service Payment	Less: Revenues Pledged ¹	Total Net State Payment
2024	715,000	228,583	943,583	(943,583)	-
2025	770,000	175,808	945,808	(945,808)	-
2026	825,000	116,482	941,482	(941,482)	-
2027	895,000	51,368	946,368	(946,368)	-
2028	-	-	-	-	-
2029	-	-	-	-	-
2030	-	-	-	-	-
2031	-	-	-	-	-
2032	-	-	-	-	-
2033	-	-	-	-	-
2034	-	-	-	-	-
2035	-	-	-	-	-
2036	-	-	-	-	-
2037	-	-	-	-	-
2038	-	-	-	-	-
2039	-	-	-	-	-
2040	-	-	-	-	-
2041	-	-	-	-	-
2042	-	-	-	-	-
2043	-	-	-	-	-
2044	-	-	-	-	-
2045	-	-	-	-	-
2046	-	-	-	-	-
2047	-	-	-	-	-
2048	-	-	-	-	-
2049	-	-	-	-	-
	3,205,000	572,241	3,777,241	(3,777,241)	-

¹ Assumes no state obligation, which is \$1,000 per FTE in excess of the first 1,000 new FTE's employed, up to a maximum credit equal to approximately 31% of the total debt service on the bonds. Of the \$11 million of bonds issued, the State's obligation to pay job rent credits, if all conditions are met, is limited to \$3.4 million, or 31%.

Appendix C

Outstanding Debt Service Payments Performance Based State Obligation RI Economic Development Corporation - Fidelity II

Fiscal Year	Principal	Interest	Gross Lease Payment	Less: Revenues Pledged ¹	Net Lease Payment
2024	730,827	223,227	954,054	-	954,054
2025	784,697	169,357	954,054	-	954,054
2026	842,537	111,517	954,054	-	954,054
2027	904,641	49,413	954,054	-	954,054
2028	-	-	-	-	-
2029	-	-	-	-	-
2030	-	-	-	-	-
2031	-	-	-	-	-
2032	-	-	-	-	-
2033	-	-	-	-	-
2034	-	-	-	-	-
2035	-	-	-	-	-
2036	-	-	-	-	-
2037	-	-	-	-	-
2038	-	-	-	-	-
2039	-	-	-	-	-
2040	-	-	-	-	-
2041	-	-	-	-	-
2042	-	-	-	-	-
2043	-	-	-	-	-
2044	-	-	-	-	-
2045	-	-	-	-	-
2046	-	-	-	-	-
2047	-	-	-	-	-
2048	-	-	-	-	-
2049	-	-	-	-	-
	3,262,702	553,514	3,816,216	0	3,816,216

¹ Offsets based on lower projected job rent credits from the State based on actual jobs in FY 2023 and estimates provided by Fidelity.

Appendix C

Summary - All Outstanding and Projected Debt Service Payments (Including Performance Based Agreements)

Fiscal Year	Principal	Interest	Gross Debt Service	Less: Offsets & Self Supporting	Excess Two Cents Gas Tax under Trustee ¹	Net Debt Service Payable ²
2024	189,100,827	78,575,132	267,675,959	(3,074,981)	(5,358,750)	259,242,228
2025	175,199,697	77,735,963	252,935,660	(3,076,631)	(4,883,500)	244,975,529
2026	178,929,519	81,913,162	260,842,681	(3,968,075)	(4,885,500)	251,989,106
2027	171,525,141	84,624,616	256,149,757	(3,973,085)	(1,606,500)	250,570,172
2028	147,353,426	87,501,261	234,854,687	(3,023,284)	-	231,831,403
2029	133,043,447	91,227,504	224,270,952	(3,026,185)	-	221,244,767
2030	142,419,635	94,792,582	237,212,216	(3,024,923)	-	234,187,293
2031	141,186,131	98,063,004	239,249,135	(3,024,367)	-	236,224,769
2032	148,610,702	101,413,093	250,023,795	(3,025,105)	-	246,998,690
2033	145,897,002	104,710,106	250,607,108	(3,026,865)	-	247,580,242
2034	159,524,617	108,134,342	267,658,959	(3,024,365)	-	264,634,594
2035	165,349,113	110,865,319	276,214,432	(3,027,234)	-	273,187,198
2036	168,067,083	113,185,330	281,252,413	(3,026,333)	-	278,226,080
2037	176,301,202	115,476,357	291,777,559	(3,026,661)	-	288,750,897
2038	183,265,277	117,226,630	300,491,906	(3,028,010)	-	297,463,896
2039	186,519,305	118,662,081	305,181,386	(3,027,715)	-	302,153,671
2040	190,009,535	119,875,367	309,884,902	(3,022,917)	-	306,861,985
2041	193,663,527	120,715,749	314,379,275	(3,023,615)	-	311,355,660
2042	199,420,218	121,296,773	320,716,991	(3,024,381)	-	317,692,610
2043	202,964,994	121,499,443	324,464,437	-	-	324,464,437
2044	193,854,758	121,543,865	315,398,623	-	-	315,398,623
2045	197,498,011	121,772,752	319,270,763	-	-	319,270,763
2046	193,476,944	121,536,602	315,013,546	-	-	315,013,546
2047	193,676,137	121,501,505	315,177,642	-	-	315,177,642
2048	193,510,557	121,456,448	314,967,005	-	-	314,967,005
2049	192,775,000	121,419,670	314,194,670	-	-	314,194,670

4,563,141,804	2,796,724,657	7,359,866,460	(59,474,734)	(16,734,250)	7,283,657,477
----------------------	----------------------	----------------------	---------------------	---------------------	----------------------

¹ Budget reflects dedication of two cent of gas tax to trustee for motor fuel bonds. Amount shown is the amount payable on the bonds, but bond documents covenant that a full two cents of gas tax proceeds flow to the trustee for coverage purposes.

² Reflects amounts payable on net tax supported debt, including projected issuance and performance-based obligations.

Appendix D

Transportation GARVEE

Bonds

Appendix D

Outstanding Debt Service on Non-State Debt RI Commerce Corporation - GARVEE

Fiscal Year	Principal ¹	Interest	Projected Debt Service	Less: Federal Funds	Total General Revenue Commitment
2024	43,180,000	22,633,000	65,813,000	(65,813,000)	-
2025	41,860,000	20,574,000	62,434,000	(62,434,000)	-
2026	43,950,000	18,481,000	62,431,000	(62,431,000)	-
2027	46,150,000	16,283,500	62,433,500	(62,433,500)	-
2028	48,455,000	13,976,000	62,431,000	(62,431,000)	-
2029	50,880,000	11,553,250	62,433,250	(62,433,250)	-
2030	53,425,000	9,009,250	62,434,250	(62,434,250)	-
2031	56,090,000	6,338,000	62,428,000	(62,428,000)	-
2032	16,395,000	3,533,500	19,928,500	(19,928,500)	-
2033	17,215,000	2,713,750	19,928,750	(19,928,750)	-
2034	18,080,000	1,853,000	19,933,000	(19,933,000)	-
2035	18,980,000	949,000	19,929,000	(19,929,000)	-
2036	-	-	-	-	-
2037	-	-	-	-	-
2038	-	-	-	-	-
2039	-	-	-	-	-
2040	-	-	-	-	-
2041	-	-	-	-	-
2042	-	-	-	-	-
2043	-	-	-	-	-
2044	-	-	-	-	-
	473,640,000	128,846,250	602,486,250	(562,628,250)	-

¹ Includes issuances in 2003, 2006, 2009, 2016 and 2020.

Appendix E
State of Rhode Island
Bond Referenda

Appendix E - Bond Referenda

State of Rhode Island Bond Referenda, 1972-2022

Election and Question	Presented	Votes Approved	Percent	Votes Rejected	Percent
<u>November 6, 2022</u>					
Higher Education Facilities	100,000,000	197,087	57.60%	145,055	42.40%
Rhode Island School Buildings	250,000,000	252,383	73.30%	91,943	26.70%
Green Economy Bonds	<u>50,000,000</u>	228,228	66.90%	113,144	33.10%
Total Presented	400,000,000				
Total Approved	400,000,000				
<u>March 2, 2021</u>					
Higher Education Facilities	107,300,000	62,737	59.40%	42,919	40.60%
Beach, Clean Water and Green Bond	74,000,000	82,514	78.30%	22,843	21.70%
Housing and Community Opportunity	65,000,000	69,165	66.00%	35,581	34.00%
Transportation Infrastructure	71,700,000	85,195	80.70%	20,405	19.30%
Early Care & Education Capital Fund	15,000,000	70,516	66.80%	35,061	33.20%
Arts, Economy & State Preservation Grants	7,000,000	63,955	60.70%	41,471	39.30%
Industrial Facilities Infrastructure	<u>60,000,000</u>	61,955	58.90%	43,208	41.10%
Total Presented	400,000,000				
Total Approved	400,000,000				
<u>November 6, 2018</u>					
Rhode Island School Buildings	250,000,000	271,259	76.70%	82,517	23.30%
Higher Education Facilities	70,000,000	208,714	59.50%	142,240	40.50%
Green Economy Bonds	<u>47,300,000</u>	277,976	78.90%	74,536	21.10%
Total Presented	367,300,000				
Total Approved	367,300,000				
<u>November 8, 2016</u>					
Veterans Home Bonds	27,000,000	356,337	83.90%	68,406	16.10%
Leveraging Higher Education to Create 21st Century Jobs Bonds	45,500,000	248,708	59.50%	169,408	40.50%
Port Infrastructure Bonds	70,000,000	264,056	63.30%	153,132	36.70%
Green Economy Bonds	35,000,000	284,408	67.60%	136,205	32.40%
Housing Opportunity Bonds	<u>50,000,000</u>	245,135	58.00%	177,218	42.00%
Total Presented	227,500,000				
Total Approved	227,500,000				
<u>November 4, 2014</u>					
Higher Education Facilities Bonds	125,000,000	186,616	63.60%	107,016	36.40%
Creative and Cultural Economy Bonds	35,000,000	185,917	60.60%	121,026	39.40%
Mass Transit Hub Infrastructure Bonds	35,000,000	175,160	60.20%	116,028	39.80%
Clean Water, Open Space and Healthy Communities Bonds	<u>53,000,000</u>	214,865	71.20%	86,885	28.80%
Total Presented	248,000,000				
Total Approved	248,000,000				
<u>November 6, 2012</u>					
Higher Education Facilities Bonds	50,000,000	262,307	66.19%	133,981	33.81%
Veterans' Home Bonds	94,000,000	304,287	77.34%	89,130	22.66%
Clean Water Bonds	20,000,000	298,330	74.50%	102,097	25.50%
Environmental Management Bonds	20,000,000	276,924	69.83%	119,659	30.17%
Affordable Housing Bonds	<u>25,000,000</u>	246,132	61.60%	153,413	38.40%
Total Presented	209,000,000				
Total Approved	209,000,000				

Appendix E - Bond Referenda

State of Rhode Island Bond Referenda, 1972-2022

Election and Question	Presented	Votes Approved	Percent	Votes Rejected	Percent
<u>November 2, 2010</u>					
Higher Education Facilities Bonds	78,000,000	175,978	55.23%	142,632	44.77%
Transportation Bonds	84,700,000	233,182	73.13%	85,660	26.87%
Open Space and Recreation Bonds	14,700,000	205,218	64.63%	112,310	35.37%
Total Presented	177,400,000				
Total Approved	177,400,000				
<u>November 4, 2008</u>					
Open Space and Recreational Development	2,500,000	275,541	68.01%	129,578	31.99%
Transportation Bonds	87,215,000	313,394	76.71%	95,134	23.29%
Total Presented	89,715,000				
Total Approved	89,715,000				
<u>November 7, 2006</u>					
Higher Education Bonds	72,790,000	230,174	62.02%	140,939	37.98%
Transportation Bonds	80,000,000	276,350	75.42%	90,079	24.58%
Roger Williams Park Zoo Bonds	11,000,000	248,874	67.82%	118,081	32.18%
Fort Adams Rec and Restoration Bonds	4,000,000	179,635	49.44%	183,709	50.56%
DEM Bonds	3,000,000	219,272	60.77%	141,531	39.23%
Affordable Housing Bonds	50,000,000	241,517	66.03%	124,268	33.97%
Total Presented	220,790,000				
Total Approved	216,790,000				
<u>November 2, 2004</u>					
Transportation	66,520,000	245,153	66.48%	123,583	33.52%
Regional Career and Technical Schools	15,000,000	207,005	56.50%	159,387	43.50%
Higher Education Residence Halls	50,000,000	188,805	51.22%	179,814	48.78%
Cranston Street Armory	12,300,000	122,125	33.67%	240,536	66.33%
Emergency Water Interconnect	10,000,000	247,845	67.69%	118,283	32.31%
Open Space, Recreation, Bay and Watershed Protection	70,000,000	262,486	70.78%	108,347	29.22%
Pell Library-Undersea Exploration Ctr	14,000,000	185,045	50.59%	180,721	49.41%
Athletic Center/Meade Stadium	6,700,000	117,971	32.50%	244,988	67.50%
Historic Preservation	3,000,000	205,267	56.00%	161,259	44.00%
Rehab of State owned Facilities	46,500,000	169,311	46.74%	192,923	53.26%
URI Biotechnology Center	50,000,000	214,811	57.94%	155,914	42.06%
Quonset Point/Davisville	48,000,000	206,243	56.33%	159,882	43.67%
Total Presented	392,020,000				
Total Approved	326,520,000				
<u>November 5, 2002</u>					
State Police Headquarters Facility and State Municipal Fire Academy	55,000,000	183,839	60.42%	120,452	39.58%
Preservation, Recreation and Heritage	14,000,000	167,398	55.51%	134,149	44.49%
Transportation	63,500,000	219,067	72.81%	81,811	27.19%
Quonset Point/Davisville	11,000,000	137,453	46.22%	159,923	53.78%
Total Presented	143,500,000				
Total Approved	132,500,000				

Appendix E - Bond Referenda

State of Rhode Island Bond Referenda, 1972-2022

Election and Question	Presented	Votes Approved	Percent	Votes Rejected	Percent
<u>November 7, 2000</u>					
Environmental Management	34,000,000	252,364	73.38%	91,566	26.62%
Clean Water Finance Agency	60,000,000	260,362	75.35%	85,157	24.65%
Transportation	62,510,000	231,745	68.10%	108,536	31.90%
Higher Education Facilities	36,950,000	232,066	67.46%	111,930	32.54%
Heritage Harbor Museum	25,000,000	168,808	49.29%	173,657	50.71%
Total Presented	218,460,000				
Total Approved	193,460,000				
<u>November 3, 1998</u>					
Transportation	65,700,000	178,389	68.21%	83,148	31.79%
Higher Education Facilities	20,990,000	177,916	67.75%	84,710	32.25%
Environmental Management	15,000,000	173,332	67.78%	82,409	32.22%
Total Presented	101,690,000				
Total Approved	101,690,000				
<u>November 5, 1996</u>					
Transportation	80,180,000	179,989	56.19%	140,360	43.81%
Higher Education-Telecommunication	40,600,000	172,546	53.63%	149,163	46.37%
Higher Education Facilities	33,803,485	173,163	54.14%	146,698	45.86%
Quonset Point/Davisville	72,000,000	196,530	60.29%	129,420	39.71%
Environmental Management	4,000,000	179,203	57.02%	135,053	42.98%
Brownsfield Loan Program	5,000,000	112,494	37.16%	190,231	62.84%
Asset Protection	18,500,000	125,091	41.15%	178,929	58.85%
Total Presented	254,083,485				
Total Approved	230,583,485				
<u>November 8, 1994</u>					
Transportation	\$56,500,000	169,839	58.26%	121,675	41.74%
Rhode Island Historical Preservation	4,500,000	133,488	44.67%	165,363	55.33%
Correctional Facilities	3,800,000	105,062	35.38%	191,894	64.62%
Elementary & Secondary Education	29,000,000	151,692	50.51%	148,600	49.49%
State House	5,000,000	128,562	44.40%	161,007	55.60%
Total Presented	\$98,800,000				
Total Approved	\$85,500,000				
<u>November 3, 1992</u>					
Transportation	\$12,000,000	173,812	52.21%	159,067	47.79%
Rhode Island Historical Society	2,500,000	112,236	34.82%	210,052	65.18%
State Facilities	9,500,000	108,679	36.02%	193,012	63.98%
Historic Preservation	4,500,000	130,048	39.88%	196,087	60.12%
R.I. Housing and Conservation Trust	10,000,000	133,789	41.38%	189,514	58.62%
Narragansett Bay Water Quality	15,000,000	181,193	55.42%	145,726	44.58%
Total Presented	\$53,500,000				
Total Approved	\$27,000,000				

Appendix E - Bond Referenda

State of Rhode Island Bond Referenda, 1972-2022

Election and Question	Presented	Votes Approved	Percent	Votes Rejected	Percent
<u>November 6, 1990</u>					
MHRH	\$41,850,000	203,100	66.02%	104,533	33.98%
Transportation	92,100,000	172,451	57.55%	127,184	42.45%
Educational Facilities-Higher Ed.	7,000,000	190,601	65.54%	100,218	34.46%
Environmental Management-Agric.Pres.	2,000,000	185,956	62.64%	110,902	37.36%
Clean Water Act Environ. Trust	35,000,000	204,978	70.71%	84,923	29.29%
Reallocate NBC to BSV and Pawtuxet	[15,000,000]	171,645	59.27%	117,974	40.73%
State Facilities-Asset Protection	19,445,540	152,677	53.99%	130,119	46.01%
Economic Development	3,500,000	131,987	46.58%	151,372	53.42%
Total Presented	\$200,895,540				
Total Approved	\$197,395,540				
<u>November 7, 1989</u>					
Historic Preservation Commission	4,500,000	60,296	54.75%	49,837	45.25%
Environmental Management	74,500,000	70,920	64.17%	39,598	35.83%
Transportation	3,000,000	71,819	65.61%	37,652	34.39%
MHRH	17,500,000	75,618	67.34%	36,670	32.66%
Cross-Bay Pipeline	15,000,000	29,737	27.03%	80,283	72.97%
Total Presented	\$114,500,000				
Total Approved	\$99,500,000				
<u>November 8, 1988</u>					
Water Resources	\$10,000,000	262,956	84.31%	48,941	15.69%
Environmental Management	2,000,000	224,640	74.84%	75,524	25.16%
MHRH	29,142,500	247,810	76.91%	74,398	23.09%
MHRH- Substance Abuse Treatment Fac	3,200,000	222,866	73.23%	81,480	26.77%
Historic Preservation Commission	2,500,000	186,276	61.32%	117,502	38.68%
Rhode Island Aqua Fund	15,000,000	225,944	74.65%	76,742	25.35%
Educational Facilities-Higher Ed.	17,700,000	235,523	73.72%	83,964	26.28%
Transportation	98,580,000	211,832	67.84%	100,415	32.16%
Total Presented	\$178,122,500				
Total Approved	\$178,122,500				
<u>November 3, 1987</u>					
Open Space and Recreational Areas	\$65,200,000	74,516	77.40%	21,756	22.60%
Total Presented	\$65,200,000				
Total Approved	\$65,200,000				
<u>November 4, 1986</u>					
Clean Water Act Environ. Trust	\$35,000,000	204,272	76.59%	62,435	23.41%
Blackstone Valley District	17,200,000	156,857	61.98%	96,226	38.02%
Water Resources	13,600,000	158,223	63.31%	91,707	36.69%
Environmental Management	16,000,000	160,287	63.02%	94,054	36.98%
MHRH	11,690,000	166,926	69.57%	73,026	30.43%
Human Services	2,600,000	162,367	67.31%	78,867	32.69%
Children & Their Families	6,500,000	163,502	68.15%	76,430	31.85%
Hazardous Substances	2,000,000	167,772	69.60%	73,286	30.40%
Educational Facilities-Higher Ed.	8,700,000	156,967	65.12%	84,076	34.88%
Transportation	57,490,000	155,421	64.76%	84,592	35.24%
Total Presented	\$170,780,000				
Total Approved	\$170,780,000				

Appendix E - Bond Referenda

State of Rhode Island Bond Referenda, 1972-2022

Election and Question	Presented	Votes Approved	Percent	Votes Rejected	Percent
<u>November 5, 1985</u>					
State House Renovations	\$5,500,000	67,239	58.86%	46,997	41.14%
Handicapped Accessibility	5,000,000	70,871	61.48%	44,397	38.52%
Transportation	16,000,000	73,569	64.30%	40,842	35.70%
Heritage Capital Development	9,000,000	60,236	53.78%	51,763	46.22%
Refund of General Obligation	[40,700,000]	73,419	65.24%	39,113	34.76%
Underground Storage Tank	1,500,000	59,772	54.91%	49,079	45.09%
Agricultural Land Preservation	2,000,000	72,003	64.85%	39,030	35.15%
MHRH	12,680,000	80,818	69.19%	35,988	30.81%
Asbestos/Dangerous Products	<u>20,000,000</u>	68,977	61.23%	43,679	38.77%
Total Presented	\$71,680,000				
Total Approved	\$71,680,000				
<u>November 6, 1984</u>					
Educational Facilities-Higher Ed.	\$2,200,000	172,783	54.48%	144,345	45.52%
Educational Facilities-EL/Sec. Ed.	2,600,000	200,229	64.68%	109,321	35.32%
Environmental Management	3,000,000	180,954	60.27%	119,299	39.73%
Emergency Telephone System	5,000,000	235,120	71.36%	94,370	28.64%
Environmental Response Fund	5,000,000	164,686	55.48%	132,166	44.52%
Sewerage/Water Supply Failure	5,000,000	170,158	56.58%	130,570	43.42%
MHRH	8,000,000	213,196	67.07%	104,693	32.93%
Transportation	9,975,000	178,054	58.59%	125,847	41.41%
Correctional Facilities	10,600,000	136,640	45.69%	162,443	54.31%
Heritage Capital Development	<u>14,000,000</u>	133,734	46.59%	153,301	53.41%
Total Presented	\$65,375,000				
Total Approved	\$40,775,000				
<u>June 12, 1984</u>					
Strategic Development Program	<u>\$90,000,000</u>	30,604	20.17%	121,090	79.83%
Total Presented	\$90,000,000				
Total Approved	\$0				
<u>November 8, 1983</u>					
Correctional Facilities	\$5,000,000	59,206	58.71%	41,639	41.29%
Transportation	45,000,000	68,488	67.82%	32,492	32.18%
MHRH	8,500,000	69,616	68.02%	32,727	31.98%
Water Resources Board	<u>10,100,000</u>	54,997	55.63%	43,873	44.37%
Total Presented	\$68,600,000				
Total Approved	\$68,600,000				
<u>November 2, 1982</u>					
Transportation	\$25,000,000	177,429	62.36%	107,088	37.64%
Farmland Preservation	2,000,000	181,465	64.96%	97,863	35.04%
Children & Their Families	3,100,000	169,125	61.77%	104,660	38.23%
Correctional Facilities	8,500,000	123,798	45.34%	149,239	54.66%
MHRH	4,600,000	181,643	64.55%	99,736	35.45%
Educational Facilities-EL/Sec. Ed.	2,600,000	142,168	52.56%	128,330	47.44%
Educational Facilities-Higher Ed.	4,600,000	151,741	56.14%	118,537	43.86%
Environmental Management	<u>600,000</u>	182,602	62.12%	111,334	37.88%
Total Presented	\$51,000,000				
Total Approved	\$42,500,000				

Appendix E - Bond Referenda

State of Rhode Island Bond Referenda, 1972-2022

Election and Question	Presented	Votes Approved	Percent	Votes Rejected	Percent
<u>November 4, 1980</u>					
Narragansett Bay Water Quality	\$87,700,000	215,614	67.66%	103,069	32.34%
State Water Supplies	5,230,000	184,829	62.10%	112,782	37.90%
MHRH	8,579,600	185,267	58.72%	130,251	41.28%
Children & Their Families	1,060,000	187,754	61.05%	119,788	38.95%
Educational Facilities	5,965,000	139,582	47.15%	156,460	52.85%
Total Presented	\$108,534,600				
Total Approved	\$102,569,600				
<u>July 22, 1980</u>					
Transportation	\$8,600,000	22,558	56.38%	17,450	43.62%
Vocational Education	1,175,000	21,256	53.39%	18,560	46.61%
Energy Conservation	7,400,000	16,752	42.72%	22,458	57.28%
Correctional Facilities	5,830,000	10,530	27.05%	28,403	72.95%
Handicapped Accessibility	5,250,000	21,259	53.40%	18,552	46.60%
Hazardous Substances	3,000,000	21,938	55.37%	17,680	44.63%
Total Presented	\$31,255,000				
Total Approved	\$18,025,000				
<u>June 26, 1979</u>					
Economic Development	\$25,000,000	30,568	62.34%	18,466	37.66%
Environmental Quality	15,000,000	36,398	73.32%	13,247	26.68%
Total Presented	\$40,000,000				
Total Approved	\$40,000,000				
<u>November 7, 1978</u>					
Blackstone Valley Project	\$2,000,000	77,353	34.08%	149,604	65.92%
Veterans Cemetery	3,250,000	97,416	39.62%	148,450	60.38%
Correctional Facilities	750,000	88,388	38.37%	141,994	61.63%
MHRH	11,700,000	145,660	58.81%	102,036	41.19%
State Properties	3,000,000	54,014	24.12%	169,919	75.88%
Health Facilities	10,000,000	109,757	47.02%	123,668	52.98%
Water Supply	4,300,000	96,314	41.91%	133,493	58.09%
Educational Facilities	16,180,000	101,483	42.57%	136,934	57.43%
Environmental Management	2,400,000	100,696	45.66%	119,836	54.34%
Transportation	650,000	94,763	43.21%	124,564	56.79%
Total Presented	\$54,230,000				
Total Approved	\$11,700,000				
<u>June 28, 1977</u>					
Correctional Facilities - Intake	\$6,000,000	33,072	51.40%	31,270	48.60%
Transportation	41,500,000	42,203	64.51%	23,215	35.49%
Total Presented	\$47,500,000				
Total Approved	\$47,500,000				

Appendix E - Bond Referenda

State of Rhode Island Bond Referenda, 1972-2022

Election and Question	Presented	Votes Approved	Percent	Votes Rejected	Percent
<u>November 2, 1976</u>					
Vietnam Veterans' Bond	\$10,000,000	192,856	57.87%	140,373	42.13%
Transportation	1,700,000	115,696	39.18%	179,632	60.82%
Corrections	13,900,000	128,392	42.32%	174,957	57.68%
State Properties	2,000,000	75,248	26.55%	208,159	73.45%
MHRH	14,700,000	222,476	69.03%	99,814	30.97%
Roads and Bridges	6,886,000	136,841	45.42%	164,453	54.58%
Public Transportation	2,114,000	122,051	41.78%	170,049	58.22%
Parks, Recreation, Conservation	1,250,000	142,299	48.21%	152,888	51.79%
Health Facilities	9,000,000	160,569	54.05%	136,488	45.95%
State Water Supply	3,800,000	132,503	45.26%	160,243	54.74%
Educational Facilities	12,700,000	143,286	49.46%	146,422	50.54%
Solid Waste Management	700,000	102,460	37.11%	173,651	62.89%
Firefighting Training	1,000,000	102,268	36.50%	177,886	63.50%
Total Presented	\$79,750,000				
Total Approved	\$33,700,000				
<u>June 24, 1975</u>					
Transportation	\$14,000,000	49,732	64.70%	27,139	35.30%
Health Facilities	14,000,000	52,336	68.08%	24,537	31.92%
Education Facilities	9,500,000	43,815	58.13%	31,558	41.87%
Health Lab Building	2,750,000	49,084	64.83%	26,633	35.17%
Total Presented	\$40,250,000				
Total Approved	\$40,250,000				
<u>November 5, 1974</u>					
Correction Facilities	\$9,500,000	110,709	45.53%	132,450	54.47%
State Properties	1,400,000	71,956	30.98%	160,314	69.02%
Rehabilitative Services	1,455,000	127,732	52.25%	116,736	47.75%
MHRH	15,000,000	159,264	61.59%	99,310	38.41%
Transportation	16,100,000	95,630	38.98%	149,707	61.02%
Parks, Recreation, Conservation	650,000	130,267	54.51%	108,717	45.49%
Health Facilities	6,750,000	116,998	48.96%	121,978	51.04%
State Water Supply	3,000,000	110,196	47.19%	123,302	52.81%
Educational Facilities	11,400,000	106,535	44.93%	130,587	55.07%
Solid Waste Management	1,700,000	112,373	48.56%	119,049	51.44%
Board of Regents	10,000,000	98,597	43.35%	128,840	56.65%
Total Presented	\$76,955,000				
Total Approved	\$17,105,000				
<u>November 7, 1972</u>					
School Bonds	\$10,000,000	168,582	56.31%	130,822	43.69%
Health Facilities Bonds	11,000,000	223,882	71.75%	88,158	28.25%
Social Services Bonds	8,200,000	162,543	55.54%	130,117	44.46%
Park Bond Facilities	1,100,000	160,268	55.42%	128,894	44.58%
Sewage Facilities Bonds	2,000,000	179,503	61.29%	113,351	38.71%
Redevelopment Bonds	6,000,000	119,149	42.73%	159,697	57.27%
State Buildings Bonds	8,400,000	103,311	37.20%	174,419	62.80%
Transportation	9,300,000	112,860	40.26%	167,502	59.74%
Total Presented	\$56,000,000				
Total Approved	\$32,300,000				

Appendix F

Analysis of Bond Authorizations

Appendix F - Analysis of Bond Authorizations

Analysis of Debt Authorizations, Debt Issuances, and Authorized But Unissued Debt By Agency and Categorical Function - Fiscal Years 1979 - 2024

Direct Debt and Guaranteed Debt	Statutory Authority	Total During Period 1979 - 2023 (1/1/2023)				Unissued as of January 2024
		Amount of Voter Authorizations	Amounts Extinguished or Reallocated	Premium Allocation from 2007 transaction	Amounts Issued	
General Government						
Land acquisition - Industrial Development	Ch. 157-P.L. of 1979	25,000,000	(4,925)	-	24,995,075	-
Handicapped Accessibility Improvements	Ch. 166-P.L. of 1980	5,250,000	-	-	5,250,000	-
Asbestos Abatement	Ch. 366-P.L. of 1985	20,000,000	(15,495,000)	-	4,505,000	-
Handicapped Accessibility Improvements	Ch. 367-P.L. of 1985	5,000,000	(985)	-	4,999,015	-
State House Renovations	Ch. 367-P.L. of 1985	5,500,000	(4,418)	-	5,495,582	-
State Facilities	Ch. 434-P.L. of 1990	19,445,540	(540)	-	19,445,000	-
Quonset Point/Davisville	Ch. 100-P.L. of 1996	72,000,000	-	-	72,000,000	-
Quonset Point/Davisville	Ch. 595-P.L. of 2004	48,000,000	-	(190,000)	47,810,000	-
Affordable Housing	Ch. 246-P.L. of 2006	50,000,000	-	-	50,000,000	-
Affordable Housing	Ch. 241-P.L. of 2012	25,000,000	-	-	25,000,000	-
Quonset Point/Davisville/Port Infrastructure	Ch. 142-P.L. of 2016	70,000,000	-	-	70,000,000	-
Affordable Housing/Blight Remediation	Ch. 142-P.L. of 2016	50,000,000	-	-	50,000,000	-
Housing and Community Opportunity	Ch. 080-P.L. of 2020	65,000,000	-	-	49,000,000	16,000,000
Industrial Facilities Infrastructure	Ch. 080-P.L. of 2020	60,000,000	-	-	23,900,000	36,100,000
Subtotal		520,195,540	(15,505,868)	(190,000)	452,399,672	52,100,000
Human Services						
Mental Health, Retardation and Hospitals	Ch. 163-P.L. of 1980	8,579,600	(4,600)	-	8,575,000	-
Children and Their Families	Ch. 163-P.L. of 1980	1,060,000	-	-	1,060,000	-
Mental Health, Retardation and Hospitals	Ch. 344-P.L. of 1982	4,600,000	-	-	4,600,000	-
Children and Their Families	Ch. 344-P.L. of 1982	3,100,000	(38,790)	-	3,061,210	-
Mental Health, Retardation and Hospitals	Ch. 332-P.L. of 1983	8,500,000	-	-	8,500,000	-
Mental Health, Retardation and Hospitals	Ch. 156-P.L. of 1984	8,000,000	(5,736)	-	7,994,264	-
Mental Health, Retardation and Hospitals	Ch. 367-P.L. of 1985	12,680,000	(9,008)	-	12,670,992	-
Mental Health, Retardation and Hospitals	Ch. 419-P.L. of 1986	11,690,000	-	-	11,690,000	-
Children and Their Families	Ch. 419-P.L. of 1986	6,500,000	(15,000)	-	6,485,000	-
Human Services	Ch. 419-P.L. of 1986	2,600,000	-	-	2,600,000	-
Mental Health, Retardation and Hospitals	Ch. 449-P.L. of 1988	29,142,500	(2,500)	-	29,140,000	-
Residential Substance Treatment Facilities	Ch. 628-P.L. of 1988	3,200,000	-	-	3,200,000	-
Mental Health, Retardation and Hospitals	Ch. 552-P.L. of 1989	17,500,000	-	-	17,500,000	-
Mental Health, Retardation and Hospitals	Ch. 434-P.L. of 1990	41,850,000	(30,000)	-	41,820,000	-
Veterans' Home	Ch. 241-P.L. of 2012	94,000,000	(60,500,000)	-	33,500,000	-
Veterans' Home	Ch. 142-P.L. of 2016	27,000,000	-	-	27,000,000	-
Early Care & Education Capital Fund	Ch. 080-P.L. of 2020	15,000,000	-	-	15,000,000	-
Subtotal		295,002,100	(60,605,634)	-	234,396,466	-

Appendix F - Analysis of Bond Authorizations

Analysis of Debt Authorizations, Debt Issuances, and Authorized But Unissued Debt By Agency and Categorical Function - Fiscal Years 1979 - 2024

Direct Debt and Guaranteed Debt	Statutory Authority	Total During Period 1979 - 2023 (1/1/2023)				Unissued as of January 2024
		Amount of Voter Authorizations	Amounts Extinguished or Reallocated	Premium Allocation from 2007 transaction	Amounts Issued	
Education						
Vocational Education	Ch. 254-P.L. of 1980	1,175,000	-	-	1,175,000	-
Elementary and Secondary Education	Ch. 344-P.L. of 1982	2,600,000	-	-	2,600,000	-
Higher Education	Ch. 344-P.L. of 1982	4,600,000	-	-	4,600,000	-
Elementary and Secondary Education	Ch. 156-P.L. of 1984	2,600,000	(4,664)	-	2,595,336	-
Higher Education	Ch. 156-P.L. of 1984	2,200,000	(46)	-	2,199,954	-
Higher Education Facilities	Ch. 419-P.L. of 1986	8,700,000	(4,894)	-	8,695,106	-
Historic Preservation Commission	Ch. 449-P.L. of 1988	2,500,000	-	-	2,500,000	-
Higher Education Facilities	Ch. 449-P.L. of 1988	17,700,000	(25,000)	-	17,675,000	-
Historical Preservation Commission	Ch. 377-P.L. of 1989	4,500,000	(4,500,000)	-	-	-
Higher Education Facilities	Ch. 434-P.L. of 1990	7,000,000	-	-	7,000,000	-
Elementary and Secondary Education	Ch. 070-P.L. of 1994	29,000,000	-	(5,000)	28,995,000	-
Higher Education-Telecommunication	Ch. 100-P.L. of 1996	40,600,000	-	-	40,600,000	-
Higher Education Facilities	Ch. 100-P.L. of 1996	33,803,485	(3,485)	-	33,800,000	-
Higher Education Facilities	Ch. 031-P.L. of 1998	20,990,000	(2,685,000)	-	18,305,000	-
Higher Education Facilities	Ch. 055-P.L. of 2000	36,950,000	-	-	36,950,000	-
Regional Career and Tech Schools	Ch. 595-P.L. of 2004	15,000,000	-	-	15,000,000	-
Higher Education Residence Halls	Ch. 595-P.L. of 2004	50,000,000	-	(30,000)	49,970,000	-
Pell Library-Undersea Exploration Ctr	Ch. 595-P.L. of 2004	14,000,000	-	(87,000)	13,913,000	-
Historic Preservation	Ch. 595-P.L. of 2004	3,000,000	-	(16,000)	2,984,000	-
URI Biotechnology Center	Ch. 595-P.L. of 2004	50,000,000	-	(153,000)	49,847,000	-
Higher Education	Ch. 246-P.L. of 2006	72,790,000	-	(174,000)	72,616,000	-
Higher Education	Ch. 023-P.L. of 2010	78,000,000	-	-	78,000,000	-
Higher Education	Ch. 241-P.L. of 2012	50,000,000	-	-	50,000,000	-
Higher Education Facilities Bonds	Ch. 145-P.L. of 2014	125,000,000	-	-	125,000,000	-
Creative and Cultural Economy Bonds	Ch. 145-P.L. of 2014	35,000,000	-	-	35,000,000	-
Higher Education	Ch. 142-P.L. of 2016	45,500,000	-	-	45,500,000	16,000,000
Higher Education	Ch. 047-P.L. of 2018	70,000,000	-	-	54,000,000	-
School Buildings	Ch. 047-P.L. of 2018	250,000,000	-	-	250,000,000	-
Higher Education Facilities	Ch. 080-P.L. of 2020	107,300,000	-	-	57,900,000	49,400,000
Arts, Economy & State Preservation Grants	Ch. 080-P.L. of 2020	7,000,000	-	-	5,500,000	1,500,000
Higher Education Facilities	Ch. 231-P.L. of 2022	100,000,000	-	-	4,110,000	95,890,000
School Buildings	Ch. 231-P.L. of 2022	250,000,000	-	-	52,000,000	198,000,000
Subtotal		1,537,508,485	(7,223,089)	(465,000)	1,169,030,396	360,790,000
Public Safety						
Correctional Facilities	Ch. 150-P.L. of 1977	1,500,000	-	-	1,500,000	-
Corrections	Ch. 332-P.L. of 1983	5,000,000	-	-	5,000,000	-
Emergency Telephone System	Ch. 155-P.L. of 1984	5,000,000	(4,149,833)	-	850,167	-

Appendix F - Analysis of Bond Authorizations

Analysis of Debt Authorizations, Debt Issuances, and Authorized But Unissued Debt By Agency and Categorical Function - Fiscal Years 1979 - 2024

	Statutory Authority	Total During Period 1979 - 2023 (1/1/2023)				Unissued as of January 2024
		Amount of Voter Authorizations	Amounts Extinguished or Reallocated	Premium Allocation from 2007 transaction	Amounts Issued	
Direct Debt and Guaranteed Debt						
State Police Headquarter Facility and State Municipal Fire Academy	Ch. 065-P.L. of 2002	55,000,000	(40,070,000)	-	14,930,000	-
Subtotal		66,500,000	(44,219,833)	-	22,280,167	-
Natural Resources						
Blackstone Valley Sewer District Loan	Ch. 267-P.L. of 1966	8,500,000	(700,000)	-	7,800,000	-
Blackstone Valley Sewer District Loan	Ch. 092-P.L. of 1971	3,300,000	(2,100,000)	-	1,200,000	-
Sewerage Facility Grants	Ch. 255-P.L. of 1976	-	-	-	-	-
Environmental Quality Projects	Ch. 156-P.L. of 1979	15,000,000	-	-	15,000,000	-
Hazardous Substances	Ch. 166-P.L. of 1980	3,000,000	-	-	3,000,000	-
State Water Supplies	Ch. 163-P.L. of 1980	5,230,000	(95,000)	-	5,135,000	-
Narragansett Bay Water Quality Mgmt.	Ch. 342-P.L. of 1980	73,641,000	(15,001,000)	-	58,640,000	-
Narragansett Bay Water Quality Mgmt.	Ch. 342-P.L. of 1980	14,059,000	(574,000)	-	13,485,000	-
Farmland Preservation	Ch. 299-P.L. of 1981	2,000,000	-	-	2,000,000	-
Environmental Management	Ch. 344-P.L. of 1982	600,000	-	-	600,000	-
Water Facilities Assistance Program	Ch. 332-P.L. of 1983	10,100,000	(1,307)	-	10,098,693	-
Environmental Response Fund	Ch. 403-P.L. of 1984	5,000,000	(1,418)	-	4,998,582	-
Environmental Management-Ports	Ch. 156-P.L. of 1984	3,000,000	-	-	3,000,000	-
Sewerage and Water Supply Failure Fund	Ch. 420-P.L. of 1984	5,000,000	(4,251)	-	4,995,749	-
Heritage Preservation	Ch. 369-P.L. of 1985	9,000,000	(778,538)	-	8,221,462	-
Underground Storage Tank Replacement	Ch. 486-P.L. of 1985	1,500,000	(706,818)	-	793,182	-
Agricultural Land Preservation	Ch. 367-P.L. of 1985	2,000,000	(64)	-	1,999,936	-
Water Resources	Ch. 419-P.L. of 1986	13,600,000	-	-	13,600,000	-
Hazardous Waste	Ch. 399-P.L. of 1986	2,000,000	(250,000)	-	1,750,000	-
Clean Water Act Environmental Trust Fund	Ch. 289-P.L. of 1986	35,000,000	(4,627)	(6,000)	34,989,373	-
Environmental Management	Ch. 419-P.L. of 1986	16,000,000	(4,842)	-	15,995,158	-
Blackstone Valley District Commission	Ch. 289-P.L. of 1986	17,200,000	(940,000)	-	16,260,000	-
Open Space	Ch. 425-P.L. of 1987	65,200,000	(3,254)	-	65,196,746	-
Water Resources	Ch. 417-P.L. of 1987	10,000,000	-	-	10,000,000	-
Environmental Management	Ch. 449-P.L. of 1988	2,000,000	-	-	2,000,000	-
Rhode Island Aqua Fund	Ch. 443-P.L. of 1988	15,000,000	(5,315,000)	-	9,685,000	-
Environmental Management	Ch. 552-P.L. of 1989	74,500,000	(1,623,990)	-	72,876,010	-
Clean Water Protection Finance Agency	Ch. 238-P.L. of 1988	-	-	-	-	-
	Ch. 303-P.L. of 1989	-	-	-	-	-
	Ch. 434-P.L. of 1990	35,000,000	-	-	35,000,000	-
Agricultural Land Preservation	Ch. 434-P.L. of 1990	2,000,000	-	-	2,000,000	-
Blackstone Valley District Commission	Ch. 434-P.L. of 1990	-	6,000,000	-	6,000,000	-
Pawtuxet River District Commission	Ch. 434-P.L. of 1990	-	9,000,000	-	9,000,000	-
Narragansett Bay Water Quality Mgmt.	Ch. 434-P.L. of 1990	15,000,000	-	-	15,000,000	-

Appendix F - Analysis of Bond Authorizations

Analysis of Debt Authorizations, Debt Issuances, and Authorized But Unissued Debt By Agency and Categorical Function - Fiscal Years 1979 - 2024

Direct Debt and Guaranteed Debt	Statutory Authority	Total During Period 1979 - 2023 (1/1/2023)				Unissued as of January 2024
		Amount of Voter Authorizations	Amounts Extinguished or Reallocated	Premium Allocation from 2007 transaction	Amounts Issued	
Environmental Management	Ch. 100-P.L. of 1996	4,000,000	-	-	4,000,000	-
Environmental Management	Ch. 031-P.L. of 1998	15,000,000	-	-	15,000,000	-
Clean Water Protection Finance Agency	Ch. 055-P.L. of 2000	60,000,000	-	-	60,000,000	-
Environmental Management	Ch. 055-P.L. of 2000	34,000,000	(255,000)	-	33,745,000	-
Preservation, Recreation & Heritage	Ch. 065-P.L. of 2002	14,000,000	(1,200,000)	(21,000)	12,779,000	-
Emergency Water Interconnect	Ch. 595-P.L. of 2004	10,000,000	-	(27,000)	9,973,000	-
Open Space, Recreation, Bay and Watershed Protection	Ch. 595-P.L. of 2004	70,000,000	(500,000)	(210,000)	69,290,000	-
Roger Williams Park Zoo	Ch. 246-P.L. of 2006	11,000,000	-	(55,000)	10,945,000	-
Environmental Management	Ch. 246-P.L. of 2006	3,000,000	-	-	3,000,000	-
Open Space and Recreation Development	Ch. 378/469-P.L. of 2008	2,500,000	-	-	2,500,000	-
Open Space and Recreation Development	Ch. 023-P.L. of 2010	14,700,000	-	-	14,700,000	-
Environmental Management	Ch. 241-P.L. of 2012	20,000,000	-	-	20,000,000	-
Clean Water Protection Finance Agency	Ch. 241-P.L. of 2012	20,000,000	-	-	20,000,000	-
Clean Water, Open Space and Healthy Communities Bonds	Ch. 145-P.L. of 2014	53,000,000	-	-	53,000,000	-
Green Economy Bonds	Ch. 142-P.L. of 2016	35,000,000	-	-	35,000,000	-
Green Economy Bonds	Ch. 047-P.L. of 2018	47,300,000	-	-	42,470,000	4,830,000
Beach, Clean Water and Green Bond	Ch. 080-P.L. of 2020	74,000,000	-	-	44,925,000	29,075,000
Green Economy Bonds	Ch. 231-P.L. of 2022	50,000,000	-	-	29,950,000	20,050,000
Subtotal		1,000,930,000	(15,059,109)	(319,000)	931,596,891	53,955,000
Transportation						
Transportation	Ch. 150-P.L. of 1977	-	-	-	-	-
Transportation	Ch. 254-P.L. of 1978	8,600,000	-	-	8,600,000	-
Transportation	Ch. 344/Ch. 455 - P.L. of 1982	25,000,000	(10,509)	-	24,989,491	-
Transportation	Ch. 332-P.L. of 1983	45,000,000	(1,030)	-	44,998,970	-
Transportation	Ch. 156-P.L. of 1984	9,975,000	-	-	9,975,000	-
Transportation	Ch. 367-P.L. of 1985	16,000,000	(4,801)	-	15,995,199	-
Transportation	Ch. 419-P.L. of 1986	57,490,000	(153)	-	57,489,847	-
Transportation	Ch. 449-P.L. of 1988	98,580,000	(821)	-	98,579,179	-
Transportation	Ch. 552-P.L. of 1989	3,000,000	-	-	3,000,000	-
Transportation	Ch. 434-P.L. of 1990	92,100,000	-	-	92,100,000	-
Transportation	Ch. 133-P.L. of 1992	12,000,000	-	-	12,000,000	-
Transportation	Ch. 070-P.L. of 1994	56,500,000	-	-	56,500,000	-
Transportation	Ch. 100-P.L. of 1996	80,180,000	-	-	80,180,000	-
Transportation	Ch. 031-P.L. of 1998	65,700,000	-	-	65,700,000	-

Appendix F - Analysis of Bond Authorizations

Analysis of Debt Authorizations, Debt Issuances, and Authorized But Unissued Debt By Agency and Categorical Function - Fiscal Years 1979 - 2024

Direct Debt and Guaranteed Debt	Statutory Authority	Total During Period 1979 - 2023 (1/1/2023)				Unissued as of January 2024
		Amount of Voter Authorizations	Amounts Extinguished or Reallocated	Premium Allocation from 2007 transaction	Amounts Issued	
Transportation	Ch. 055-P.L. of 2000	62,510,000	-	-	62,510,000	-
Transportation	Ch. 065-P.L. of 2002	63,500,000	-	-	63,500,000	-
Transportation	Ch. 595-P.L. of 2004	66,520,000	-	(34,000)	66,486,000	-
Transportation	Ch. 246-P.L. of 2006	88,500,000	(2,195)	(544,805)	87,953,000	-
Transportation	Ch. 100-P.L. of 2008	87,215,000	-	-	87,215,000	-
Transportation	Ch. 023-P.L. of 2010	84,700,000	-	-	84,700,000	-
Mass Transit Hub Infrastructure Bonds	Ch. 145-P.L. of 2014	35,000,000	-	-	35,000,000	-
Transportation Infrastructure	Ch. 080-P.L. of 2020	71,700,000	-	-	37,000,000	4,700,000
Subtotal		1,129,770,000	(19,509)	(578,805)	1,094,471,686	4,700,000
Total		4,549,906,125	(142,633,042)	(1,552,805)	3,904,175,278	471,545,000

Appendix G
Summary of Tax
Supported Debt Issuance
by Fiscal Year

Appendix G

Summary of Tax Supported Debt Issuances by Fiscal Year 2010 - 2029

Fiscal Year	G.O. Bonds	COPS	Master Lease	Other	Total
FY 2029 ⁽¹⁾	192,775,000	-	-	-	192,775,000
FY 2028 ⁽¹⁾	202,400,000	-	-	-	202,400,000
FY 2027 ⁽¹⁾	195,400,000	-	-	-	195,400,000
FY 2026 ⁽¹⁾	190,730,000	-	-	50,480,000	241,210,000
FY 2025 ⁽¹⁾	195,320,000	-	-	-	195,320,000
FY 2024 ⁽²⁾	146,705,000	-	-	93,520,000	240,225,000
FY 2023 ⁽³⁾	222,750,000	-	-	-	222,750,000
FY 2022 ⁽⁴⁾	135,000,000	-	-	-	135,000,000
FY 2021 ⁽⁵⁾	135,900,000	-	-	-	135,900,000
FY 2020 ⁽⁶⁾	153,000,000	-	-	-	153,000,000
FY 2019 ⁽⁷⁾	148,600,000	30,295,000	-	76,925,000	255,820,000
FY 2018 ⁽⁸⁾	149,375,000	-	-	-	149,375,000
FY 2017 ⁽⁹⁾	91,000,000	15,960,000	-	-	106,960,000
FY 2016 ⁽¹⁰⁾	72,000,000	-	-	-	72,000,000
FY 2015 ⁽¹¹⁾	46,125,000	49,495,000	-	75,000,000	170,620,000
FY 2014 ⁽¹²⁾	53,150,000	-	-	-	53,150,000
FY 2013 ⁽¹³⁾	81,400,000	26,690,000	-	38,400,000	146,490,000
FY 2012 ⁽¹⁴⁾	145,035,000	31,980,000	-	5,500,000	182,515,000
FY 2011 ⁽¹⁵⁾	-	-	-	75,000,000	75,000,000
FY 2010 ⁽¹⁶⁾	144,665,000	11,000,000	-	-	155,665,000
Total	2,508,555,000	165,420,000	-	414,825,000	3,088,800,000

(1) FY 2025 and thereafter includes projected GO bond issuance based on the five year capital budget;

Other includes \$50.5 million for the City of Central Falls School Project.

(2) FY 2024 includes GO issuance of \$146.7 million for FY 2024 projects.

Other includes \$93.5 million for the City of Central Falls Public School Project.

(3) FY 2023 includes GO issuance of \$222.8 million for FY 2023 projects.

(4) FY 2022 includes GO issuance of \$135.0 million for FY 2022 projects.

(5) FY 2021 includes GO issuance of \$135.9 million for FY 2021 projects.

(6) FY 2020 includes \$153.0 million for FY 2020 projects.

(7) FY 2019 includes GO Issuance of \$148.6 million for FY 2019 projects; COPS includes \$10.1 million for URI energy and \$21.1 million for Eleanor Slater Hospital renovations; Other includes \$76.925 for Historic Structures Tax Credit.

(8) FY 2018 includes GO issuance of \$149.4 million for FY 2018 projects.

(9) FY 2017 includes GO Issuance of \$91.0 million for FY 2017 projects and \$9.1 million for Nursing Education Center \$6.9 million for URI energy conservation COPS.

(10) FY 2016 includes GO Issuance of \$72.0 million for FY 2016 projects.

(11) FY 2015 includes GO Issuance of \$46.1 million for FY 2015 projects and \$49.5 million for energy conservation and IT COPS.

(12) FY 2014 includes GO Issuance of \$53.2 million for FY 2014 projects.

(13) FY 2013 includes GO Issuance of \$81.4 million for FY 2013 projects and \$26.7 million for energy conservation and IT COPS.

(14) FY 2012 includes GO Issuance of \$145.035 million for FY 2012 projects, and COPS includes \$20.0 million for Energy Conservation, \$12.19 million for URI/CCRI Energy Conservation.

(15) FY 2011 includes \$75.0 million for the EDC Job Guaranty Program.

(16) FY 2010 includes GO Issuance of \$144.7 million for FY 2010 and FY 2011 projects, and COPS includes \$11.0 million for thr DMV System.

Appendix H

Capital Budget

Glossary

Glossary

Derived primarily from the "Glossary of Municipal Securities Terms." Municipal Securities Rulemaking Board, 1985.

Amortization of Debt - The process of paying the principal amount of an issue of securities by periodic payments either directly to security holders or to a sinking fund for the benefit of security holders. **See: Debt Service; Debt Service Schedule.**

Amortization Schedule - A table showing the gradual repayment of an amount of indebtedness, such as a mortgage or bond, over a period of time. This table is often set up to show interest payments in addition to principal repayments. **See: Debt Service Schedule.**

Arbitrage - With respect to the issuance of municipal securities, arbitrage usually refers to the difference between the interest paid on the tax-exempt securities and the interest earned by investing the security proceeds in higher-yielding taxable securities. Internal Revenue Service regulations govern arbitrage on the proceeds from issuance of governmental securities.

Authority - A unit or agency of government established to perform specialized functions, usually financed by service charges, fees or tolls, although it may also have taxing powers. In many cases authorities have the power to issue debt which is secured by the lease rental payments made by a governmental unit using the facilities constructed with bond proceeds. An authority may function independently of other governmental units, or it may depend upon other units for its creation, funding or administrative oversight. Examples of authorities include health facilities authorities, industrial development authorities and housing authorities.

Authorization - The legal or statutory basis to issue debt, usually with a specific dollar limit.

Average Life or Average Maturity - The number of years to the point at which half of an issue will have been redeemed. The average life is a reflection of the rapidity with which the principal of an issue is expected to be paid. Under one commonly used calculation method, it is equal to the total bond years divided by the total number of bonds (1 bond equals \$1,000 par amount, regardless of actual certificate denomination); note that this computation method does not take into account the time value of the principal amounts. The formula for this computation is:

$$\text{Average Life} = \frac{\text{Total Bond Years}}{\text{Number of Bonds}}$$

Example:

Issue size:	\$10,000,000
Interest rate:	7 percent
Maturity of issue:	5 years
1 bond	= \$1,000

Glossary

(1) Years	(2) Principal	(3) Number of Bonds	(4) Bond Years (1 x 3)
1	1,740	\$1,740,000	1,740
2	3,720	1,860,000	1,860
3	5,970	1,990,000	1,990
4	8,520	2,130,000	2,130
5	<u>11,400</u>	<u>2,280,000</u>	<u>2,280</u>
Total	<u>31,350</u>	<u>\$10,000,000</u>	<u>10,000</u>

$$\frac{31,350}{10,000} = 3.135 \text{ years average life}$$

Bond - Evidence of the issuer's obligation to repay a specified principal amount on a date certain (maturity date), together with interest at a stated rate, or according to a formula for determining that rate. Bonds are distinguishable from notes, which usually mature in a much shorter period of time. Bonds may be classified according to maturity structure (serial vs. term), source of payment (general obligation vs. revenue), method of transfer (bearer vs. registered), issuer (state vs. municipality vs. special district) or price (discount vs. premium). **Compare: Note.**

Bond Anticipation Note - See: Note.

Bond Counsel - An attorney (or firm of attorneys) retained by the issuer to give a legal opinion that the issuer is authorized to issue proposed securities, the issuer has met all legal requirements necessary for issuance, and interest on the proposed securities will be exempt from federal income taxation and, or review and advise the issuer regard applicable, from state and local taxation. Typically, bond counsel may prepare, or review and advise the issuer regarding authorizing resolutions or ordinances, trust indentures, official statements, validation proceedings and litigation. The bond counsel may also be referred to as the "bond attorney," the "bond approving attorney" or the "bond approving counsel."

Bonded Debt - The portion of an issuer's total indebtedness represented by outstanding bonds:

Direct Debt or Gross Bonded Debt - The sum of the total bonded debt and any short-term debt of the issuer. Direct debt may be incurred in the issuer's own name or assumed through the annexation of territory or consolidation with another governmental unit.

Net Direct Debt or Net Bonded Debt - Direct debt less sinking fund accumulations and all self-supporting debt.

See: Debt Ratios.

Glossary

Bond Election or Bond Referendum - A process whereby the voters of a governmental unit are given the opportunity to approve or disapprove a proposed issue of municipal securities. An election is most commonly required in connection with general obligation bonds. Requirements for voter approval may be imposed by constitution, statute or local ordinance.

Bond Proceeds - The money paid to the issuer by the purchaser or underwriter of a new issue of municipal securities. These moneys are used to finance the project or purpose for which the securities were issued and to pay certain costs of issuance as may be provided in the bond contract.

Capital Appreciation Bond or CAB - A long-term municipal security on which the investment return on an initial principal amount is assumed to be reinvested at a stated compounded rate until maturity, at which time the investor receives a single payment (the "maturity value") representing both the initial principal amount and the total investment return. Several different types of capital appreciation bonds are issued, including compound interest bonds and multiplier bonds. Capital appreciation bonds are distinct from traditional zero coupon bonds because the investment return is considered to be in the form of compounded interest, rather than accreted original issue discount; for this reason only the initial principal amount of a capital appreciation bond would be counted against a municipal issuer's statutory debt limit, rather than the total par value, as in the case of a traditional zero coupon bond.

Costs of Issuance - The expenses associated with the sale of a new issue of municipal securities, including such items as printing, legal and rating agency fees, and others. In certain cases, the underwriter's spread may be considered one of the costs of issuance.

Coupon - (1) A detachable part of a bond which evidences interest due. The coupon specifies the date, place and dollar amount of interest payable, among other matters. Coupons may be redeemed (usually semi-annually) by detaching them from bonds and presenting them to the issuer's paying agent for payment or to a bank for collection.
(2) The term is also used colloquially to refer to a security's interest rate.

Coupon Rate - The annual rate of interest payable on a coupon security expressed as a percentage of the principal amount.

Debt Limit - The maximum amount of debt which an issuer of municipal securities is permitted to incur under constitutional, statutory or charter provisions. The debt limit is usually expressed as a percentage of assessed valuation.

Debt Ratios - Comparative statistics showing the relationship between the issuer's outstanding debt and such factors as its tax base, income or population. Such ratios are often used in the process of determining credit quality of an issue, primarily on general obligation bonds. Some of the more commonly used ratios are (a) net overall debt to assessed valuation, (b) net overall debt to estimated full valuation, and (c) net overall debt per capita. **See: Bonded Debt.**

Debt Service - The amount of money necessary to pay interest on an outstanding debt, the principal of maturing serial bonds and the required contributions to a sinking fund for term bonds. Debt service on bonds may be calculated on a calendar year, fiscal year, or bond fiscal year basis.

Glossary

Debt Service Reserve Fund - The fund in which moneys are placed which may be used to pay debt service if pledged revenues are insufficient to satisfy the debt service requirements. The debt service reserve fund may be entirely funded with bond proceeds, or it may only be partly funded at the time of issuance and allowed to reach its full funding requirement over time, due to the accumulation of pledged revenues. If the debt service reserve fund is used in whole or part to pay debt service, the issuer usually is required to replenish the funds from the first available funds or revenues. A typical reserve requirement might be the maximum aggregate annual debt service requirement for any year remaining until the bonds reach maturity. The size and investment of the reserve may be subject to arbitrage regulations. Under a typical revenue pledge this fund is the third to be funded out of the revenue fund.

Debt Service Schedule - A table listing the periodic payments necessary to meet debt service requirements over the period of time the securities are to be outstanding.

See: Amortization Schedule.

Direct Debt - See: Bonded Debt.

Fitch's Investor Services – An independent service which provides ratings for municipal securities and other financial information to investors.

General Obligation Bond or G.O. Bond - A bond which is secured by the full faith and credit of an issuer with taxing power. General obligation bonds issued by local units of government are typically secured by a pledge of the issuer's ad valorem taxing power; general obligation bonds issued by states are generally based upon appropriations made by the state legislature for the purposes specified. Ad valorem taxes necessary to pay debt service on general obligation bonds are often not subject to the constitutional property tax millage limits. Such bonds constitute debts of the issuer and normally require approval by election prior to issuance. In the event of default, the holders of general obligation bonds have the right to compel a tax levy or legislative appropriation, by mandamus or injunction, in order to satisfy the issuer's obligation on the defaulted bonds.

Interest - The amount paid by a borrower as compensation for the use of borrowed money. This amount is generally an annual percentage of the principal amount.

Issuing Bonds - To "issue" bonds means to sell, deliver, and receive payment for bonds. The State generally issues bonds once a year upon determining the amount of cash necessary to implement projects during that year.

Issue of Bonds or Issue of Securities - Bonds or securities sold in one or more series which are authorized under the same resolution or indenture and have the same dated date.

Issuer - A state, political subdivision, agency or authority that borrows money through the sale of bonds or notes.

Glossary

Lease Rental Bond - A bond from an issue which is secured by lease payments made by the party leasing the facilities financed by the issue. Typically, lease rental bonds are used to finance construction of facilities (e.g., schools or office buildings) used by a state or municipality, which leases the facilities from a financing authority. Often the leasing state or municipality is legally obligated to appropriate moneys from its general tax revenues to make lease payments: in some cases, however, lease payments will be made only from revenues associated with the facility financed (e.g., school tuition payments).

Legal Opinion or Legal or Approving Opinion - The written conclusions of bond counsel that the issuance of municipal securities and the proceedings taken in connection therewith comply with applicable laws, and that interest on the securities will be exempt from federal income taxation and, where applicable, from state and local taxation. The legal opinion is generally printed on the securities. **See: Bond Counsel.**

Level Debt Service - A maturity schedule in which the combined annual amount of principal and interest payments remains relatively constant over the life of the issue.

Example:

Level Debt Service Assumptions:

Size of issue: \$10,000,000

Interest rate: 7 percent

Maturity of issue: 5 years

Debt Schedule

Years	Principal	Interest	Total*
1	\$1,740,000	\$700,000	\$ 2,440,000
2	1,860,000	578,200	2,438,200
3	1,990,000	448,000	2,438,000
4	2,130,000	308,700	2,438,700
5	<u>2,280,000</u>	<u>159,600</u>	<u>2,439,600</u>
Total	<u>\$10,000,000</u>	<u>\$2,194,500</u>	<u>\$12,194,500</u>

* Total of principal and interest remains substantially level throughout life of issue.

Maturity or Maturity Date - The date upon which the principal of a municipal security becomes due and payable to the security holder.

Moral Obligation Bond - A bond, typically issued by a state agency or authority, which is secured by the revenues from the financed project and, additionally, by a non-binding undertaking that any deficiency in pledged revenues will be reported to the state legislature which may apportion state moneys to make up the shortfall. Legislation authorizing the issuance of moral obligation securities typically grants the state legislature the authority to apportion money to support the debt service payments on any such securities, but does not legally oblige the legislature to do so.

Glossary

Note - A written, short-term promise of an issuer to repay a specified principal amount on a date certain, together with interest at a stated rate, payable from a defined source of anticipated revenue. Notes usually mature in one year or less, although notes of longer maturities are also issued. The following types of notes are common in the municipal market:

Bond Anticipation Notes (BANs) - Notes issued by a governmental unit, usually for capital projects, which are paid from the proceeds of the issuance of long term bonds.

Tax Anticipation Notes (TANs) - Notes issued in anticipation of future tax receipts, such as receipts of ad valorem taxes which are due and payable at a set time of the year.

Notes may be issued to finance capital projects or to alleviate cash flow problems of the issuer.
Compare: Bond.

Per Capita Debt - The amount of an issuing municipality's debt outstanding divided by the population residing in the municipality. This is often used as an indication of the issuer's credit position since it can be used to compare the proportion of debt borne per resident with that borne by the residents of other municipalities. **See: Debt Ratios.**

Premium - A bond that is trading above its par value. A bond will trade at a premium when it offers a coupon rate that is higher than prevailing interest rates. This is because investors want a higher yield, and will pay more for it.

Principal - The face amount or par value of a security payable on the maturity date.
Compare: Interest.

Rating Agencies - The organizations which provide publicly available ratings of the credit quality of securities issuers. The term is most often used to refer to the nationally recognized agencies, Moody's Investors Service, Inc., Standard & Poor's Corporation, and Fitch Investors.

Ratings - Evaluation of the credit quality of notes and bonds usually made by independent rating services. Ratings are intended to measure the probability of the timely repayment of principal of and interest on municipal securities. Ratings are initially made before issuance and are periodically reviewed and may be amended to reflect changes in the issuer's credit position. The information required by the rating agencies varies with each issue, but generally includes information regarding the issuer's demographics, debt burden, economic base, finances and management structure. Many financial institutions also assign their own individual ratings to securities.

Referendum - A referendum is a means by which a legislative body requests the electorate to approve or reject proposals such as constitutional amendments, long-term borrowing, and special laws affecting some cities and towns.

The Rhode Island Constitution prohibits the legislature from making an amendment to the Constitution or from entering into a debt for over a one-year period without the consent of the electorate. When the General Assembly wishes to incur debt beyond a one-year period, it authorizes an election at which voters can approve or reject incurring long-term debt.

Glossary

Such a legislative request is always phrased as a question. The question is substantially in the following form: "Shall an act, passed at the January, 1990 Session of the General Assembly, entitled...be approved?"

Therefore, a referendum is called a question. Referenda is the plural form of the word.

Refunding - A procedure whereby an issuer refinances an outstanding bond issue by issuing new bonds. There are generally two major reasons for refunding: to reduce the issuer's interest costs or to remove a burdensome or restrictive covenant imposed by the terms of the bonds being refinanced. The proceeds of the new bonds are either deposited in escrow to pay the debt service on the outstanding obligations, when due (in which case the financing is known as an "advance refunding"), or used to immediately retire the outstanding obligations. The new obligations are referred to as the "refunding bonds," and the outstanding obligations being refinanced are referred to as the "refunded bonds" or the "prior issue." For accounting purposes, refunded obligations are not considered a part of the issuer's debt because the lien of the holders of the refunded bonds, in the first instance, is on the escrowed funds, not on the originally pledged source of revenues. The refunded bonds, however, will continue to hold a lien on the originally pledged source of revenues unless provisions have been made in the bond contract on the refunded bonds for defeasance of the bonds prior to redemption.

Revenue Bond - A bond which is payable from a specific source of revenue and to which the full faith and credit of an issuer with taxing power is not pledged. Revenue bonds are payable from identified sources of revenue, and do not permit the bondholders to compel taxation or legislative appropriation of funds not pledged for payment of debt service. Pledged revenues may be derived from operation of the financed project, grants and excise or other specified not-ad-valorem taxes. Generally, no voter approval is required prior to issuance of such obligations. **Compare: General Obligation Bond.**

Serial Bonds - Bonds of an issue in which some bonds mature in successive years without interruption. **Compare: Term Bonds.**

Tax Anticipation Note - **See: Note.**

Term Bonds - Bonds comprising a large part or all of a particular issue which come due in a single maturity. The issuer usually agrees to make periodic payments into a sinking fund for mandatory redemption of term bonds before maturity or for payment at maturity. **Compare: Serial Bonds.**

Unissued Bond Authorization (Unissued Bonds) - The balance remaining from a legal or statutory authorization, after taking into account the amount of bonds already issued.