

Table of Contents

	<u>Page</u>
Introduction	1
<u>Section 1 - Capital Budgeting in Rhode Island</u>	
Capital Policy	5
Rhode Island Capital Plan Fund Initiative	6
Previous Capital Budgeting Practices	7
FY 2003 - FY 2007 Capital Process	9
Capital Budgeting Goals Attained	10
<u>Section 2 - Debt Issues</u>	
Classification of State Debt	13
Tax Supported Debt Burden	17
General Obligation Debt Authorization	19
Debt Management Accomplishments	21
Debt Reduction	26
Public Finance Management Board Debt Study	29
<u>Section 3 - Executive Summary of Agency Recommendations</u>	
General Government	
Department of Administration	31
Legislature	37
Rhode Island Economic Development Corporation	38
Human Services	
Department of Children, Youth and Families	41
Department of Human Services	42
Department of Mental Health, Retardation & Hospitals	45
Governor's Commission on Disabilities	49
Education	
Elementary and Secondary Education	51
Public Higher Education	53
Atomic Energy Commission	60
Historical Preservation and Heritage Commission	61
Rhode Island Public Telecommunications Authority	62
Public Safety	
Department of Corrections	63
Judicial	67
Military Staff	69
State Police	73
Natural Resources	
Department of Environmental Management	75
Coastal Resources Management Council	82
Clean Water Finance Agency	83
Narragansett Bay Commission	86
State Water Resources Board	88

	<u>Page</u>
Transportation	
Department of Transportation	91
Rhode Island Public Transit Authority	97
Quasi-Public Agencies	
Rhode Island Airport Corporation	99
Rhode Island Resource Recovery Corporation	103
Section 4 - Schedules	
Schedule 1 - Summary of Proposed Bond Issuance by Agency	107
Schedule 2 - Statewide Summary by Source of Funds	108
Schedule 3 – Statewide Summary by Agency	110
Schedule 4 - Projects by Funding Source:	
Department of Administration	112
Legislature	114
Rhode Island Economic Development Corporation	116
Department of Children, Youth and Families	116
Department of Human Services	116
Department of Mental Health, Retardation and Hospitals	120
Governor’s Commission on Disabilities	122
Department of Elementary/Secondary Education	124
Higher Education	124
Atomic Energy Commission	130
Historical Preservation and Heritage Commission	132
Rhode Island Public Telecommunications Authority	132
Department of Corrections	132
Judiciary	136
Military Staff	138
State Police	140
Department of Environmental Management	142
Coastal Resources Management Council	148
Clean Water Finance Agency	148
Narragansett Bay Commission	150
State Water Resources Board	150
Department of Transportation	152
Rhode Island Public Transit Authority	152
Rhode Island Airport Corporation	154
Schedule 5 – Rhode Island Capital Plan Fund Projects	156
Schedule 6 – Quasi-Public Agency Capital Plans	166
Section 5 - Technical Appendices	
Appendices Overview	171
Appendix A - Projected Net Tax Supported Debt	A-1
Appendix B - Outstanding Debt & Debt Ratios	B-1
Appendix C - Debt Service Payable by Issuer	C-1
Appendix D – Debt Reduction Program	D-1
Appendix E - State of Rhode Island Bond Referenda	E-1
Appendix F - Analysis of Bond Authorizations	F-1
Appendix G - Summary of Tax Supported Debt Issuance by Fiscal Year	G-1
Appendix H – Capital Budget Glossary	H-1

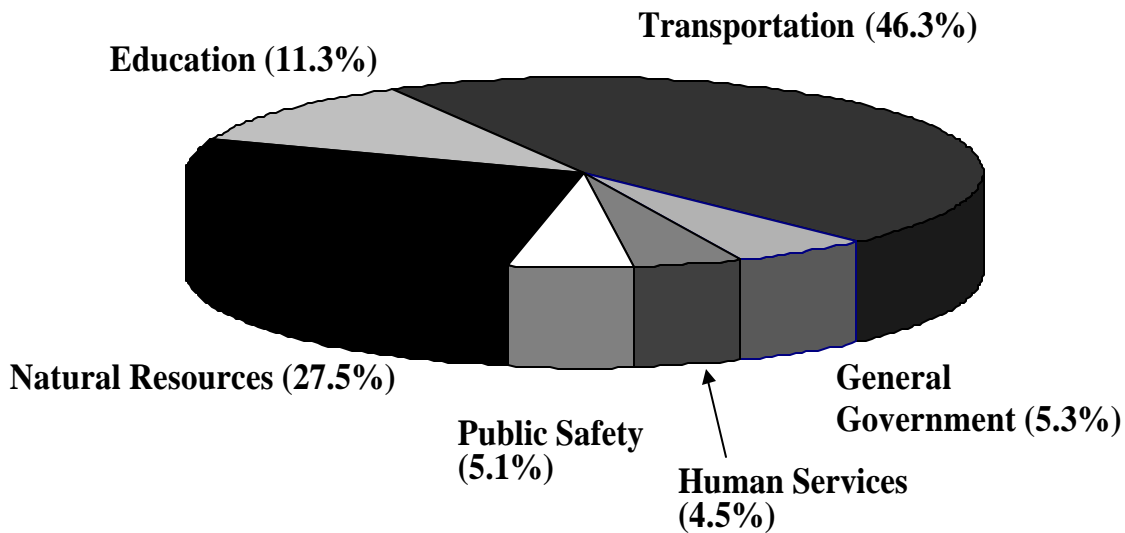
Introduction

The Capital Budget document contains information relating to Governor Almond's recommended capital budget for FY 2003 and capital improvement plan for the planning horizon encompassing FY 2003 through FY 2007. In FY 1993, Rhode Island prepared the FY 1993 - FY 1997 Capital Improvement Plan, the first step towards strengthening the careful balance of capital needs with affordability. Rhode Island found itself with relatively high debt levels in uncertain economic conditions. Development of an overall debt policy was an important ingredient in formulation of the FY 1993 capital recommendations. Continued pursuit of these debt management goals is the basis of the Governor's FY 2003 capital plan.

The Governor's Capital Budget reflects the sixth year in a plan that will dedicate over \$228.3 million of current revenues over the next five years towards preserving Rhode Island's buildings and other assets.

The recommended capital improvement plan reflects state expenditures from all sources of funds. Approximately 15.5 percent of the FY 2003 recommended expenditures will be funded from state general obligation bond proceeds; the remaining 84.5 percent will be funded from federal grants, restricted revenues, and other sources. Approximately 46.3 percent of total disbursements in FY 2003 will be for Transportation purposes and 27.5 percent will be for Natural Resource purposes.

FY 2003 Recommended Capital Budget Disbursements - All Funding Sources



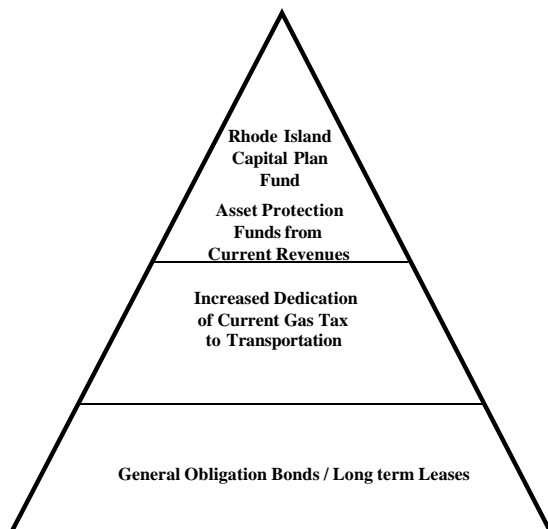
Introduction

Recognizing that there continues to be concern over Rhode Island's relatively high debt level, the Governor recommends, in his FY 2003 – 2007 plan for capital improvements, that the state maintain its efforts to reduce reliance on tax supported bonds for financing and accelerate the reduction of state debt. The Capital Improvement Plan projects that Rhode Island's debt policies will have a long-term positive impact on net tax supported debt. Net tax supported debt is projected to decline to \$1.580 billion by FY 2007, a reduction of \$320 million from the 1994 high of \$1.90 billion. The Governor's proposed capital plan would reduce net tax supported debt as a percent of personal income from the high of 8.5 percent in FY 1994 to 3.99 percent by FY 2007.

This capital plan addresses the Governor's desire to "Rebuild Rhode Island" by targeting resources to the infrastructure needs in the state. During the initial phases of this plan, the cornerstone of this rebuilding has continued to be general obligation bonds and long-term leases. The Governor recommends this structure continue to be strengthened by the dedication of current gas tax to transportation purposes, and a "pay-as-you-go" system of funding capital needs.

Rebuilding Rhode Island

The FY 2003 – FY 2007 capital improvement plan provides for significant capital investment in



Rhode Island through prudent debt management and significant "pay-as-you-go" funding. The Governor's budget includes \$54.2 million in FY 2002 and \$29.2 million in FY 2003 from current revenues. These projects will not only ensure that the Rhode Island's infrastructure is maintained, but will result in construction activity during the economic downturn. The Governor's plan incorporates the issuance of all bonds approved by the voters in November 1996, 1998 and 2000, and includes proposed referenda for the 2002 election.

The Governor's plan continues the significant investment in Higher Education by including the expenditure of \$21.0 million of bonds approved in 1998 to upgrade academic and administrative facilities. The plan also includes the continuing expenditure of \$74.4 million of bonds approved in 1996 for infrastructure and upgrading of the three institutions' data and telecommunications system. In November 2000, the voters of the state approved a new referenda authorizing the expenditure of \$36.95 million for dormitory renovations at the University of Rhode Island and Rhode Island College and the construction of a new Community College of Rhode Island campus in Newport. These projects are fully programmed in the Governor's five-year plan.

The FY 2002 Capital Budget included the issuance of \$60.0 million in general obligation bonds authorized by the voters in November 2000. These bonds have been issued and funds transferred to the Clean Water Finance Agency for the establishment of a leveraged loan program for water quality management projects. The largest of the projects to receive funding under this zero-percent interest loan program will be the Narragansett Bay Commission's Combined Sewer Overflow project. In total, this loan program, by leveraging federal and state capitalization grants, will provide approximately \$210.0 million in zero-interest loans to improve Rhode Island's water quality.

Open space continues to be a high priority of the

Introduction

Governor. The capital improvement plan includes the issuance of the \$34.0 million of Environmental Management bonds authorized in November 2000. These funds will be used over a multi-year period to preserve open space, protect ground water supplies, and develop and improve public recreational facilities. The \$15.0 million referendum for open space preservation and bike path development approved in 1998 is also programmed to be fully issued over the planning period.

The capital plan also includes \$72.0 million of expenditures from bonds for investment at the Quonset Point/Davisville Industrial Park and for the Freight Rail Improvement Project to create an economic growth site for intermodal transportation and industrial development.

Transportation continues to comprise a significant part of Rhode Island's debt issuance requirements, reflecting \$164.9 million over the five-year period. To ensure that gasoline taxes fully support the transportation needs of Rhode Island, the Governor recommends that the state continue the plan to shift its gas tax resources to transportation. This multi-year plan, which has already increased resources to the Rhode Island Public Transit Authority and the Department of Transportation, should be implemented until FY 2004. The existing plan calls for all gas tax to be devoted to transportation needs as of FY 2003. The Governor is recommending a one year delay in the transfer of the final \$0.025 of the gas tax from the general fund to the Department of Transportation. In FY 2004, however, all gas tax currently reverting to the General Fund will be made available to the Department of Transportation. By doing this, the Department of Transportation and the Rhode Island Public Transit Authority will begin to substantially address Rhode Island's public transit needs and neglected infrastructure needs, fund more road and bridge rehabilitation and construction projects on a "pay-as-you-go" basis, lessen its reliance on bond issuance in order to match available federal funds, and ultimately reduce its rising debt service costs. The Department of

Transportation will increasingly utilize gas tax proceeds to match increased federal funds. Using current resources to match federal funds rather than increase the size of bond issues will avoid further increases in debt service.

General obligation debt issuances are estimated to be approximately \$100.0 million in FY 2002 for FY 2003 project disbursements, \$102.0 million in FY 2003, and \$70.0 million in FY 2004 and thereafter. The state anticipates financing the construction of a new Kent County Courthouse (\$51.8) million, and a Juvenile Training School (\$60.0 million), both of which will be financed by the issuance of certificates of participation in FY 2003. The Governor recommends providing funds for the Neighborhood Opportunities Program through the issuance of bonds by the Rhode Island Housing and Mortgage Finance Corporation, which would be repaid by the state. Financing in FY 2002 would provide \$5.0 million in FY 2002, and \$5.0 million in FY 2003. The Governor recommends \$5.0 million in FY 2004 through FY 2006, providing a total of \$25 million over the five-year period. The Governor recommends this financing vehicle due to the complex leveraging associated with the program, and the need to issue taxable debt. The state would provide \$2.5 million in FY 2002 to the Travelers Aid Relocation Project in a similar manner. The Governor also recommends funding certain capital improvements in the Department of Correction's Master Plan totaling \$120.8 million over the five-year capital plan period, and funding a parking garage adjacent to the Garrahy Courthouse in Providence, estimated to cost \$13.0 million. These obligations will result in financial commitments of a long-term nature. While they are subject to annual appropriation, they will most likely be considered a component of the state's net tax supported debt, and are reflected as such in the debt projections.

Confronted with the need to maintain state owned property – both to ensure the safety of those who use these buildings and to preserve the value of the properties - the Governor

Introduction

recommends \$54.2 million in FY 2002, \$29.2 million in FY 2003 from current revenues for asset protection of these properties. This reflects the sixth year in this multi-year plan, which will dedicate over \$228.3 million over the next five years. This funding will be derived from the Rhode Island Capital Plan Fund. Resources in the Rhode Island Capital Plan Fund can also be used to pay debt service. The Governor is recommending that this resource be used to provide budgetary relief in both FY 2002 and FY 2003. The Governor recommends an additional \$16.5 million for a total of \$31.5 million be allocated in FY 2002 to debt service by deferring capital projects, and that \$23.8 million of debt service in FY 2003 be allocated to the Rhode Island Capital Plan Fund. This provides budgetary relief of \$40.3 million over the two years while still maintaining a strong asset protection program. The remaining funds are recommended to finance critical projects that have arisen due to the lack of available funding in the operating budgets over the last decade, and to address an appropriate level of preservation.

The Governor's recommended FY 2003 Capital and Operating Budgets reflect an accelerated plan of debt reduction by utilizing the proceeds of the securitization of Tobacco Master Settlement Revenues to defease \$278.1 million of general obligation debt. Due to this proposal, the Governor is recommending that any resources that would have been deposited into the Sinking Fund be deposited in the General Fund. The modifications recommended by the Governor relating to the Sinking Fund include the return of investment earnings on the state's bond proceeds back to the General Fund permanently, including earnings remaining from FY 2001, and would allow any proceeds to be received from DEPCO to be deposited in the General Fund.

Capital Policy

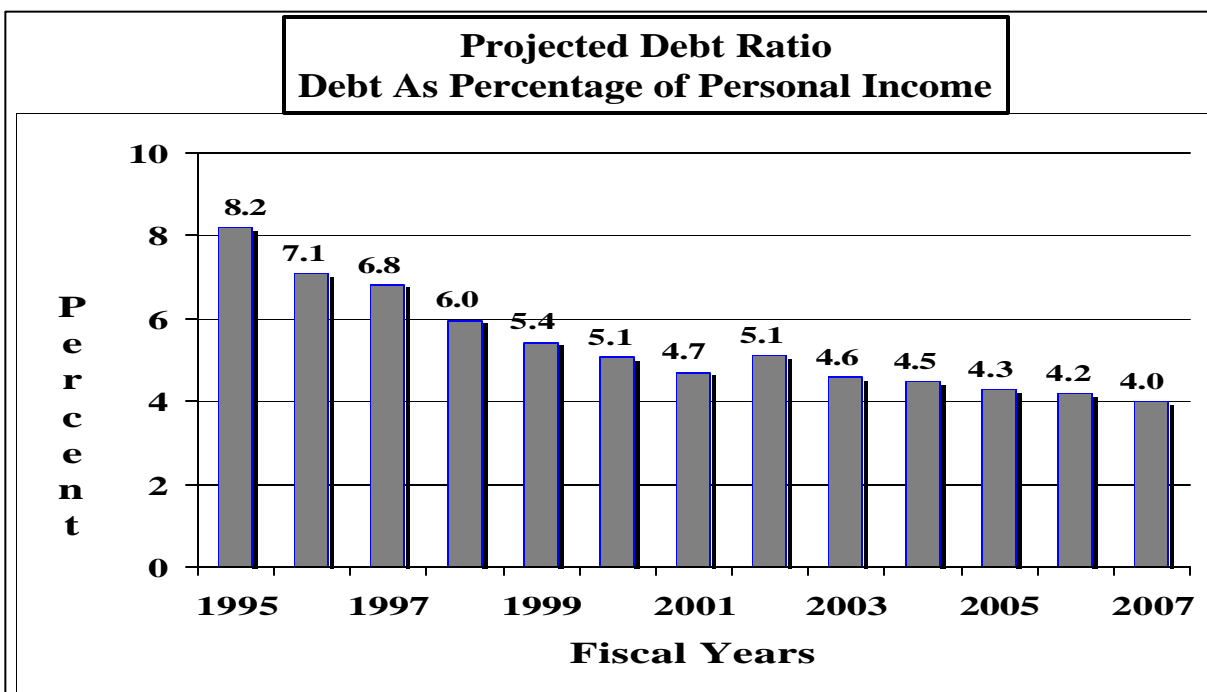
The Governor's Capital Improvement Plan reflects a policy of controlling Rhode Island's capital debt by limiting the new issuance of debt, reducing the existing debt outstanding through prepayment to the extent that resources can be dedicated for this purpose, and controlling capital expenditures to a level that is affordable. Effective execution of this policy, as well as other sound financial management practices, resulted in upgrades from two major credit rating agencies during FY 1999.

The Governor is recommending that this capital policy be continued during FY 2002 and FY 2003 by maintaining a reasonable level of pay-as-you-go capital expenditures from the Rhode Island Capital Plan Fund totaling \$54.2 million and \$29.2 million respectively. The Governor is recommending that debt service be funded from the Rhode Island Capital Plan Fund in the amount of \$31.5 million in FY 2002 (an increase of \$16.5 million from the enacted level) and \$23.8 million in FY 2003. This recommendation provides budgetary relief over the two-year period of \$39.3 million. The Governor is also recommending that the state securitize the revenues from the Tobacco Master

Settlement, which can provide expenditure relief in FY 2003 through FY 2012 and can relieve Rhode Island of a portion of its debt burden. This recommendation would shift \$278.1 million of debt off the state's books and would reduce debt service in FY 2003 by \$43.9 million. Debt service savings would total \$324.7 million through fiscal year 2012 as a result of this recommendation.

On February 1, 1995, Governor Almond signed Executive Order 95-4 relating to state debt. The Order requires all issuances of state debt requiring the approval of the Governor to be reviewed by the State Budget Office. The role of the Budget Office is to advise the Governor of the direct and potential impact of such debt issuance on the state's tax supported debt and its credit rating.

An examination of Rhode Island's projection of net tax supported debt shows evidence that the businesslike approach to capital planning and management has reaped results. Debt as a percentage of personal income is projected to decline from a high of 8.5 percent in FY 1994 to 4.6 percent by FY 2003.



Rhode Island Capital Plan Fund Initiative

The Governor's proposed Capital Improvement Plan for FY 2003 - FY 2007 reflects the sixth year in a comprehensive, yet affordable asset protection program that will result in the dedication of over \$228.3 million of current revenues towards preserving Rhode Island's buildings and other assets over the next five years. The FY 2003 recommended budget is proof that a moderate multi-year plan can be successful.

At the November 1996 election, the voters rejected an \$18.5 million bond referendum that would have provided funds for long neglected asset protection projects. Many of these projects have been under consideration for years, but due to constraints on both the operating and capital budgets had been delayed. State agencies have identified a significant number of projects in need of funding, and the Governor recommends that this responsible asset protection program continue to be funded.

Current law provides for up to two percent of annual revenues to be used for capital expenditures or debt service once the Budget Reserve Fund has reached three percent of resources. Since the Budget Reserve and Cash Stabilization Account has reached three percent of total resources, there are only marginal contributions to this "Rainy Day Fund" and most of the funds flow into the Rhode Island Capital Plan Fund. In FY 2001, the transfer to the Rhode Island Capital Plan Fund amounted to \$44.7 million; in FY 2002 and FY 2003, it is expected to total \$52.9 million and \$53.3 million, respectively. The state had used over 95 percent of the resources in the Rhode Island Capital Plan Fund for debt service. While this practice may have met the legal requirements of the constitutional amendment that provides for the Rhode Island Capital Plan Fund, it did not meet the spirit of the voter-approved amendment.

The Governor recommends that the General Assembly appropriate \$29.2 million from the Rhode Island Capital Plan Fund in FY 2003 for capital projects. The Governor further proposes

that funding from the RI Capital Plan Fund continue annually in order to provide an annual appropriation from current revenues for capital purposes. Because Rhode Island Capital Plan Fund resources were used primarily for debt service, this recommendation has required a shift of debt service costs to general revenue funds as shown below. In FY 2003, fifty-five percent of resources in the RI Capital Plan Fund are being used for capital asset protection projects.

	Debt Service	Project Expenditures	Percent for Projects
FY 1994	.0	.2	.0%
FY 1995	32.5	.9	2.7%
FY 1996	29.3	.7	2.2%
FY 1997	33.3	.5	1.5%
FY 1998	26.8	2.9	9.8%
FY 1999	24.1	11.7	32.7%
FY 2000	14.0	19.8	58.8%
FY 2001	7.4	22.7	75.4%
FY 2002	31.5	54.2*	63.2%
FY 2003	23.8	29.2	55.1%

* includes funding reappropriated from FY 2001

Although this shift has imposed additional requirements on Rhode Island's operating budget, the "pay-as-you-go" method is the desired funding alternative for these types of projects. This plan should have a stabilizing affect on agency budgets, as fewer expensive emergency repairs are required from operating funds. Adoption of a responsible asset protection program will help reduce Rhode Island's debt burden in the future when allocated funds are available to fund not only asset protection projects, but also new construction. Schedule 4, *Projects by Funding Source*, includes the Governor's recommended use of Rhode Island Capital Plan Funds, as well as all other resources available for capital disbursements. Schedule 5, *Rhode Island Capital Plan Fund Projects*, reflects only those projects funded by RI Capital Plan Fund resources.

Previous Capital Budgeting Practices

The State of Rhode Island's first capital development plan was submitted in 1972. The plan was presented on a twelve-year horizon and proposed a pay-as-you-go system of capital financing.

The concept was hailed as a tremendous step forward for Rhode Island due to its eventual goal of reducing reliance on debt to finance capital projects. Since 1972, both pressures to improve Rhode Island's infrastructure and utilize current resource funds for operating expenses led to the abandonment of the 1972 plan. No other plan was developed to fill its place.

Rhode Island made a concerted effort to refocus its attention to development of capital improvement plans in 1991. The goal was to strengthen the capital planning and budgeting process in order to provide a coordinated manner for both project selection and project financing.

Analysis of Past Practice

Rhode Island suffered from a number of problems that deal with the capital budget development process: (1) difficulty in delineating between maintenance and other types of capital improvements, (2) difficulty in measuring capital needs, (3) lack of clear philosophy concerning the method of financing capital projects. However, the situation in Rhode Island was further complicated by problems inherent to the process that existed. Specific flaws relating to the Rhode Island capital budgeting process included:

1. There was no formal decision making process for key decision makers to determine the overall size of the capital program or debt issuance and lack of control over the amount to be spent from the state's balance of previously authorized general obligation debt. Since Rhode Island does not issue all bonds immediately upon voter approval, there needs to be a process of prioritization and cash flow planning in order to ensure affordability. Current practice was for voter approved bond authorizations to be allotted on the basis of

work programs developed by the agencies. Each entire authorization was allotted into individual project accounts, regardless of the authorization's financing status. The level of estimated disbursements determined the aggregate level of bonds to be issued.

There were many flaws in this process in that it did not identify a long-range plan of expenditure for all authorized but unissued debt. Also, the process did not attempt to limit expenditures to only those projects for which bonds had been issued. Projects for which bonds had not yet been issued were allowed to proceed in anticipation of the future issuance of bonds or notes.

Bond issues were done on an ad hoc basis. There was neither a systematic process to determine when bond issues would be done nor a process to assure that gubernatorial priorities were reflected.

2. Decisions concerning construction of facilities were not tied to long-term operating budget prospects. While the capital development process made an attempt to identify ongoing operating costs, execution of the capital and operating budgets was disjointed.
3. There had been a history of significant capital referenda presented at special elections. This caused concern because it was being passed outside the statutory "biennial" process and often included projects that had not appeared in proposed capital plans. This concern resulted in the enactment of Section 35-3-7(c) of the Rhode Island General Laws, which provides some restrictions on this happening in the future unless there is a "compelling need."

Section 35-3-7.1. ...

...(c) All capital referenda will be presented to the voters at a general election, except, upon a finding of compelling need for the public health,

Previous Capital Budgeting Practices

safety, or welfare, the general assembly may present the capital program at a time other than the general election. ...

4. The process lacked a systematic set of capital budgeting instructions whereby departments would submit their projects along with requests for funding over a long-term period that would allow for systematic development of individual projects. This resulted in a lack of an overall plan for all ongoing projects, a plan of financing, an inventory or assessment of needs, or an overall program goal.
5. There was no central document reflecting the priorities between different types of projects, including repair and rehabilitation, renovation, remodeling, razing of structures, new construction, and so forth. The biennial capital development plan did not specifically address the status of projects underway or those to be undertaken over the capital planning horizon. While the majority of projects were to be funded from previously approved bond authorizations, such projects were not included in the plan.

This lack of an overall plan for on-going projects resulted in a lack of accountability concerning departments' requests for new funds.

6. Capital funds were increasingly being used for non-capital or marginally capital expenditures, including personnel, short lived equipment and maintenance.

FY 2003 – FY 2007 Capital Process

The State of Rhode Island has made significant progress since late 1991 towards improving the capital budgeting process. In the summer of 2001, agencies were asked to provide information relating to the projects contained in the FY 2002 - FY 2006 capital budget and any new projects to be proposed. This assisted the administration in achieving the first three steps in a capital budgeting process: (1) initial identification of projects to be considered for inclusion in the capital budget; (2) timing of required expenditures for projects selected for inclusion in the capital budget; and (3) determination of the impact on total government finances of the various financing alternatives. The status of projects funded in earlier capital improvement plans was analyzed for each agency. An update on the timing of expenditures was provided for previously authorized projects, as well as those to be considered at future referenda.

The capital improvement plan includes what are generally considered major capital projects, such as new construction, major reconstruction, remodeling, renovation, and so forth. These are projects that create new facilities or rebuild existing facilities. They would add or create value rather than protect the existing value. The plan also reflects planning funds provided to agencies to analyze the need and cost of projects proposed in later years. Agencies were asked to identify for each project: source of financing, the estimated disbursement schedule, and the categorical expenditures (i.e., design, land acquisition, and construction).

The capital improvement plan meets several of the criteria noted for sound practice and meets the goals of the administration concerning capital budgeting.

Capital Budgeting Goals Attained

Several key goals were set in 1991 when Rhode Island embarked upon improving the capital budgeting process and as progress has been made, new goals have been set. Rhode Island may not fully attain these goals until several years into the capital-planning horizon, but has made significant progress towards these goals.

1. ***Ensure that Rhode Island's annual capital budget and capital improvement plan is affordable and finances only necessary capital projects.***

This goal also relates to the determination of the size and timing of debt issuance. It is the goal of the capital planning process that the levels of project commitment, annual cash disbursements, and annual bond financing required would be determined by the adopted capital plan.

The state has not issued more general obligation bonds than were in the plan. Generally, since the implementation of the FY 1993 - FY 1997 Capital Budget, variance from the plan reflected delays in certain projects underway. Controls are in place to ensure that expenditures are limited to those funded in the budget.

2. ***Enhance the linkage between the capital and operating budgets. No new projects will be included in the capital plan unless resources are expected to be available to finance the operating costs upon completion.***

A much greater focus has been made on the impact of capital projects on the annual operating budget. Agencies are requested to identify the source of operating funds required for new projects. In the FY 2003 - 2007 Capital Improvement Plan and the Five-Year Forecast included within the Executive Summary, there is an attempt to identify the outyear impacts of capital projects.

3. ***Institute a practice of annual program budgeting that will result in planned***

biennial referenda (as needed) consistent with the capital budgeting process.

Development and adoption of a solid capital plan will serve to prevent the need for off-year referenda.

The Administration's capital budgets have contained the referenda recommended for the biennial period; the Governor is not recommending an off year referenda.

4. ***Increase accountability by publishing a document that identifies the individual projects to be funded during the capital planning horizon.***

This would include all projects, regardless of funding source, including projects financed by previously authorized bonds. This would provide a much greater level of accountability with respect to completion of projects and the need for new ones.

The published capital budget is the basis for the control of and review of project expenditures. Agencies are more accountable with respect to capital disbursements that are now limited to those contained in the capital plan.

5. ***Ensure active gubernatorial policy participation in the process, similar to the process for the operating budget.***

In October of 1995, Governor Almond recomposed and renewed the Capital Development Planning and Oversight Commission with appointments of planning, policy, information technology and agency representation, as well budget officials to develop a comprehensive capital development program that was consistent with the principles and practices of good financial management.

In addition, staff from both the House and Senate fiscal staffs were invited to all agency hearings to allow the legislative branch early involvement in the capital development process.

Capital Budgeting Goals Attained

6. *Begin a process of limiting debt use to long-term capital improvements and to decrease reliance on debt in order to increase flexibility in difficult economic times.*

Rhode Island has stayed within the limits that have been set in the Capital Budgets since 1993. The Governor has successfully implemented a major asset protection initiative that will dedicate over \$29.2 million of current revenues in FY 2003, and over \$228.3 million over the next five years. This reflects a retrenchment in the funding level goals due to the projected operating budget deficits projected in FY 2002 and FY 2003. Many projects have been deferred during this time frame in order to free up resources from the Rhode Island Capital Plan Fund, which can be used for debt service. This recommendation to defer pay as you go capital spending, while not preferred, provides the type of flexibility described in the goal set.

The Governor also recommended the dedication of gas tax revenues to the Department of Transportation that will increase the amount available for road repairs and maintenance, and will also provide the state match for increased federal funds in the out years.

7. *Implement a debt reduction program in order to reduce Rhode Island's net tax supported debt.*

Rhode Island adopted a two part debt reduction program that included (1) using excess sales tax receipts dedicated to repay the DEPCO debt resulting in full repayment in August 2000, twenty two years earlier than required, and (2) using an amount of current general fund resources to redeem other state debt each year. The Governor is recommending that a third component be added to achieve this goal. The Governor recommends that the state utilize accelerated tobacco master settlement proceeds to defease general obligation debt in the amount of \$278 million. Since these general obligations would be defeased by proceeds from a bond issue

that would not be considered state debt, this will reduce the state's tax supported debt.

8. *Improve accountability during the implementation phase of the capital budget and the accuracy of total project funding displayed in the capital improvement plan.*

The Budget Office has developed a database that can integrate expenditure data from the State Controller's accounting records with capital budget recommendations by source of funds by project. When fully implemented, this internal data management system will allow Budget Analysts to track projects more effectively and work with departments and agencies to improve expenditure planning.

9. *Develop and maintain a statewide inventory of state buildings and other assets to be used in prioritizing required repairs and capital improvements.*

The State Controller's Office, the State Budget Office and the Division of Central Services are in the planning stages of this multi-year project. The key goal of the this project is to develop a system that will meet the needs of 1) the State Controller in complying with GASB Statement 34, 2) the Division of Central Services in property management, and 3) the Capital Development Planning and Oversight Commission in the capital planning process.

Classification of State Debt

The State of Rhode Island has traditionally classified its general obligation debt in the following four categories: direct debt, guaranteed debt, contingent debt and other obligations subject to appropriation. These fall into the broader category of tax supported debt used by investment rating agencies. Within the category of obligations subject to annual appropriations, there are certain performance-based agreements associated with debt issued to promote economic development. Generally speaking, the state's requirement to make appropriations on these obligations is based upon achievement of certain predetermined benchmarks that would increase state tax revenues. Debt service and payments on long-term obligations budgeted in the Department of Administration, including the portion of the gas tax and Rhode Island Capital Plan Fund dedicated for debt service, is estimated to total \$180.7 million in FY 2002 and \$143.9 million in FY 2003. The decrease in FY 2003 includes an increase of \$1.7 million for the Convention Center lease due to front-loaded savings in FY 2002 on a refunding, a \$4.9 million increase attributable to the payment structure on outstanding general obligation serial and variable rate bonds and new debt issuance, \$43.9 million savings from defeasance of general obligation bonds using proceeds from Tobacco Master Settlement revenues.

Direct debt, herein defined as debt supported by Rhode Island's general fund for which the state has pledged its full faith and credit, consists of general obligation bonds and notes issued in anticipation thereof. Serial bonds require the state to make annual payments of principal and semi-annual payments of interest on bonds outstanding, while capital appreciation bonds require the annual payment of principal and payment of interest at maturity. As of June 30, 2001, the State of Rhode Island had a total of \$853.8 million of direct debt outstanding, including \$822.5 million of fixed rate bonds outstanding, \$31.4 million of variable rate debt, and had \$318.5 million of authorized but unissued direct debt. In July 2001, the state issued an

additional \$135.4 million of fixed rate debt. As of January 1, 2002, there is \$183.1 million of authorized but unissued direct debt reflecting extinguishments. The Governor recommends that \$100 million of general obligations bonds be issued to finance capital projects in FY 2003. (*See Appendix C for debt service payments*).

Guaranteed debt includes bonds and notes issued by or on behalf of certain agencies, commissions and authorities created by the General Assembly and charged with enterprise undertakings, for the payment of which debt the full faith and credit of the state are pledged in the event that the revenues of such entities may at any time be insufficient. Such debt includes the debt of Narragansett Bay Commission. As of June 30, 2001, there were outstanding bonds of \$18,459,000 million and no authorized but unissued debt. (*See Appendix C for debt service payments*)

Contingent debts are those debts or obligations of certain Rhode Island agencies for which the state has pledged its full faith and credit. Such debt includes mortgages insured by the Rhode Island Industrial-Recreational Building Authority.

Other Obligations Subject to Appropriation

Rhode Island has entered into certain contractual agreements, which although of a long-term nature, are subject to annual appropriation by the General Assembly. A brief description of such commitments for which the state has or may appropriate funds for debt payments is provided below.

Intake Center Certificates

Rhode Island entered into a lease agreement with a financial institution that issued \$33,000,000 in certificates of participation to finance construction of an Intake Center for the Department of Corrections. As of June 30, 2001, \$21,470,000 of these certificates was outstanding. (*See Appendix C for debt service*)

Classification of State Debt

payments)

Attorney General Administrative Office Certificates

In December 1995, Rhode Island entered into a lease agreement with a financial institution that issued \$4,500,000 in certificates of participation to finance the purchase of the Old Stone Bank Administration Building for the Attorney General's Office. As of June 30, 2001, \$3,740,000 was outstanding. *(See Appendix C for debt service payments)*

Shepard's Building Certificates

In 1995, Rhode Island entered into a lease agreement with the Rhode Island Economic Development Corporation, which issued \$34,070,000 to renovate the Shepard's Building in downtown Providence. In August 1997, the state refunded the EDC debt through the issuance of certificates of participation in the amount of \$34,805,000. As of June 30, 2001, \$30,215,000 was outstanding. *(See Appendix C for debt service payments)*

Department of Labor and Training Center General Renovations

In January 1997, Rhode Island entered into a lease agreement with a financial institution that issued \$24.0 million in certificates of participation to finance renovations of the former Center General Hospital at the Pastore Center for use as an office complex for the Department of Labor and Training. It is anticipated that the federal government will finance a significant portion of the lease payments. As of June 30, 2001, \$22,265,000 was outstanding. *(See Appendix C for debt service payments)*

Board of Governor's Information System

In 1999, the Board of Governor's of Higher Education entered into a lease for software and equipment with PeopleSoft. The principal outstanding as of June 30, 2001 was \$5,200,689.

(See Appendix C for lease payments.)

Master Lease Telecommunications Equipment/Rolling Stock

On June 29, 2000, Rhode Island entered into a lease agreement with a financial institution that issued \$9,525,000 of certificates of participation for the purchase and installation of telecommunications equipment, furnishings and vehicles and rolling stock. The state also placed \$318,000 of taxable certificates at that time. In June 2001, an additional \$3,150,000 was financed in this manner. As of June 30, 2001, \$11,015,000 was outstanding.

Rhode Island Refunding Bond Authority

Rhode Island has entered into a loan and trust agreement with the Rhode Island Refunding Bond Authority, a public corporation which issued \$20,640,000 of bonds to provide for the advance refunding of \$18,640,000 of the state's general obligation bonds. The authority's bonds, outstanding as June 30, 2001 in the amount of \$1,330,000, are payable solely by the authority's revenues derived from payments by the state (\$1,300,000) and the Narragansett Bay Commission (\$30,000). *(See Appendix C for debt service payments)*

Rhode Island Refunding Bond Authority (Rhode Island Public Buildings Authority)

Rhode Island has several lease arrangements with the Rhode Island Refunding Bond Authority relating to capital projects financed by the former Public Buildings Authority, at the request of the state. In FY 1998, Rhode Island merged the responsibilities of the Rhode Island Public Buildings Authority into the Rhode Island Refunding Bond Authority. As of June 30, 2001, the Rhode Island Refunding Bond Authority had \$146,055,000 of bonds outstanding, the proceeds of which were to finance such projects. *(See Appendix C for debt service payments)*

Classification of State Debt

Rhode Island Convention Center Authority

Rhode Island has entered into a lease agreement with the Rhode Island Convention Center Authority, a public corporation that was created for the purpose of constructing, managing and operating a convention center.

Pursuant to the lease agreement, the state will be obligated to pay lease payments to the authority sufficient to pay for the net operating expenditures and debt service on the authority's bonds relating to the project being financed. The authority issued bonds for project expenditures totaling \$323,000,000. Including refunding bonds that were issued to save interest costs, outstanding debt totaled \$315,805,000 million as of June 30, 2001. In FY 2003, the Governor recommends a general revenue appropriation of \$15.7 million. (*See Appendix C for debt service payments*)

Rhode Island Depositors Economic Protection Corporation

Rhode Island entered into a payment agreement with the Rhode Island Depositors Economic Protection Corporation ("DEPCO"), a public corporation created to issue bonds for the purpose of protecting depositors of certain financial institutions and credit unions in Rhode Island forced to close in January, 1991 owing to the entry into conservatorship of the Rhode Island Share and Deposit Indemnity Corporation, a private deposit insurance fund. DEPCO'S bonds were payable from a special revenue fund of DEPCO to which payments are to be made by the state, subject to annual appropriation, from certain proceeds of state sales and use tax receipts or from other funds appropriated by the General Assembly for such purposes. The payment agreement was effective simultaneously with the issuance in June 1991 of \$150.0 million of special obligation bonds. In June 1992, an additional \$306.0 million of special obligation bonds were issued. The Corporation issued refunding bonds in FY 1993. The Corporation utilized these sales tax proceeds and

the proceeds from settlements to gradually prepay all of the bonds, such that there are now no special obligations outstanding. (*See Appendix C for debt service payments*)

Rhode Island Economic Development Corporation

In February 1993, the Economic Development Corporation issued \$30,000,000 in taxable revenue bonds on behalf of Alpha Beta Technology, Inc. for acquisition, construction and equipping of a new plant facility for the clinical and commercial manufacture of biopharmaceutical products. In January 1999, this issue was placed in default. These bonds are also secured in part by the corporation's capital reserve fund. The Economic Development Corporation repaid the balance of the debt and receivership costs by utilizing funds on hand in FY 2000, the proceeds from the sale of the Alpha Beta facility, and state appropriations authorized during the 1999 General Assembly. The net state appropriation disbursed was \$5.6 million. As of June 30, 2001, there were no bonds outstanding for the original Alpha Beta debt. The EDC issued a new series of bonds in the amount of \$25.0 million to finance the purchase of the Alpha Beta building by Collaborative Smithfield Corporation, all of which was outstanding as of June 30, 2001. (*See Appendix C for debt service payments*).

In January of 1998, the Economic Development Corporation issued revenue bonds in the amount of \$11,825,000 to finance improvements at McCoy Stadium. These bonds are supported by lease payments subject to annual appropriations. As of June 30, 2001, \$9,585,000 of McCoy Stadium bonds was outstanding. (*See Appendix C for debt service payments*)

In 1999, the Economic Development Corporation issued revenue bonds in the amount of \$16,395,000 to finance improvements to the University of Rhode Island power plant. These bonds are supported by payments to purchase steam over the life of the bonds. As of June 30,

Classification of State Debt

2001, \$15,859,000 of such bonds was outstanding.

Performance Based Obligations of the Rhode Island Economic Development Corporation

In May 1996, the Economic Development Corporation issued \$25,000,000 of bonds to finance infrastructure for Fidelity Investments. These bonds carry a moral obligation of the state. If at any time, certain reserve funds of the Economic Development Corporation pledged for this bond issue fall below their funding requirements, a request will be made to the General Assembly to appropriate the amount of the deficiency. In addition, pursuant to the lease the Economic Development Corporation entered into with FMR Rhode Island, Inc. to secure the bonds, credits are provided for lease payments if certain targeted new job goals are met for the financed project. Currently, it is projected that these job goals will be met. If the job goals are met, the Economic Development Corporation will credit FMR Rhode Island, Inc.'s lease payments and make annual requests to the General Assembly for appropriations, which will be used to pay the debt service on this bond issue. As of June 30, 2001, \$24,116,000 of Fidelity bonds were outstanding. As shown on the EDC-Fidelity debt service schedule, job rent credits are expected to result in a state obligation of \$2.5 million per year, when fully achieved. (*See Appendix C for obligations*)

In November 1997, the Economic Development Corporation entered into a similar agreement with Fleet Bank; bonds issued for that transaction totaled \$11.0 million. As of June 30 2000, \$10.77 million of Fleet bonds were outstanding. Under the agreement, debt service on only \$3.4 million of the debt would be reimbursed through the applications of job rent credits. Job rent credits are estimated to result in a state obligation of approximately \$.3 million per year when achieved, as shown on the EDC-Fleet debt service schedule. (*See Appendix C for obligations*)

Tax Supported Debt Burden

In the determination of the debt burden of the State of Rhode Island, the rating agencies take into account all tax supported debts which are or could be a future liability of the state. Therefore, the definition of "tax supported debt" is more expansive than the strict "voter approved" general obligation category. In Rhode Island's case, the state has indirectly extended its credit to quasi-public agencies and authorities, such as the Rhode Island Convention Center Authority, through lease arrangements.

The amount of debt reflected is that which is defined by *Moody's Investors' Service* in their credit report as the debt outstanding that could potentially be a liability of the state. It, therefore, does not reflect offsets that will reduce the state's payments on these debts, such as debt service reserve funds, interest earnings, and other revenue that could reduce the state's liability. Rhode Island's net tax supported debt totaled \$1.5 billion as of June 30, 2001, excluding \$135.5 million of bonds issued July 1, 2001 for FY 2002 project disbursements.

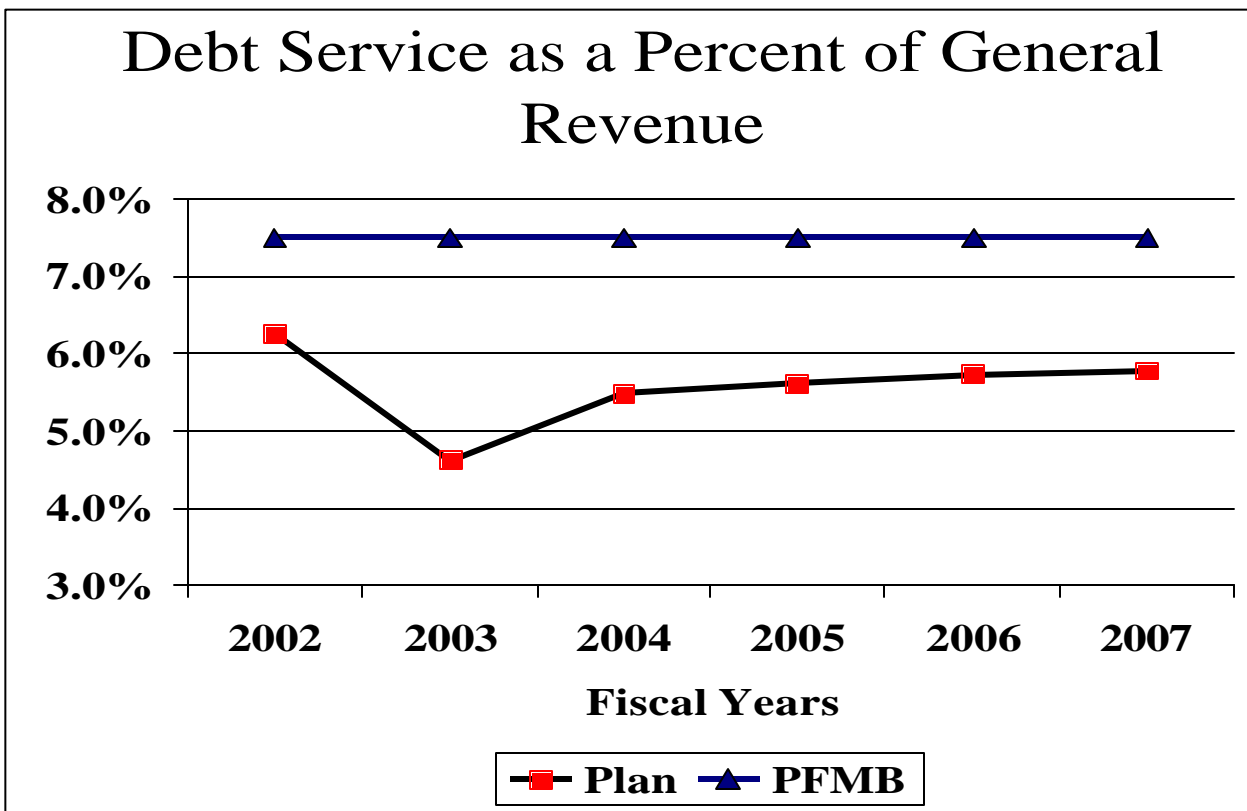
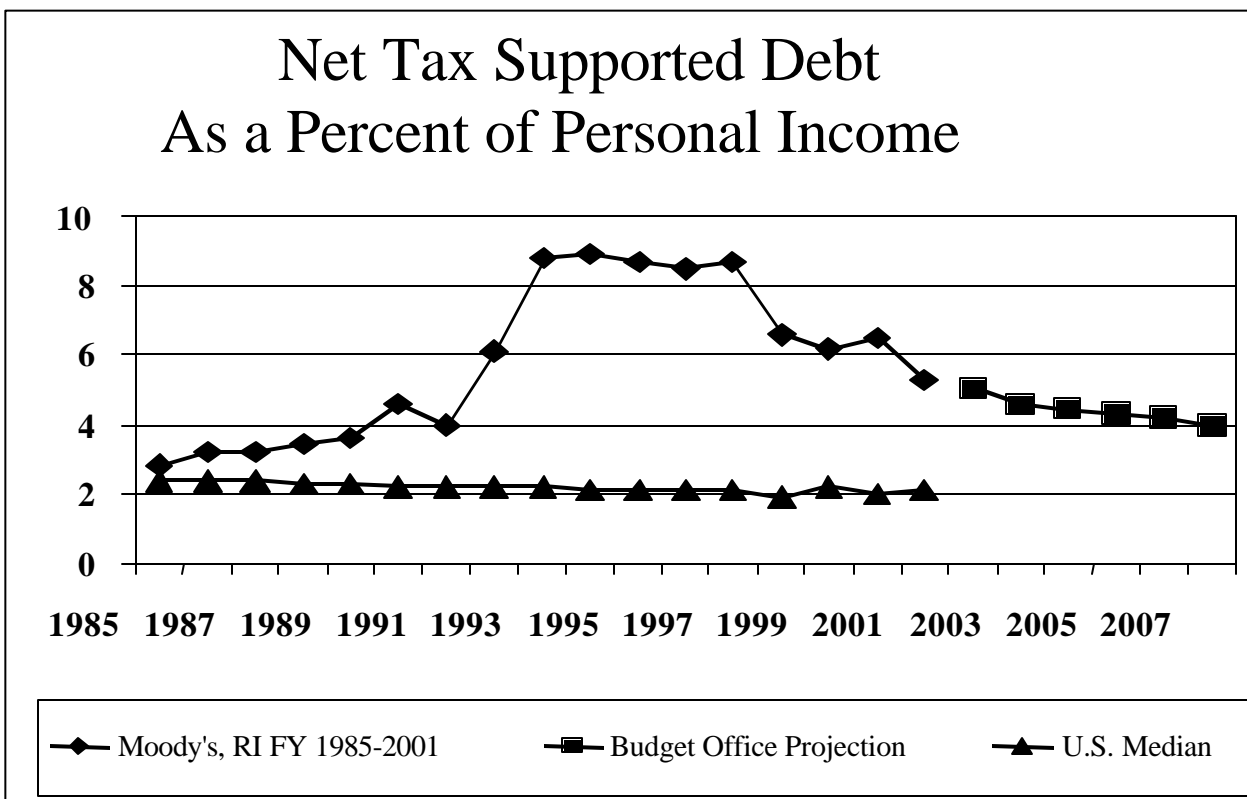
In evaluation of the state's credit, the rating agencies review the state's ability to repay the debt and all factors that could affect the issuer's ability, (i.e., economy, budgetary issues, management team, debt structure etc.).

One tool that can be used to measure a state's debt burden or conversely capacity to take on new debt is a "debt ratio." According to the 2001 "Moody's Medians," Rhode Island's net tax-supported debt as a percent of personal income of 5.3 percent in 2001 ranks seventh in the nation. (Due to slight variations in calculation methods, and timing, the state's number varies from Moody's.) The national median is 2.1 percent of net tax supported debt as a percent of personal income. From FY 2000 to FY 2001, the national median decreased from 2.2 percent to 2.1 percent, while Rhode Island's decreased from 6.5 percent to 5.3 percent. This resulted in movement from fifth place in Rhode Island's ranking released by Moody's in 2000 to seventh place in 2001. In 1996, Rhode Island

ranked third. In 1984, Rhode Island ranked twenty-fifth in the nation with a ratio of 2.4 percent.

The Governor's recommended capital budget will result in improvement in the state's ratio of debt as a percentage of personal income, which is expected to decline from 8.18 percent at the end of FY 1995 to 4.60 percent at the end of FY 2003, to 3.99 percent in FY 2007. The Rhode Island Public Finance Management Board recommended credit guideline indicates that this ratio should not exceed 6.0 percent. (See Public Finance Management Board Section of this document.)

Tax Supported Debt Burden



General Obligation Debt Authorization

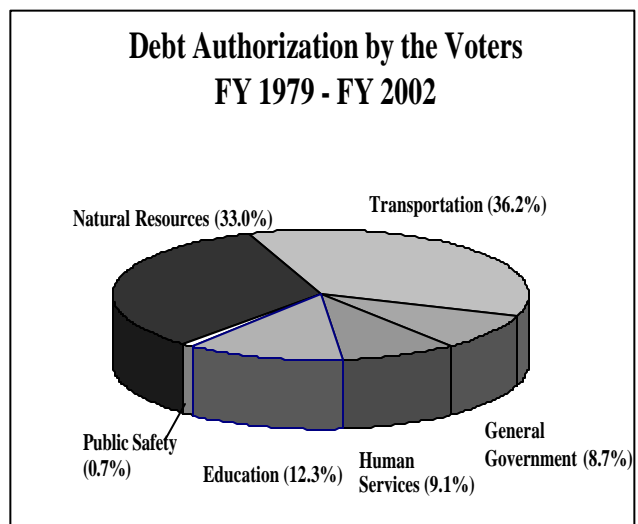
The State of Rhode Island currently has \$318.5 million of authorized but unissued general obligation debt. These authorizations have been approved by the voters at various referenda. Under the Constitution of Rhode Island, the General Assembly has no power to incur debts in excess of \$50,000 without consent of the people, except in the case of war, insurrection or invasion or to pledge the faith of the state to the payment of obligations of others without such consent. By judicial interpretation, the limitation stated above has been judged to include all debts of the state for which its full faith and credit are pledged, including general obligation bonds and notes, bonds and notes guaranteed by the state and debts or loans insured by agencies of the state such as the Industrial-Recreational Building Authority.

Since 1979, the voters have authorized \$1.746 billion of general obligation bonds. Of this authorization, 36.2 percent or \$632.6 million was for Transportation purposes; 33.0 percent or \$576.4 million was for Natural Resource purposes. Education reflected 12.3 percent of the total amount authorized. Of the total \$318.5 million of unissued debt, 45.5 percent or \$145.0 million remains unissued for natural resources purposes. Authorized but unissued debt for Education purposes is the next highest, representing \$68.0 million or 21.3 percent of the total remaining unissued debt.

Due to concern about the increasing level of authorized but unissued debt, the General Assembly enacted a sunset provision relating to general obligation bond authorizations. Chapter 438 of the Public Laws of 1988, which took effect on December 31, 1991, provides that any special act of the state that authorizes the issuance of general obligation bonds or notes of the state, which has a balance that remains unissued, and is seven (7) years or older is invalid as to that portion which remains unissued. Notwithstanding, the General Assembly may, by special act, extend any authorization for a period

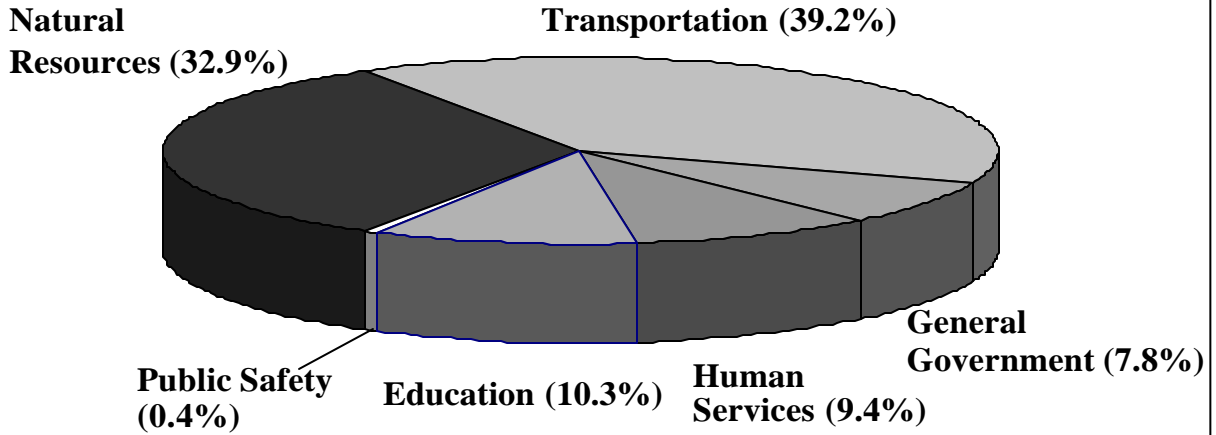
of one (1) to five (5) years upon a petition of the Department of Administration. Such extension may be granted more than one (1) time. Upon a certification of the General Treasurer to the Governor as to debt authorizations described above and no longer extended, the authorization shall not be deemed or counted toward the authorized but unissued debt of the state.

The graphs, which follow, exhibit a historical perspective of Rhode Island's debt by functional category. The graph below exhibits the amount of bond authorizations approved since 1979 for the various functions of state government. The top graph on the following page exhibits the amount of general obligation bonds issued (cash proceeds received) by functional category. Transportation and Natural Resource projects benefited by the highest percentage of bond proceeds, reflecting 39.2 percent of the total amount issued for Transportation and 32.9 percent for Natural Resources. Proceeds received for Transportation projects totaled \$565.3 million while Natural Resource projects received \$418.3 million. The graph on the bottom shows the amounts that remain authorized but unissued as of January 2002.

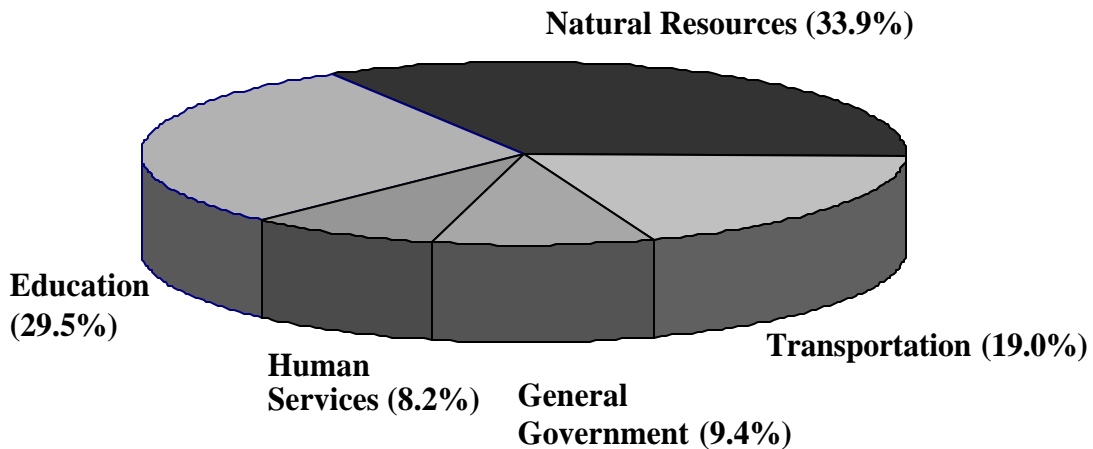


General Obligation Debt Authorization

Bonds Issued FY 1979 - FY 2002



Authorized but Unissued as of January, 2002



Debt Management Accomplishments

The Almond Administration has taken a proactive role in the prudent management of the State of Rhode Island's debt. The Administration has emphasized the need to restrict the extension of Rhode Island's credit to only those economic development projects that yield economic benefits. Examples of this performance-based credit policy are the Fidelity and Fleet transactions, which are expected to yield a significant number of new jobs, conservatively estimated to total at least 2,000. The Providence Place Mall transaction, which provides performance-based financial support for a tremendous economic development project is yet another example of the administration's proactive role. The state's obligation to make payments is contingent upon the achievement of specific new job creation targets or on the generation of sales tax revenues.

Credit Rating Upgrade by Two Major Credit Agencies

To address concerns about Rhode Island's debt levels, the Administration has worked closely with the Office of the General Treasurer to pursue actions that may improve the state's debt position. In September 1999, this diligence was rewarded when Moody's Investors' Service and Fitch IBCA each upgraded the State of Rhode Island's credit ratings.

*Moody's from A1 to Aa3
Fitch from AA- to AA
Standard & Poor's maintained AA-*

The discussion below describes some of the Administration's recent actions that contributed to the upgrade in Rhode Island's bond ratings.

The state traditionally provides financing for its capital program by issuing general obligation bonds in the spring or early summer. This timing allows financing for projects contained in the annual Capital Budget to be available at the beginning of the fiscal year. The state, represented by a team consisting of the state's financial advisor, the Office of the General

Treasurer, the Budget Office, and the state's underwriters, also continually monitors the market for refunding opportunities, which would allow Rhode Island to refinance outstanding debt at lower interest rates. The Administration has adopted a standard practice, which calls for 3.0 percent present value savings to determine if an economic refunding makes sense. Since the number of times tax-exempt debt can be refunded is limited by the Tax Reform Act of 1986, Rhode Island should refund bonds prudently.

The Administration and the Office of the General Treasurer continue to monitor the interest rate environment and are considering execution of a refunding of certain general obligation bonds due to the recent decline interest rates. The savings from this refunding are not incorporated in the FY2003 budget. Similarly, Rhode Island benefited from low interest rates from the summer of 1997 to the fall of 1998, and later in February 2001, when it seized the opportunity to refund and restructure some of its debt. The state received competitive bids on its current funding ("new money") bond issue on June 12, 1997, priced a general obligation refunding on June 19, 1997, refinanced the Economic Development Corporation's debt on the Shepard's building on August 7, 1997, restructured the bonds issued by the former Public Buildings Authority in April 1998, refinanced general obligation bonds in September 1998, refinanced general obligation bonds in February 2001 and converted certain variable rate debt to fixed rate. Each of these transactions is discussed below, as well as other transactions related to the state's net tax supported debt. Net tax supported debt includes all debts supported by state appropriations.

Blended Yield General Obligation Refunding

In June and July of 1998, Rhode Island issued \$75.775 million of general obligation bonds and

Debt Management Accomplishments

\$35.990 million of general obligation refunding bonds. This new money issue provided funds for the capital projects funded in FY 1999, and was issued at a true interest cost of 5.18 percent. By combining the new money and the refunding issues into a single common plan of finance, which is allowable under IRS regulations, the state was able to increase the savings achieved by the refunding. The refunding bonds were issued at a true interest cost of 4.81 percent, while the bonds refunded bore an average rate of 6.2 percent. This resulted in cash flow savings of \$2.5 million, or \$1.0 million in present value terms.

Refunding and Conversion of Variable rate Debt

In September 1998, Rhode Island issued \$82.7 million of refunding bonds, which yielded \$3.1 million of cash flow savings and \$2.4 million of present value savings.

In February 2001, Rhode Island issued \$55.9 million of refunding bonds at a rate of 4.57 percent, which yielded \$2.4 million of cash flow savings. The present value savings over prior issues, which had sold at rates from 5.0 to 5.75 percent, was 3.18 percent of the amount refunded. At that time, it also converted two series of variable rate debt sold in 1998 and 1999 and outstanding in the amount of \$63,005,000 to fixed rate debt achieving a fixed rate of 4.5 percent.

Refunding of EDC Shepard's Building Lease Financing

In August 1997, Rhode Island refunded debt originally issued by the Economic Development Corporation in 1994 to finance the acquisition of and renovations to the Shepard's Building to provide office space and educational facilities. The debt was originally issued in the amount of \$34.070 million over thirty years. The state refunded this debt through the issuance of certificates of participation, achieving savings due to lower interest rates and shortening the

amortization schedule to twenty years. The payments for the issue were structured to offset the cash flow savings generated by the general obligation refunding in years two through five, then graduated payments increasing less than 1 percent per year, thereafter. Since the amortization was shortened, the savings are achieved in the final eight years of the original thirty-year lease revenue bond. The structure of this \$34.805 million refinancing will result in \$10.6 million of cash savings. This translates into present value savings of \$1.6 million.

As can be seen above, the state was able to achieve significant debt service savings by refunding and restructuring its obligations through an integrated plan affecting both general obligation debt and appropriation backed debt.

Quasi Public Agency and Authority Obligations

Although created as independent authorities, certain financial obligations of quasi-public agencies and authorities are ultimately the obligations of the State of Rhode Island. This is often through leases or moral commitments that are subject to annual appropriation. Therefore, the prudent and sound administration of the state's debt and its financial obligations is dependent upon close scrutiny of these quasi-public agencies. During FY 1997, the Almond administration took a proactive role in decisions made by these agencies that resulted in a positive impact on the state budget and ultimately the taxpayers.

The actions discussed below exemplify the importance of an influential role of the executive branch on the actions of quasi-public agencies.

Convention Center Authority

In the FY 1998 Budget, Governor Almond proposed that the lease payment to the Convention Center Authority could be reduced by \$9.2 million if the Legislature approved

Debt Management Accomplishments

proposed statutory changes. The Administration proposed a change that would allow the authority to restructure its operating and debt service reserve funds by replacing cash and a letter of credit with a surety policy. The Legislature approved this statutory change in the FY 1998 enacted budget, and the authority executed a transaction in the spring of 1998. The transaction actually yielded \$3.2 million more than anticipated.

In November 2001, the Convention Center Authority refinanced the 1993 Series A bonds outstanding in the amount of \$91,885,000 by issuing a synthetic fixed rate obligation. The Authority issued variable rate debt and simultaneously entered into a swap which essentially yield a fixed rate for the Authority. The coupon rate on the swap is 3.924%; the “all-in” rate, which takes into account all ongoing costs, is 4.25%. The coupon on the old debt was 5.71%. The total present value savings are \$8.4 million, over 8% of the bonds refunded.

Rhode Island Public Buildings/ Rhode Island Refunding Bond Authority

In the 1997 legislative session, the Almond administration worked with the Legislature to transfer all the responsibilities and financial obligations of the Rhode Island Public Buildings Authority to the Rhode Island Refunding Bond Authority. In doing so, over time the state will save a good portion of the annual appropriation that was made to the inactive Public Buildings Authority, and will benefit by the streamlining of its debt issuing authorities.

In January 1998, the newly consolidated Rhode Island Refunding Bond Authority began investigating the feasibility of refunding certain obligations of the former Public Buildings Authority in order to improve both the state’s outstanding debt position and achieve debt service savings over the life of the bonds. The Capital Budget presentation reflects a transaction executed in April 1998 that resulted

in savings of \$1.5 million and shortened the life of the bonds from 2011 to 2010.

Rhode Island Turnpike and Bridge Authority Defeasance

In August 1997, the RI Turnpike and Bridge Authority issued \$42,985,000 of refunding revenue bonds that defeased four series of bonds outstanding in the amount of \$41,355,000, of which \$31.0 million was guaranteed by the state:

1965 Series A	\$6,480,000
1965 Series B	\$3,875,000
Series 1965 (Guaranteed)	\$17,500,000
Series 1967 (Guaranteed)	\$13,500,000
Total	\$41,355,000

By issuing new bonds under a new modernized Revenue Bond Resolution, the Turnpike and Bridge Authority escrowed sufficient funds to satisfy the refunded bonds thereby releasing the state from its guarantee of \$31.0 million of debt. This transaction resulted in a slight present value loss of \$377,592, or .9 percent, but the future benefits include:

- 1) Increased flexibility for the authority with respect to more modern financing techniques;
- 2) Increased flexibility for the authority to finance integral transportation support systems providing access to the bridges; the transaction freed up \$10.0 million in FY 1998, which the authority will use to finance improvements to related transportation infrastructure (feeder roads);
- 3) Increased flexibility for the authority with respect to revenue generation from tolls;
- 4) Releasing the state from its guarantee to pay principal and interest on the bonds in the event toll revenues were insufficient. (While there is some intrinsic value to the state due to the Rhode Island Turnpike and Bridge Authority bonds no longer being guaranteed, the rating agencies had not considered this debt as “tax supported debt”

Debt Management Accomplishments

since the authority had proven its ability to service the debt.)

DEPCO Defeasance

Since 1998, the Depositors Economic Protection Corporation (DEPCO) has retained all of the excess dedicated sales tax and received funds from settlements and legal proceedings, which it has used to prepay a significant amount of debt. In September 1997, DEPCO announced that the corporation would receive \$103.0 million from a legal settlement with Ernst & Young, which, after expenses, would result in \$89 million of net proceeds to be used for debt reduction. This settlement, combined with cash on hand at the time, resulted in the defeasance of \$107.8 million of outstanding bonds in December 1997. This resulted in interest cost savings of approximately \$109.0 million over the life of the debt. Additional prepayments have occurred with relative savings. The defeasance, made possible from settlement funds and excess sales taxes allowed DEPCO to repay all bonds in FY 2001 (8/1/2000), twenty two years sooner than the original pay down schedule.

General Obligation Bond Defeasance

In June 2000, the State of Rhode Island defeased \$4,415,000 of the 1992 refunding general obligation bonds which were to mature in 2007. The defeasance was funded by proceeds in the Sinking Fund and savings will total \$1.9 million, or \$275,938 per year. However, only \$83,462 of these savings were general revenue savings and \$192,476 were gas tax savings.

General Obligation Variable Rate Debt Program

During the 1997 Legislative session, the General Assembly enacted legislation, proposed by the General Treasurer, which would allow Rhode Island to issue general obligation bonds in a variable rate mode. In July 1998, the Budget Office participated in interviews and the selection of an underwriter for the state's first

issuance of variable rate debt. The ultimate statewide variable rate exposure depends upon the development of a debt policy focused on asset/liability matching, as well as the savings potentially generated by low interest rates, and an internal policy to limit variable rate exposure to no more than ten percent of total debt. To date, \$36.5 million of variable rate debt was issued in June 1998, \$32.390 in September 1999, and \$31.365 million in July 2000. The Administration and the Office of the General Treasurer monitor the interest rate environment and transitioned the 1998 and 1999 series of the variable rate debt into a fixed rate mode in February 2001 due to lower long term fixed rates. This will provide future capacity for the variable rate debt as conditions change. An average interest rate of 3.5 percent is assumed in the budget for variable rate debt.

Debt Management Accomplishments

Transportation Debt Service

In conjunction with the issuance of variable rate debt for the Department of Transportation, the Administration will structure the repayment of this debt such that the spikes in the Department's projected debt service will be leveled off. The recommended structure, including the cost savings variable rate mode and the carefully developed amortization schedule, will serve to provide a greater sense of stability to the Department of Transportation's budget.

State Lease Program

After review of existing practices and processing requirements with respect to vendor leasing, in September 1999 Rhode Island issued a request for proposals to secure a leasing relationship with a financial institution. The purpose of this engagement is to ensure that the State is obtaining the lowest cost of financing on lease purchases and to streamline the process. Financing will be provided at twenty basis points above a prevailing market scale.

Debt Reduction

The Governor's recommended FY 2003 Capital and Operating Budgets reflect an enhanced plan of debt reduction using approximately \$272.2 million of resources from the proceeds of Tobacco Securitization Bonds to defease \$278.1 million of general obligation debt. This proposed refunding of outstanding general obligation debt using the proceeds of bonds, which would not be considered state debt, will result in significant reduction in Rhode Island's net tax supported debt position. The use of these accelerated Tobacco Settlement resources will accelerate the trend of reducing net tax supported debt beyond that which had been displayed in previous Capital Budgets. It also would result in \$43.9 million of debt service savings in FY2003, and additional savings over the next ten years, providing significant budget relief.

Budgetary Savings from Defeasance

FY2003*	\$43.9
FY2004	\$39.4
FY2005	\$38.7
FY2006	\$37.8
FY2007	\$33.1
FY2008	\$40.6
FY2009	\$34.8
FY2010	\$29.1
FY2011	\$20.1
FY2012	\$7.0

*Full savings achieved if bond sold prior to July 15, 2002.

The maturities of the bonds to be refunded have been selected based upon two common characteristics. These candidates have never been refunded and are not callable. Therefore the state is not giving up any future opportunities to refund them through a more traditional general obligation refunding. This was an important consideration when evaluating the most appropriate use of the proceeds from a Tobacco Securitization. This will also help the state achieve its goal of maximizing the amount that could be secured from a Tobacco Securitization by identifying appropriate tax-exempt uses. The individual maturities that are recommended for refunding are shown in Appendix D. Although

reflected as general revenue savings in the FY 2003 budget, a portion of the actual savings would be from gas tax funds also. After execution of the defeasance, the actual allocation will be known and adjustments to the distribution of the gas tax cents will be recommended.

The reduction in state debt of \$244.0 million by the end of FY 2003 results in significant improvement in our debt position compared to that which would result without use of proceeds from Tobacco Securitization for defeasance. As shown below, Rhode Island's net tax supported debt position is projected to be \$1.795 billion at the end of FY 2003 without this acceleration. With this recommendation, it is reduced to \$1.551 billion. This is an important factor in credit review, and it is expected that this recommendation would improve the state's debt ratios through FY 2012. In 2001, according to Moody's medians Rhode Island ranked seventh in the country in terms of debt as a percent of personal income, reflecting an improvement of two positions compared to FY 2000. This recommendation would assist in continuing this trend. The eighth ranked state had a ratio of 4.6 percent in 2001, so it is possible that this could also improve our ranking nationally.

Projected Net Tax Supported Debt

	Before Defeasance	After Defeasance
FY2003	\$1.795	\$1.551
FY2004	\$1.781	\$1.568
FY2005	\$1.761	\$1.579
FY2006	\$1.761	\$1.610
FY2007	\$1.703	\$1.580

This will more than compensate for the deviation from the state's goal to utilize Sinking Fund resources to defease debt. To address the needs of state government operations and key investments to maintain Rhode Island's competitiveness, the Governor is recommending that the resources dedicated to the Sinking Fund to debt reduction be adjusted to reflect

Debt Reduction

competing priorities. The Governor recommends that accelerated Tobacco Master Settlement proceeds be utilized instead.

Projected Debt As A Percent of Personal Income

	Before	After
FY2003	5.32%	4.60%
FY2004	5.06%	4.45%
FY2005	4.80%	4.31%
FY2006	4.62%	4.22%
FY2007	4.30%	3.99%

Sinking Fund Proceeds Used to Defease State Debt

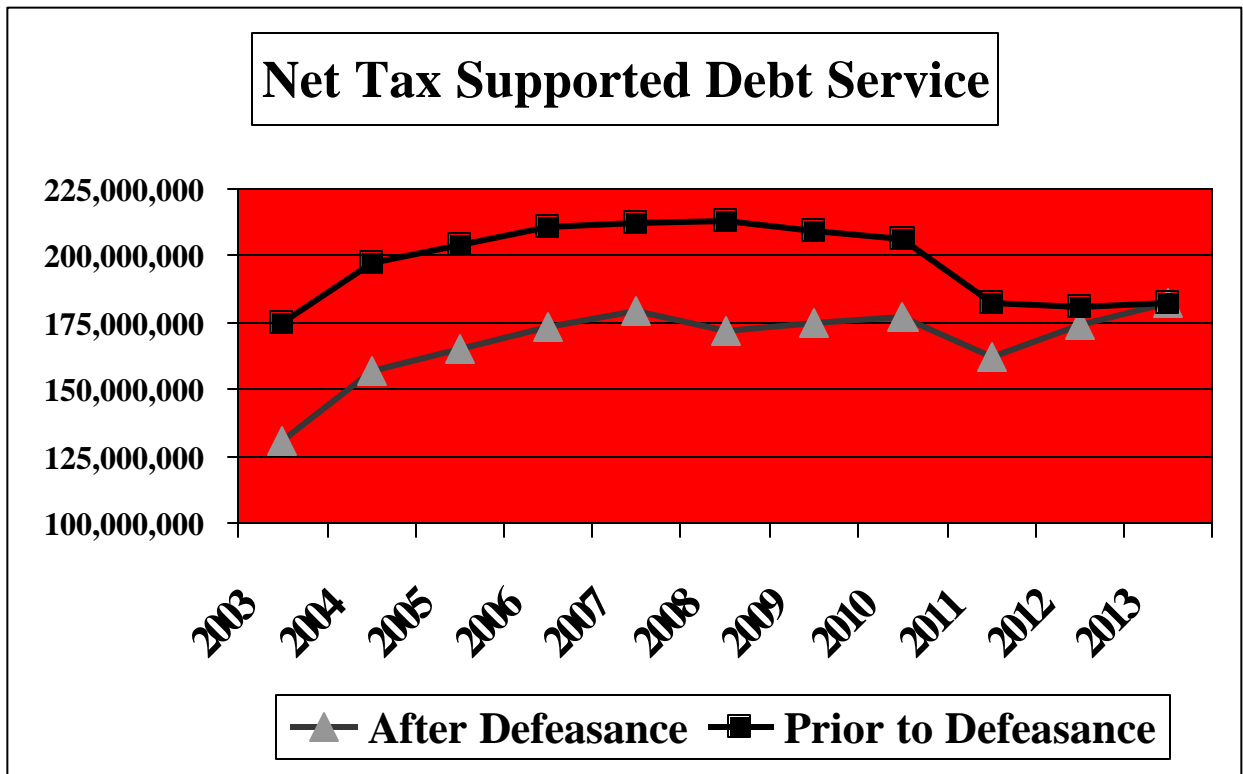
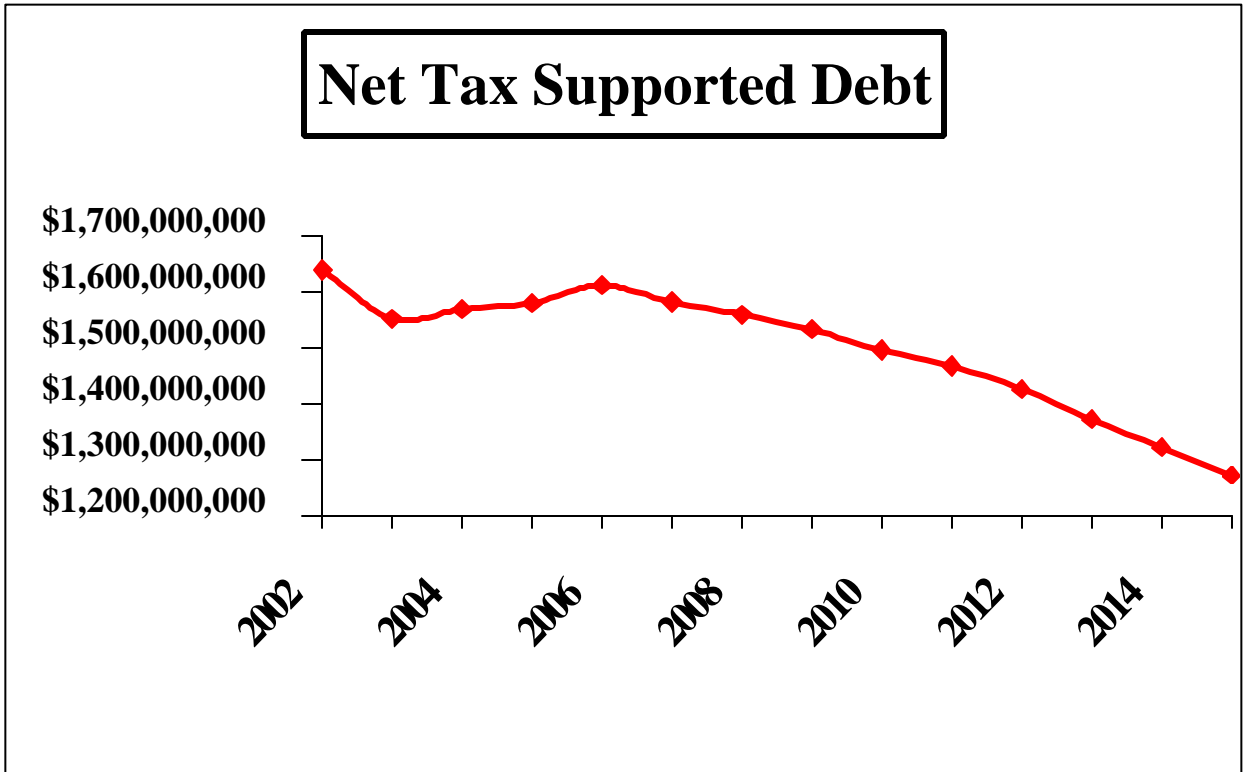
During the 1998 legislative session, the Sinking Fund Commission was reconstituted and given the responsibility of overseeing a program of debt reduction that would be the result of the increased allocation of current revenues to defease or prepay debt. In FY 1999 and FY 2000, \$4.0 million and \$.86 million, respectively, of general revenue appropriations were enacted by the General Assembly for such purpose. Additionally, in FY 2000, \$7.9 million of bond interest earnings, fund earnings and other transfers were deposited in the fund. In FY 2000 the Sinking Fund authorized \$5.8 million in expenditures to cover a portion of the Alpha Beta debt. Sinking funds were used, along with reserve funds and proceeds from the sale of the building, to satisfy the debt. Receivership assets reimbursed a portion of this expenditure, resulting in a net payment of \$5.6 million. In June 2000, the State of Rhode Island defeased \$4,415,000 of the 1992 refunding general obligation bonds which were to mature in 2007. The cost of the defeasance was \$4.5 million. The defeasance was funded by proceeds in the Sinking Fund and savings will total \$1.9 million, or \$275,938 per year until 2007. Of the total annual savings, \$83,462 of these savings were general revenue savings and \$192,476 were gas tax savings.

The level of funding for this debt reduction program is delineated in statute and the Governor's budget proposes to amend these requirements:

In fiscal year 2000, and each subsequent fiscal year, there shall be appropriated a sum at least equal to the total of the following: the sinking fund commission's estimate of the savings generated for that fiscal year from the commission's prior year refinancing of debt; the sinking fund commission's estimate of the total debt service payments, principal and interest, of the debt retired by the commission in prior fiscal year; the sinking fund commission's estimate of the total debt service payments principal and interest, of the general obligation debt not issued in accordance with 35-8-6.2 in the prior fiscal year; and the total interest generated by the proceeds of general obligation bonds, net of arbitrage rebate for that year, as estimated by the revenue estimating conference. Payments into the sinking fund shall also include those received pursuant to section 42-116-25 which shall not be subject to appropriation. (R.I.G.L. 35-8-11)

The modifications recommended by the Governor increase General Fund resources and reduce Sinking Fund resources by (1) bond earnings of \$6.4 million in FY 2003, (2) the balance of interest earnings in the Sinking Fund from FY 2001 of \$.5 million, (3) savings from previous refundings, and savings from previous defeasance, (4) proceeds from the annual lease of the former DEPCO property on Jefferson Blvd. in Warwick, which is occupied by the Public Utilities Commission, (\$0.2 million) and (5) proceeds from DEPCO in excess of \$42.2 million defined in statute (change from the Revenue Estimating Conference estimate of \$500,000 in FY 2002 and \$4.0 million in FY 2003).

Debt Reduction



Public Finance Management Board Debt Study

As required by law, the Public Finance Management Board released its annual report on Rhode Island debt in December 1998. This comprehensive report was prepared by the staff of the General Treasurer's Office. The study provided a historical perspective of the State of Rhode Island's tax supported and other debt, and recommended certain credit guidelines to monitor state debt. The board adopted several guidelines, which were later amended in March 2000 to the following:

Credit Guideline 1:

Tax Supported Debt should not exceed 5.0 to 6.0 percent of personal income, and annual debt service for Tax Supported Debt should not exceed 7.5 percent of state general revenues.

Explanation: Tax Supported Debt is a state's core debt. General revenues and taxes secure this debt. The credit rating of the largest component of Tax Supported Debt, general obligation bonds, is the benchmark for the credit rating for several other state debt issuers. The recommended limits on the total amount and the burden on the state's budget are based on a combination of factors including historical trends in Rhode Island and ratios of peer states.

Credit Guideline 2:

The Board should monitor the total amount of Tax Supported Debt, State Supported Revenue Debt, and Agency Revenue Debt in relation to Rhode Island's personal income levels.

Explanation: These three types of debt are directly payable from or represent a contingent obligation/relationship on the state's financial resources. Overall levels should be monitored so that trends in the total amount and the relative levels of each are understood.

Credit Guideline 3:

If a Guideline is exceeded due to economic or financial circumstances or if the Governor and the Legislature determine that extraordinary infrastructure needs exist, the Board should request that the Governor and the Legislature recommend a plan to return debt levels to the Guideline within 5 years.

Explanation: The Credit Guidelines may be exceeded temporarily under certain extraordinary conditions. If exceeded, the state should take steps to return debt levels to recommended levels within a manageable period of time.

The Capital Budget presents these guidelines when presenting the projected debt ratios resulting from the Governor's recommended Capital Budget. As can be seen in the section entitled "Tax Supported Debt Burden", the recommended Capital Budget projects a ratio of debt to personal income which is well within the recommended 5.0 to 6.0 percent guideline, decreasing from 6.83 percent in FY 1997 to 3.99 percent in FY 2007. The projected ratio of debt service to general revenues is also within the recommended guideline of 7.5 percent. The projected ratio decreases from 6.26 percent in FY 2002 to 5.77 percent in FY 2007. It should be noted that the debt service projections contained in this document are based upon the currently outstanding variable rate and fixed rate debt and only fixed rate issuance in FY 2003 and thereafter. The Administration will continue to take such actions that will reduce debt service obligations, such as refundings and the implementation of a prudent variable rate program, and will closely monitor the growth of debt service expenditures.

Department of Administration

Agency Responsibilities

Facilities Maintenance - The capital improvement program for the Department of Administration is primarily directed towards the repair and rehabilitation of those buildings under the direct jurisdiction of the department. These facilities include the State House, the William Powers Building (Department of Administration), the Cannon Building (Department of Health), the State Office Building (Department of Transportation), and various other structures. In total, nineteen buildings, plus the HVAC systems in seven court facilities, fall under the purview of the Department of Administration.

Handicapped Accessibility - The Department of Administration, through the State Building Code Commission, with the assistance of the Governor's Commission on Disabilities, is responsible for ensuring state compliance with the Americans with Disabilities Act (ADA). The commissions oversee the expenditure of capital funds for handicapped accessibility projects that have been determined to be necessary by the Rhode Island Coordinating Committee on the ADA. This committee was established, under the direction of the Commission on Disabilities, to evaluate current services, policies, and practices of state agencies with regard to the requirements of the Americans with Disabilities Act and other pertinent federal regulations. The Coordinating Committee developed the *Self Evaluation and Compliance Plan*, which identifies those areas where the State needs to make improvements and describes a plan of action, including descriptions of specific projects needed to bring about compliance. These projects primarily consist of repair and rehabilitation of existing state-owned structures to bring them into compliance with federal accessibility regulations.

Land Use Planning - The Comprehensive Planning and Land Use Act of 1988 requires all Rhode Island cities and towns to submit comprehensive land use plans to the State for their communities. This act also provided for a program of technical and financial assistance for municipalities to encourage and facilitate the adoption and implementation of comprehensive

planning throughout Rhode Island. The financial assistance portion of this program was financed with \$2.5 million in bond proceeds authorized by Chapter 552 of Public Law 1989. The Department of Administration is responsible for disbursing this funding to cities and towns in order to compensate them for their participation in the compilation of the Comprehensive State Land Use Plan.

Governor's Recommendations

Facilities Maintenance

State House Renovations - The Governor recommends a total of \$28.9 million through FY 2007 for renovations to and rehabilitation of the Rhode Island State House. Approximately \$11.3 million was expended on the ongoing segments of this project prior to FY 2002 and was financed with general obligation bond proceeds and the Rhode Island Capital Plan Fund. The Rhode Island Capital Plan Fund (RICAP) is the primary funding source for FY 2002 and beyond.

This major multi-year renovation project has been divided into various smaller, distinct projects, some of which are expected to be completed in the current fiscal year. These projects included State House Renovations - Phase I, which involved the installation of fire safety and security systems, and installation of handicapped accessible elevators. Projects that will continue into FY 2003 and beyond are described below.

State House Skylights and Roof Repairs - The State House Roof and Skylights project will replace the roof deck, roof flashing, roof drains, parapet walls, and skylights. Numerous leaks are already occurring causing damage to the interior of the structure. This project will make the State House roof watertight. The Governor recommends a total of \$3.4 million from the Rhode Island Capital Plan Fund for this project.

State House Terrace Walls and South Stairs - The State House Terrace and South Stairs project includes the dismantling and reconstruction of the exterior marble terrace walls and south stairs, using new marble where necessary. Restoration

Department of Administration

will include the installation of an impermeable membrane, repairs to drains, and replacement of broken pavers. Various studies conducted in recent years have highlighted the significant deterioration of these structures and have stated that, left unchecked, they are in imminent danger of collapse. This project commenced with a complete dismantling of the terrace walls in several locations to determine the full extent of the required repairs. This examination revealed greater damage than originally predicted and require greater structural repairs and the use of more new marble. As a result, the total cost of this project increased to \$9.2 million.

State House Renovations (Phase II) – The Governor recommends \$2.2 million through FY 2004 for Phase II of the State House Renovations project. The phase will include a complete upgrade to interior office lighting for safety purposes as well as to meet acceptable uniform lighting standards. Additionally, a building-wide generator will be installed to operate the entire State House during power outages. The current generators were originally sized for emergency management operations only, resulting in the loss of most lighting, office machines, heat, computers, telephones, and elevators during power outages. This project would also involve painting of exterior sash and doors and other restoration to preserve and prevent further deterioration.

State House Renovations (Phase III) – The Governor recommends \$8.7 million beginning in FY 2004 for Phase III of the State House Renovations project. The major undertakings of this phase will be the installation of a central heating, ventilation, and air conditioning system that is modern and efficient. The Division of Central Services is considering a geothermal or an ice storage air conditioning system. An ice storage system, if feasible, would be done in conjunction with another project requested as part of this phase, expansion of the employee and legislator parking lot. Parking lot improvements are necessary to provide additional space, as well as to provide a suitable, practical freight entrance at the east end of the building. The shell and roof of the boiler house, located east of the State House,

which is also deteriorating and in need of restoration or replacement, would also be repaired.

Other Repairs and Rehabilitation - The Governor also recommends funding for the repair and rehabilitation of various other state-owned buildings under the jurisdiction of the Department of Administration. Funding of approximately \$23.3 million will be made available over the program period for these projects. The following is a brief description of the planned projects:

Chapin Laboratory Building - This building houses the Health Laboratories and the Office of the State Medical Examiner. Components of this project will include the replacement of the building's two chillers and cooling tower, renovation and upgrade of the HVAC and air handling system, replacement of the roof, and various other internal renovations. Due to the uses of this building, proper air conditioning and ventilation systems are essential to prevent pathogens and odors from being spread throughout the building. Funding of \$2.4 million is recommended for this project.

Cannon Building (Department of Health) - This building, built in 1967, falls into the same category as the Chapin Laboratory with little routine maintenance and only emergency repairs performed for many years. Normal wear and tear, increased electrical demand with the advent of computers and other office equipment, and improvements in HVAC and controls technology call for overall renovations to this facility. The current capital plan includes \$1.2 million to rectify the electrical code violations and hazards, to upgrade and renovate the HVAC system and chillers, and to upgrade the elevators.

Cranston Street Armory - The Military Staff vacated this early 1900s era building during the fall of 1996 and transferred ownership to the Department of Administration. The state, in cooperation with the City of Providence, the Providence Preservation Society and the Elmwood Neighborhood Association, sought proposals for the future development of this property. Of the many proposals submitted, one is currently under serious consideration. The

Department of Administration

proposal calls for the State Archives and the URI Special Records Collection to be housed within the armory. An architectural consultant was hired to prepare a report and specifications for necessary renovations. The emphasis of that report is on the exterior of the building, security, and code compliance measures. Initial work has concentrated on the roof, exterior masonry, and windows. The Governor recommends approximately \$5.0 million from the Rhode Island Capital Plan fund for renovations to the facility. This will be matched by a \$700,000 grant from the federal Economic Development Administration.

Old Colony House (Newport) - This structure, which served as one of the first statehouses in Rhode Island and is home to a Gilbert Stuart painting of George Washington, requires significant repairs and renovations to preserve the historic nature of the building. Included in this project are various renovations to meet fire code requirements, upgrades to the electrical systems to safely support increasing electrical loads, air conditioning of the Council Chamber to help preserve the Gilbert Stuart painting, and interior/exterior painting. Funding of \$298,000 is recommended from the Rhode Island Capital Plan Fund for this project.

State Office Building – This building currently houses the Department of Transportation and is in need of extensive rehabilitation and repairs to include fire code renovations, window replacement, restroom renovation, exterior envelope repair, and installation of a new elevator to meet OSHA and ADA requirements. Funding earmarked for this project totals \$1.6 million from the Rhode Island Capital Plan Fund.

Court Buildings (HVAC Systems) – Although jurisdiction over the general maintenance and upkeep of various court facilities was transferred to the Judicial Department effective July 1, 1995, the Department of Administration retained responsibility for the operation and maintenance of the heating, ventilation and air conditioning systems. This is because most of the HVAC systems are operated via a central computer control system located at One Capitol Hill.

Funding of \$817,079 has been made available from the Rhode Island Capital Plan Fund for the upgrade and renovation of the HVAC systems at the Newport, Licht, Garrahy and McGrath Court Houses.

Veterans Memorial Auditorium – The Veterans Auditorium, although operated by the Veterans Auditorium Foundation, a private non-profit organization, is a state-owned facility and the responsibility of the Division of Central Services. The goal of this project is to create an Arts and Cultural Center as part of the comprehensive redevelopment of the area west of the State House. The project development would coincide with the private development of the Masonic Temple.

The scope of the project has increased dramatically from previous capital plans. The approved CIP included funding for handicapped access, required fire code renovations, renovations of the downstairs facility to accommodate small events, renovation of the antiquated HVAC systems, construction of a loading dock, and re-upholstering of auditorium seats. The project, as now recommended, includes funding for significant interior and exterior aesthetic improvements including the stage area, lobby, vestibule, and marquis. The Governor recommends \$7.0 million from the Rhode Island Capital Plan Fund for the project, for the period FY 2003 through FY 2007.

Veterans Auditorium Office Building - This facility, which is located directly behind the Veterans Memorial Auditorium, is in need of various general renovations including the installation of a new handicapped accessible elevator, replacement of deteriorated flooring, interior improvements, and replacement of the existing air conditioning system. This building currently houses the Veterans Auditorium Foundation, a unit of the Department of Environmental Management, the Rhode Island State Council on the Arts and the Veterans of Foreign Wars organization. Funding of \$3.1 million is recommended from the Rhode Island Capital Plan Fund as part of the capital improvement program.

Department of Administration

William Powers Building (Department of Administration) – Although this building is relatively new, it is anticipated that some HVAC upgrades and other interior repairs will be necessary by FY 2004. In order to avoid the fate that has fallen on many other state-owned facilities, the Division of Central Services is requesting funds to maintain this structure in good repair and comfortable working conditions for years to come.

The project, as proposed, includes HVAC renovations to upgrade the existing mechanical system and control system to the latest digital system to maintain comfort, air quality and energy efficiency. The other major project will be the replacement of carpets worn out from heavy traffic. The Governor recommends \$482,000 from the Rhode Island Capital Plan Fund for this project.

Washington County Government Center - This project will provide \$885,000 for HVAC renovations, flooring and carpeting replacement, installation of an emergency generator, roof replacement and various exterior renovations to this Wakefield facility.

Old State House – This project would begin with repair and reconstruction of the brownstone windows and sills. Further work would include replacement of the boiler and heating systems within the Old State House located on Benefit Street in Providence. These systems most likely date to the early 1900s, and are in a state of disrepair, inefficiency, and inadequacy. The project also includes the installation of a new interior sprinkler system, for fire protection. This facility currently houses the RI Historical Preservation and Heritage Commission. The Governor recommends \$425,000 from the Rhode Island Capital Plan Fund for this project.

Board of Elections Building – The Governor recommends funding of \$50,000 from the RI Capital Plan Fund split between FY 2002 and FY 2003 for HVAC and electrical work at the Board of Elections Building.

Handicapped Accessibility

The Governor recommends funding for Handicapped Accessibility to provide for the repair and rehabilitation of facilities to ensure full access to state services and meetings.

Handicapped accessibility projects have primarily been financed from bond proceeds. The voters have authorized two general obligation debt issues for handicapped accessibility projects since 1985. Funds from both of these issues, plus additional funding from the 1990 State Facilities Asset Protection bond issue and the Rhode Island Capital Plan Fund, will be used to complete these projects.

Handicapped Access (Repair and Rehabilitation of State Facilities) – The Governor recommends total disbursements of \$4.8 million of issued proceeds from the handicapped accessibility and state facilities bond authorizations. The capital program also proposes to earmark an additional \$2.5 million through FY 2007 from the Rhode Island Capital Plan Fund to continue the progress that has been achieved in complying with the Self Evaluation and Compliance Plan and the Americans with Disabilities Act.

Land Use Planning

Comprehensive Land Use Planning – The Governor recommends \$211,186 be made available in FY 2002 for the Land Use Planning project. This money is used to reimburse cities and towns for their participation in compiling the overall state Land Use Plan. Funds are provided from previously issued bond proceeds from the 1989 authorization. Cities and towns are reimbursed upon completion and submission of their Land Use Plan. As such, it is difficult to predict exactly when funds will be expended. In total, \$2.5 has been issued from the 1989 authorization for this project, comprised of \$320,000 for preparation and development of a natural resource and planning database, \$80,000 for administrative expenses and \$2,087,500 for reimbursement to cities and towns. (An additional \$12,500 was expended for bond issuance costs.)

Department of Administration

Other Projects

Underground Storage Tank Replacement and Environmental Compliance – In order to promote compliance by state agencies with state and federal environmental laws and regulations, the Department of Administration established a new Environmental Compliance Unit in FY 1999. Over FY 1999 and FY 2000, this unit primarily focused on the removal of approximately 125 underground fuel storage tanks and associated ground remediation. The Governor is recommending funding of \$6.0 million through FY 2007 for continuing environmental compliance activities. This funding will address environmental issues beyond the scope and requirements of the underground storage tank replacements, including funds to address the pre-existing environmental compliance issues at the airports. These funds are required pursuant to the lease between the state and the Airport Corporation.

Asset Inventory – The FY 2000 Appropriations Act revised RIGL 35-3-7.2 relating to the responsibilities of the Capital Development Planning and Oversight Commission. This Commission is now responsible for maintaining an up-to-date inventory of state-owned buildings and for establishing a priority listing of required repairs and capital improvements. The Governor is recommending \$300,000 from the Rhode Island Capital Plan Fund for use in carrying out this requirement. The Capital Commission will work with the State Controller and the Division of Central Services to develop this inventory with the goal of also meeting the requirements of the new Governmental Accounting Standards Board rule #34.

Fox Point Hurricane Barrier – The Fox Point Hurricane Barrier was built in the early 1960s to protect downtown Providence from flooding resulting from tide surges that often occur during hurricanes. The voters of Rhode Island approved a bond referendum in November 1960 authorizing \$1.7 million in debt to help finance the barrier's construction. Upkeep of the hurricane barrier, however, has largely fallen to the City of Providence.

The Army Corps of Engineers was requested to perform a review of the Fox Point Hurricane Barrier to determine its short-term and long-term capital needs. The Army Corps has estimated that short-term repairs and catch-up maintenance for the pumps and tainter gates will cost approximately \$1.7 million. In addition, the Army Corps recommended an annual maintenance budget, exclusive of personnel and utilities, of \$100,000 for structure and equipment.

The Governor provided \$100,000 from the Governor's Contingency Fund in FY 1999 and \$500,000 was included in the FY 2000 enacted budget to assist the city in carrying out immediate repairs and maintenance projects. In addition, the Governor continues to recommend that the state provide one-half of the \$100,000 annual maintenance budget requirements annually.

Fuel Depots – The Division of Central Services and the State Energy Office propose to construct several new Compressed Natural Gas fuel depots at various sites in Rhode Island. The project is a multi-purposed plan for an Alternative Fueled Vehicles (AFV) Program. The total cost of the project is \$6.1 million, which is primarily financed with federal Congestion Mitigation and Air Quality (CMAQ) funds.

The project as proposed would satisfy mandates of the Federal Energy Policy Act. This federal legislation requires states to purchase fifty percent of model year 2000 vehicles and seventy-five percent of model year 2001 and after vehicles as AFVs. Under the federal guidelines, law enforcement and emergency vehicles are exempt. Rhode Island has chosen Compressed Natural Gas (CNG) as the alternative fuel of choice to meet this requirement. With the increased use of these alternative fuel vehicles, fueling stations providing this type of fuel will be required throughout Rhode Island.

Affordable Housing Initiative – The Governor recommends \$25.0 million from debt to be issued by the Rhode Island Housing and Mortgage Finance Corporation for an affordable housing program. This program, to be operated by the

Department of Administration

Housing Resources Commission, will provide grants or low interest loans for the rehabilitation of dilapidated housing units or for new construction, along with operating subsidies to reduce rents for a minimum of ten years. Units would be available to those working at or near the minimum wage. The debt service on the proposed debt issuance would be the responsibility of the state.

Traveler's Aid Relocation – The Governor recommends \$2.5 million from debt to be issued by the Rhode Island Housing and Mortgage Finance Corporation to finance a portion of the relocation costs for the Traveler's Aid organization in downtown Providence. The debt service on the proposed debt issuance would be the responsibility of the state.

Garrahy Courthouse Complex Parking Facility – The Administration is planning to construct a parking garage on state-owned land behind the Garrahy Courthouse. This new structure would primarily serve the employees of the various state agencies in that area of Providence, including the Courts, the Department of Children, Youth and Families, the Department of Elderly Affairs and the Shepard Building. The parking facility would also be available for use by the general public both during the day and in the evenings. It is anticipated that the revenues generated from the project and the savings achieved from the movement of state employees from rented spaces to a state garage will help finance the debt service and operating costs. This project is also anticipated to help address future needs when currently available state property is affected by the I-195 relocation project. The projected cost of this project is estimated at \$13.0 million and will be financed with Certificates of Participation.

Heritage Harbor Museum – The Governor proposes a \$5.0 million bond referendum for the November 2002 ballot. These funds would provide state support for the construction of this facility in Providence. The Heritage Harbor Museum will be part of the Smithsonian Institution Affiliations Program, which will enable the Museum to feature Smithsonian artifacts.

Legislature

Agency Responsibilities

The Rhode Island Legislature, the General Assembly, consists of two chambers. The Senate is currently composed of 50 members, with the Lieutenant Governor serving as president of the Senate. The House of Representatives is currently composed of 100 members. A constitutional amendment enacted in 1996 will result in a reduction in the size of both houses to 33 and 75, respectively, effective with the 2002 election. The General Assembly meets annually and is responsible for enactment of laws, the formation of state policy, and the evaluation of programs through the appropriation process. The Joint Committee on Legislative Affairs, Legislative Council, the Fiscal Advisory Staff, the Office of Auditor General, and Special Legislative Commissions assist the General Assembly in executing its constitutional role. The Legislature convenes in the State House, and its staff is housed in offices in the State House. Since the Department of Administration has maintained responsibility for the State House and its capital needs, the Legislature has not previously had a formal capital improvement plan.

Governor's Recommendations

Legislative Office Building – In FY 2001, the General Assembly enacted funding of \$15.0 million over a four-year period to develop a Legislative Office Building. This plan consisted of \$4.0 million of general revenues in FY 2001 through the use of prior year reappropriated funds for the first phases of the project and \$11.0 million from the Rhode Island Capital Plan Fund for the remaining phases. The FY 2003 – 2007 revises this plan by financing the entire project with RICAP funds. The \$4.0 million in general revenues is shifted to FY 2004 and reclassified as RICAP funds.

Rhode Island Economic Development Corporation

Agency Responsibilities

The mission of the Economic Development Corporation is to encourage and promote the sound development of business, commerce, and tourism in the State of Rhode Island. The Corporation coordinates the economic development activities of several agencies under its purview.

With the passage of the Economic Development Assistance Act, Chapter 157 of the Public Laws of 1979, voters authorized the state to issue \$25,000,000 in long term debt to provide funds for the acquisition, improvement, and development of sites suitable for the location of industrial and business firms. Proceeds of these bonds, when issued, were transferred to the Rhode Island Economic Development Corporation for this purpose.

Projects embarked upon since this referendum was approved by the voters include (1) the purchase of 111 acres of land at Quonset Point from the U.S. Government for approximately \$4.0 million, (2) the additional acquisition of 850 acres at the same site for \$8.8 million which, after an additional \$2.2 million of expenditures for demolition and construction, created the Quonset Point/Davisville Industrial Park, and (3) improvements to the sewer plant, which supports the entire Quonset Point/Davisville Industrial Park complex, at a cost of approximately \$9.0 million. These activities have been supported by bond sales of \$15.0 million in 1981; \$2.5 million in 1988; \$2.5 million in 1989; \$4.0 million in 1991; \$550,000 in 1995; and \$445,000 in 2001.

In November 1996, the voters approved a new bond referendum that authorizes the state to issue general obligation bonds for the further development of the Quonset Point/Davisville Industrial Park. Included in this referendum were two separate provisions. The first authorizes the issuance of up to \$50.0 million to provide for the construction of a third railroad track on the Northeast Corridor for freight and passenger service and freight rail improvements. The second

provision authorizes the issuance of up to \$22.0 million to provide funds for road and utility infrastructure, building demolition, site preparation and port infrastructure projects at the Industrial Park.

Governor's Recommendations

Freight Rail Improvement Project (Third Track) - The Governor recommends total funding of \$148.0 million for the preservation and improvement of freight rail service along the Northeast Corridor in Rhode Island. The Northeast Corridor is a 457-mile long rail line linking the cities of Boston and Washington, D.C. The Rhode Island segment is part of Amtrak's Shore Line Route which extends from Union Station in New Haven, CT. to South Station in Boston, MA. The Freight Rail Improvement Project will focus on the 22-mile segment of the Amtrak line originating in Central Falls and terminating at the Quonset Point/Davisville Industrial Park in North Kingstown. The project will be funded with a total of \$55.0 million in federal railroad administration funding, \$50.0 million of general obligation debt authorized by the voters in November 1996, \$40.0 million in federal highway funds (bracketed on Schedule 4 because these funds are budgeted within the Department of Transportation), and \$3.0 million in general revenue funds appropriated in FY 1997.

This project involves the rehabilitation of existing freight rail track, construction of new track, undercutting/lowering of the track bed, construction of bridges to carry tracks over roadways, utility relocation, and the raising of highway/road bridges. The track modernization will play a vital role in attracting new commercial and industrial development both along the Northeast Corridor and to the Quonset Point/Davisville Industrial Park. In addition, this project will improve the operational efficiency and flexibility of freight rail service to existing industry and areas designated for future economic development, reduce traffic congestion and air

Rhode Island Economic Development Corporation

quality concerns, and limit the number of heavy vehicles on the State's roadways.

Quonset Point/Davisville Industrial Park Improvements - The Governor recommends the expenditure of \$37.4 million through FY 2007 for various improvements at the Quonset Point/Davisville Industrial Park in North Kingstown. Some of the major components of this project include: the demolition of 81 unusable buildings, removal of hazardous materials, and site preparation; improvements to the Davisville Pier I; and the installation of 500 linear feet of new bulkhead between Piers I and II. These projects will be funded with the issuance of general obligation bonds as authorized by the voters in the November 1996 election and the balance of funding from the 1979 authorization. In addition, the Governor recommends two new bond referenda for a total of \$22.0 million. Separate referendums of \$11.0 each are proposed for the November 2002 and November 2004 ballots to continue the development of this valuable economic resource. The Governor recommends issuance of the balance \$2.0 million in FY 2003 for this project from the 1996 general obligation bond authorization.

Ladd Center - Management of the Ladd Center property in Exeter, Rhode Island was transferred to the Economic Development Corporation in early 1998. The Corporation has developed a multi-phase plan to maintain and ultimately develop this property. Included in this plan are various improvements to the infrastructure of the park, including roads and utilities, as well as the demolition of various unusable buildings.

The Corporation has been working closely with the federal Department of Labor, which plans on constructing a Job Corps facility at the Ladd Center. This facility will form the core of the new Center and use a number of existing buildings as part of its development.

Infrastructure - The Governor recommends \$1.6 million for infrastructure improvements at the

Ladd Center. Specific work to be performed with this funding includes the upgrading of utility systems including electrical, natural gas, water, storm drainage, telephone and fiber optic services. These funds will also be used to construct new roads as necessary. Funding of \$933,333 from the Rhode Island Capital Plan Fund will be match with \$666,667 in federal funds from the Economic Development Administration.

Building Demolition - The Governor recommends \$3.2 million for demolition of unusable buildings, removal of hazardous materials, and site preparation. The major hindrance to the reuse of the former Ladd School facility is the presence of numerous deteriorated buildings that currently occupy the property. The demolition of these buildings will enable the assemblage of marketable parcels of land available for development. Funding of \$1.9 from the Rhode Island Capital Plan Fund will be matched with \$1.3 in federal funds from the Economic Development Administration.

Department of Children, Youth and Families

Agency Responsibilities

The Department of Children, Youth and Families provides services to children and youth, both directly and in partnership with private sector agencies. A number of state and privately owned facilities are used to provide these services. The department is responsible for facilities at Friendship Street in Providence, the Rhode Island Training School for Youth at the Pastore Center, the Groden School on Cowesett and Mt. Hope Avenues, three of the five properties occupied by the Spurwink School, and the building occupied by the North American Family Institute.

The department's capital improvement plan has primarily focused on the construction and repair needs of the Rhode Island Training School for Youth. Projects at the Training School, many of which were mandated by court order, have included the renovation of the Youth Correctional Center, the construction of a new school building, and the installation of an air conditioning system and additional fencing.

Governor's Recommendations

Rhode Island Training School

New Facility – The Governor recommends the issuance of \$57.8 million in certificates of participation in FY 2003 for the construction of a new 214-bed training school at the Pastore Center. This funding will be expended from FY 2003 to FY 2006. Other funding available for the project includes \$300,000 of anticipated interest earnings on the Certificates of Participation funds and \$1.9 million from a letter of credit held by the Rhode Island Economic Development Corporation from the sale of property to a private developer in Cranston. The project is designed to replace the existing training school, address overcrowding issues, and to comply with a Federal Court consent decree. The new facility will house detained and adjudicated male and female residents and provide equitable opportunities for residents to participate in programming. Architectural and

engineering services are scheduled to begin in FY 2002, financed with the funds available through the letter of credit. The project is due for completion in FY 2006.

Bathroom Renovations – The Governor recommends \$100,000 from the Rhode Island Capital Plan Fund for this project in FY 2002. The shower and bathroom areas in Building #7 will be renovated to address poor conditions.

Private Providers

Providence County Mental Health – The Governor recommends \$173,641 in FY 2002 for the completion of a facility for the short-term treatment of emotionally disturbed children and youth. This facility will be financed with from previously issued general obligation bond proceeds.

Spurwink/RI – The Governor recommends \$182,923 in FY 2002 to renovate and repair state-owned properties in Lincoln, Johnston, and Cumberland operated by Spurwink/RI. Spurwink/RI houses children who have been placed with the department for their custodial care. The repairs will be funded from the Rhode Island Capital Plan Fund.

Groden Center Mt. Hope – The Governor recommends \$46,913 of previously issued general obligation bond proceeds to be used in FY 2002 for roof repairs at the state-owned property approved by the Groden Center on Mt. Hope Avenue. Additional funding of \$79,660 will be made available for this project from the Rhode Island Capital Plan Fund in FY 2004.

Department of Human Services

Agency Responsibilities

The Department of Human Services has utilized general revenue and agency funds to continually rehabilitate those fixed assets that are essential to providing basic and specialized services to needy individuals and families. This includes the social, medical, and rehabilitative services to eligible Rhode Island Veterans at the Veterans' Home in Bristol, and all arrangements for Veterans and their dependents at the Veterans' Memorial Cemetery in Exeter.

Since 1995, the Department of Human Services has provided facility management for the Aime J. Forand Building at the Pastore Center. In FY 1997, the Department of Human Services entered into a lease arrangement for space at the Benjamin Rush and Louis Pasteur Buildings at the Pastore Center. Beginning in FY 2000, the Governor has recommended expenditures from the Rhode Island Capital Plan Fund to accomplish asset protection activities at all three of these facilities.

Governor's Recommendations

Veterans' Cemetery – Memorial Wall – The Governor recommends expenditures of \$73,072 in FY 2002 to complete construction of a granite monument to all veterans interred at the cemetery. The project is being financed with dedicated revenues from the Veterans' Home restricted receipt account, and with matching federal funds. Private donations are authorized for deposit in the restricted account, and will finance a portion of this \$1.3 million project.

Veterans' Home Loading Dock - The Governor recommends expenditures of \$137,810 in FY 2002 from the Veterans' Home restricted receipt account for the construction of a reconfigured loading dock at the North Building, Veterans' Home. The \$199,100 project will improve handling, safety, efficiency and sanitation at this site.

Veterans' Home Heating System Replacement - The Governor recommends expenditures of \$1.8 million in FY 2002 and \$108,223 in FY 2003 as part of a \$2.0 million project that began in FY 1998. The project will upgrade the current heating system and add air conditioning at the RI Veterans' Home. The project will provide a central air and heating system that will provide a healthier environment for the residents at the home. The project will be funded by dedicated revenue within the Veterans' Home restricted receipt account and will be completed in FY 2003.

Veterans' Cemetery Committal Shelter - The Governor recommends \$1.3 million in FY 2002 as part of a \$2.2 million spending plan for the design and construction of a new chapel/committal building at the Veterans' Cemetery. The project will be financed with \$138,528 of dedicated revenue within the Veterans' Home restricted receipt account, and with \$1.2 million in federal grant funds.

Veterans' Cemetery Master Plan - The Governor recommends \$200,000 in FY 2002 for an assessment and development plan for the Veterans' Cemetery. The Governor recommends \$500,000 in FY 2003 for facility improvements identified in the plan. The project will be financed with federal grant funds.

Veterans' Home – North Building Roof Replacement - The Governor recommends expenditures of \$20,000 in FY 2002, \$500,000 in FY 2003 and \$295,000 in FY 2004 from the Veterans' Home restricted receipt account, and \$140,000 in FY 2003 from the Rhode Island Capital Plan Fund for the Veterans' Home Roof project. The project consists of replacing the roof at the North Building at the Veterans' Home, and will total \$955,000. The roof was last replaced in 1987 and has developed leaks. The re-roofing cycle has been 15 years and a replacement would be scheduled for FY 2004. This project will prevent health and safety risks for patients, staff and visitors at the Veterans' Home.

Department of Human Services

Veterans' Home - Resurface Kitchen Floor – The Governor recommends \$50,000 in FY 2002 for resurfacing the kitchen floor at the Veterans' Home. The project will enhance resident health and employee safety by providing a regular and sanitary surface. The project will be financed from dedicated revenues within the Veterans' Home restricted receipt account.

Veterans' Home - Renovations to N-3 Building – The Governor recommends \$97,812 in FY 2002 for reconfiguring the nurse's station and the dayroom in the N-3 building at the Veterans' Home. This \$103,611 project will enhance resident health and improve the visitor environment in the facility. The project will be financed from dedicated revenues within the Veterans' Home restricted receipt account.

Veterans' Home Resurface Roadways - The Governor recommends \$200,000 in FY 2003 for resurfacing roadways and parking lots at the Veterans' Home. This asset protection activity is necessary to avoid accelerated deterioration of the pavement surfaces. The project will be financed from dedicated revenues within the Veterans' Home restricted receipt account.

Veterans' Home - Renovate Pump House/Water Tower - The Governor recommends \$15,000 in FY 2003, and \$185,000 in FY 2004 for renovation of the pump house and water tower at the Veterans' Home. This groundwater source is necessary to provide fire fighting water flows at the Home and to avoid failure of the system. The \$200,000 project will be financed from dedicated revenues within the Veterans' Home restricted receipt account.

Veterans' Home - Demolition of Commandant Structures – The Governor recommends \$100,000 in FY 2005 to demolish two residential structures at the Veterans' Home. Both structures have been vacant for several years, are deteriorated, and pose fire hazards. The project will be financed from dedicated revenues within the Veterans' Home restricted receipt account.

Veterans' Home - Activity Area - The Governor recommends \$20,000 in FY 2004, and \$210,000 in FY 2005 for design and construction of an activity area on the ground floor of the Veterans' Home. The \$230,000 project will be financed from dedicated revenues within the Veterans' Home restricted receipt account.

Veterans' Home - Entrance Improvements - The Governor recommends \$20,000 in FY 2004, and \$250,000 in FY 2005 to remodel the entrance area at the Veterans' Home. The project would enhance safety, accessibility and shelter qualities of the entrance areas. The \$270,000 project will be financed from dedicated revenues within the Veterans' Home restricted receipt account.

Veterans' Home - Windows Replacement - The Governor recommends \$20,000 in FY 2005, and \$230,000 in FY 2006 to replace ninety-eight windows in two buildings at the Veterans' Home. The replacement windows are expected to improve the energy efficiency and building integrity at the Home. The \$250,000 project will be financed from dedicated revenues within the Veterans' Home restricted receipt account.

Veterans' Home - Bathroom and Shower Improvements - The Governor recommends \$20,000 in FY 2006, and \$600,000 in FY 2007 to expand and remodel showers and bathrooms for the Veterans' Home domiciliary unit. The \$620,000 project will be financed from dedicated revenues within the Veterans' Home restricted receipt account.

Veterans' Home - Replace Garage Roof - The Governor recommends \$50,000 in FY 2007 to reshingle the roof of the main garage at the Veterans' Home. The project will be financed from dedicated revenues within the Veterans' Home restricted receipt account.

Forand Building Improvements – The Governor recommends expenditures of \$4,573 in FY 2002, \$150,000 in FY 2003, and \$480,000 in FY 2004 from the Rhode Island Capital Plan Fund to

Department of Human Services

complete various improvements to the Forand Building envelope. The improvements include replacement of window spandrel panels, exterior door and windows, and roof soffits. Window panels have rusted through to the interior surface of the structure, allowing weather and insects to invade the building. Replacement of exterior doors and fenestration will assist in providing a controlled atmospheric climate. The soffitt element will remove and replace the exposed ceiling that has become disengaged from the support structure by water damage.

Forand Paving and Exterior Stairways – The Governor recommends expenditures of \$350,000 in FY 2005 from the Rhode Island Capital Plan Fund. The project includes the replacement of the existing bituminous paving including the resetting of the manholes, and the repair of the exterior stairways. The replacement of the pavement will prevent employee injury. The stairs must also be rebuilt with handrails installed on both sides to conform to building codes.

Establishment and Refurbishment of Blind Vending Facilities – The Governor recommends expenditures of \$140,000 in FY 2005, \$140,000 in FY 2006, and \$140,000 in FY 2007 from the Rhode Island Capital Plan Fund for Blind Vending Facilities. The project provides for the construction and/or refurbishment of vending facilities on a statewide basis within buildings leased, rented, or owned by the State of Rhode Island in accordance with RIGL 40-9-11.0 through 11.6. This project will maintain statewide employment opportunities for persons who are legally blind in Rhode Island.

Department of Mental Health, Retardation and Hospitals

Agency Responsibilities

The Department of Mental Health, Retardation and Hospitals has had an extensive capital improvement program in recent years. This program primarily reflects the increased fixed asset demands resulting from the deinstitutionalization of patients into residential facilities. The department is responsible for both administrative and patient care facilities at the Pastore Center, Zambarano Hospital Campus, and over 200 facilities statewide through its residential programs. The department provides grants, through its capital program, to regional centers that serve mental health, mental retardation and developmentally disabled clients. With the transfer of the Division of Substance Abuse from the Department of Health, effective August 30th 1998, the department took responsibility for all Substance Abuse related capital programs. The department provides and/or manages appropriate levels of substance abuse prevention and treatment through a community based network of residential and outpatient treatment facilities owned by both the state and private providers. These facilities are located in various communities throughout Rhode Island and on the grounds of the Pastore Center in Cranston. The department has responsibility for the development and repair of those facilities owned by the state.

The department's capital improvement program is composed of the following major categories, which include both infrastructure improvement to state facilities and support to non-state agencies.

Institutional Facilities – The institutional facilities plan provides for the physical plant requirements of the Pastore Center and the Zambarano campus of the Eleanor Slater Hospital. These requirements include major interior and exterior repairs to protect buildings, the replacement of worn out equipment, and the improvement of heating, ventilation and air conditioning systems. Renovations and repairs to heating, power, and related utility systems, as well as the implementation of energy conservation initiatives,

have been ongoing requirements for the department.

Community Services - The department has the responsibility of making certain capital improvements to over 200 facilities statewide through its residential programs. This has included the acquisition, renovation or repair of community residences, and the purchase of home modifications and specialized equipment to allow disabled family members to stay at home.

Community Mental Health Centers - The department has the responsibility of making certain capital improvements to eight regional community centers. These improvements continue in conjunction with program initiatives.

Regional Centers Developmentally Disabled - Prior voter authorization exists for the acquisition, construction, renovation, and equipment and furnishing costs associated with nine regional centers for the mentally retarded and developmentally disabled. The department continues usage of this authorization for programs at existing centers.

Day Programs - Day Treatment Facilities for the chronically mentally ill were constructed or renovated with bond funding. Remaining funds are utilized for renovations and equipment.

Sheltered Workshops - Mental Health sheltered workshops provide an opportunity for mental health clients to work in the community in environments conducive to the therapeutic process. These programs provide both economic and therapeutic benefit to the client. Bond funds provide for the acquisition of equipment associated with business operations.

Governor's Recommendations

Utility Upgrades - The Governor recommends \$3.8 million in total funding for the upgrading of the utility system throughout the entire Pastore Center complex. The majority of the funds to be spent from FY 2002 to FY 2007 will be

Department of Mental Health, Retardation and Hospitals

dedicated to replacing steam lines and improving the electrical distribution system of the campus. This project is financed from the Rhode Island Capital Plan Fund. The loss of steam, through leaks, has had a significant negative impact on the cost of operation of the Central Power Plant in terms of fuel consumption and additional maintenance. The steam leaks also represent a threat to employees, clients and members of the general public who visit or use the facilities at the Pastore Center.

RI Medical Center Rehabilitation - The Governor recommends \$2.6 million from FY 2002 through FY 2007 for the rehabilitation of the institutional facilities at the Pastore Center. This will be accomplished through the use of \$58,438 of general obligation bond proceeds and \$2.5 million from the Rhode Island Capital Plan Fund. The scope of this plan includes the ongoing repair, renovation, upgrade and rejuvenation of the MHRH owned facilities at the Pastore Center complex. During FY 2002 and FY 2003, some of the projects to be undertaken will include: the continued upgrade of the HVAC system in the Adolph Mayer Building, the installation of a sprinkler system in the Mathias Building and the installation of new fire control response systems in twelve elevators.

Central Power Plant Rehabilitation - The Governor recommends \$29.9 million for the rehabilitation and upgrade of the Central Power Plant that serves the entire Pastore Center complex. The majority of the design work has already been completed. The Certificates of Participation funding was issued in December of 2000. The construction phase of this project is estimated to take between 24 and 30 months. This project includes \$1.3 million for the repair of Turbine 4, which will remain as part of the new Power Plant configuration.

Environmental Mandates - The Governor recommends \$930,000 in FY 2004 and FY 2005 to ensure that all environmental mandates for which the department has responsibility are met. This will be financed from the RI Capital Plan

Fund with \$550,000 programmed in FY 2004 and \$380,000 in FY 2005.

Water Storage Tanks and Pipes - The Governor recommends \$1.6 million to update the water supply and storage requirements at the Pastore Center complex. This will be financed from the Rhode Island Capital Plan Fund with \$361,325 financed in FY 2002, \$450,000 budgeted in FY 2004 and \$250,000 in each year from FY 2005 through FY 2007. The funding for FY 2002 will be utilized to repair and replace water lines. The water lines need to be replaced in order to deliver adequate pressure to all of the fire hydrants on the campus.

Zambarano Building and Utilities - The Governor recommends \$2.2 million through FY 2007 for renovations at the Eleanor Slater Hospital on the Zambarano campus. The funding dedicated for FY 2002 totals \$100,000. This funding will be utilized for water line replacement and repair, the repair of the dam at Wallum Lake and architectural and engineering for the campus telecommunication system. The funding for fiscal years 2004 through 2007 will be utilized for major renovations to the water system and renovations to the Hospital's infrastructure.

Warehouse - The Governor recommends \$300,000 in FY 2004 and \$300,000 in FY 2005 from the Rhode Island Capital Plan Fund to repair the second half of a building at the Pastore Center to be utilized as a warehouse for the Eleanor Slater Hospital. The majority of these funds will be utilized for repairs to the roof. The remaining funds will be utilized for interior repairs necessary due to water damage.

Mental Health Services

Mental Health Residences - The Governor recommends \$6.7 million for fiscal years 2002 through 2007 that would be principally provided to RIHMFC (Rhode Island Housing & Mortgage Finance Corporation) to provide low-cost housing

Department of Mental Health, Retardation and Hospitals

for people with mental illness. These projects will be financed with \$1.2 million of previously issued bond proceeds and \$5.5 million of authorized, but unissued long-term debt. It is recommended that \$1.1 million be expended in each of the fiscal years 2003 through 2007.

Mental Health Residences - Furniture - The Governor recommends \$1.1 million from FY 2002 through FY 2007 for furniture for residences. This will be funded with authorized and issued long-term debt of \$98,093 in FY 2002, and with authorized but unissued debt in FY 2003 through FY 2007.

Community Mental Health Facilities - Capital Repairs - The Governor recommends \$1.3 million for repairs and rehabilitation of the Community Mental Health Centers and group homes from FY 2002 through FY 2006. These funds would secure assets from deterioration. This project will be funded with \$273,813 in previously issued bond proceeds and \$1.0 million of authorized but unissued long-term debt. It is recommended that \$273,813 be made available for FY 2002 and that \$200,000 be made available for each year from FY 2003 to FY 2007.

Developmental Disabilities

MR/DD Residential Development - The Governor recommends \$10.5 million from FY 2002 through FY 2007 for the continuation of the development of housing for individuals with developmental disabilities and/or mental retardation. The program is designed to provide grants for individuals and agencies for down payments and contributions toward ownership, enabling individuals to reside in the community rather than in group homes. Projects may also include the acquisition of furniture, furnishings and modifications or renovations to provide accessibility. These projects will be financed with \$1.75 million of previously issued bond proceeds, \$2.9 million of authorized, but unissued long-term debt, and \$5.9 million of Rhode Island Capital Plan funds.

MR Community Facilities - Capital Repairs - The Governor recommends \$9.1 million for capital repairs for community facilities. Anticipated repairs include septic systems, roofs, electrical upgrades, heating, air conditioning, and major plumbing repairs. These projects will be financed with \$1.6 million of previously issued bond proceeds, \$2.8 million of authorized, but unissued long-term debt, and \$4.8 million of Rhode Island Capital Plan funds. It is recommended that \$1.5 million be expended in each fiscal year from FY 2002 through FY 2007.

Management Information - The Governor recommends \$398,000 for a management information system for the Developmentally Disabled program. This project will be funded from previously issued bond proceeds. Federal reimbursement for this project is anticipated on a 90/10 matching basis.

DD State-owned Group Homes - The Governor recommends \$654,377 from FY 2002 through FY 2007 for major repairs to the state-owned group homes. This will be funded from the Rhode Island Capital Plan Fund, issued long-term debt, and authorized, but unissued long-term debt. A total of \$54,377 is recommended for fiscal year 2002 and \$200,000 is recommended for FY 2003. A total of \$100,000 per year is recommended for FY 2004 through FY 2007.

Regional Center Repairs/Rehabilitation - The Governor recommends \$2.7 million from FY 2002 through FY 2007 for repairs to the Developmental Disability Regional Centers. A total of \$685,329 is available for expenditure in FY 2002 from previously issued general obligation bond proceeds. A total of \$500,000 of unissued long-term debt is recommended for each of the fiscal years 2003 through 2007. For FY 2006, the recommendation of \$500,000 will be supported with \$300,000 of Rhode Island Capital Plan funds, while the entire recommendation for FY 2007 will be supported from the Rhode Island Capital Plan Fund. Several bond authorizations of the late 1980's were specifically dedicated to Regional Center

Department of Mental Health, Retardation and Hospitals

repairs. Repair projects may include HVAC systems, roofs, septic systems and interior and exterior modifications. The general obligation bond funding is center specific in accordance with the provisions of the authorizing bond language.

Substance Abuse Services

King House - The Governor recommends \$796,754 in FY 2002 for this project. A total of \$800,000 was issued from previously authorized general obligation bonds in FY 1995 to acquire and renovate a facility to replace the existing residential facility for female alcoholics. The current facility does not meet program requirements and cannot be renovated due to zoning restrictions. A portion of these funds will be utilized to acquire a facility adjacent to King House, which will be used for a transitional housing program. The balance of the funding will be combined with that of Eastman House to build a new facility to house both residential programs.

Eastman House - The Governor recommends \$1.5 million for the construction of a new facility to house the Eastman House and King House residential programs. All of the funding for this project is derived from previously authorized and issued bond funds.

Asset Protection/ADA Renovations - The Governor recommends \$714,611 from FY 2002 through FY 2007 for Substance Abuse asset protection projects. A total of \$101,611 of previously authorized and issued general obligation bonds are available for FY 2002 in addition to \$113,000 from the Rhode Island Capital Plan Fund. The project includes general renovations to state-owned Substance Abuse facilities to include remodeling for A.D.A. compliance, replacement of roofs, HVAC systems and for emergency repairs. Rhode Island Capital Plan funds in the amount of \$100,000 will be made available in each of the fiscal years 2003 through 2007.

Marathon House - The Governor recommends that \$89,781 be allocated in FY 2002 to complete the renovation of this adolescent male residential treatment facility as a result of two fires that occurred in 1996.

Governor's Commission on Disabilities

Agency Responsibilities

The Governor's Commission on Disabilities is responsible for coordinating compliance by state agencies with both federal and state disability rights laws. It also approves or rejects requests for waiver of the State of Rhode Island building code's accessibility for people with disabilities provisions at facilities intended to be leased by state agencies.

To fulfill these responsibilities, the Commission works closely with the State of Rhode Island Building Code Commission, within the Department of Administration, to oversee the repair and rehabilitation of existing state-owned structures and to bring those facilities into compliance with applicable accessibility regulations. Funding for these projects is reflected under the Department of Administration section of the capital budget.

Governor's Recommendations

Handicapped Accessibility – Auxiliary Aids -
The Governor recommends total disbursements of \$1.3 million for the acquisition of specialized (auxiliary aid) equipment. This equipment is needed to provide reasonable accommodations and services, to eliminate barriers to services, and to enhance employment opportunities of persons with disabilities with state governmental entities.

Funding of \$935,032 from the 1990 State Facilities Asset Protection bond authorization has been issued for this purpose. Once these bond funds are exhausted, the Governor recommends allocating \$100,000 annually beginning in FY 2004 from general revenue for this program.

Department of Elementary and Secondary Education

Agency Responsibilities

The Department of Elementary and Secondary Education is responsible for the repair, renovation and improvement of fixed assets utilized by the vocational education system and by the School for the Deaf. This system currently consists of eight regional vocational schools operated by the local school districts, and three state-operated facilities including the School for the Deaf, the Davies Career and Technical School, and the Metropolitan Career and Technical School. Plans for future improvement of the vocational education system are based upon recommendations contained in a report prepared by the Vocational Education Review Committee in November 1990 entitled "Restructuring Vocational Education in Rhode Island". Among the recommendations contained in this plan are the establishment of more broadly based career and technical centers that fully integrate academic and vocational programs and the consolidation of policy setting and operations within the vocational system. This has been affirmed by the Governor's Taskforce findings in "Restructuring Career and Technical Education in Rhode Island" published in March, 2000.

Governor's Recommendations

Davies Career and Technical School Roof Repair - The Governor recommends \$470,000 for roof repairs at the Davies Career and Technical School. Sections of the roof on the original structure and on the modular building are leaking. This project will remedy this and avoid the additional problems that continued leaking would create. This project is financed with the remaining portion of previously issued general obligation bond proceeds of \$20,000, \$11,000 of which was expended prior to FY 2002, and \$450,000 from the Rhode Island Capital Plan Fund in FY 2003.

Metropolitan Career and Technical School - The Governor recommends \$29.0 million from general obligation bond proceeds for the development and construction of the

Metropolitan Career and Technical School. Of this amount, \$20.9 million has been issued and made available for the initial planning phase, the small school site development, the land acquisition phase of the larger project, and commencement of construction at the larger site. The remaining \$8.1 million will be issued in FY 2003. This will provide funds for the completion of the project.

Out-year asset protection maintenance costs for this new facility are estimated at approximately \$300,000 per year.

Vocational School Maintenance - The Governor recommends \$2.6 million through FY 2007 to repair and rehabilitate several Rhode Island vocational education and technical schools. These funds will be derived from a combination of general obligation bond proceeds and from the Rhode Island Capital Plan Fund, and will complete the following projects:

Woonsocket Career and Technical School/HVAC - The Governor recommends a total of \$639,005 to repair and upgrade the heating, ventilation and air conditioning system at this facility, which will bring the system in line with OSHA health and safety requirements. Funding for this project is derived from both general obligation bond proceeds of \$336,761 and Rhode Island Capital Plan funds of \$302,244. Of the total, \$10,160 in Rhode Island Capital Plan funds remains to be expended in FY 2002 to complete the project.

Dust Collection/Hazardous Materials Buildings - The Governor recommends a total of \$463,573 from the Rhode Island Capital Plan Fund to install dust collection units and build hazardous materials buildings at various vocational schools. Dust collectors, required to meet OSHA operating standards, would be installed at the Cranston, East Providence, Hanley, Newport, Warwick, and Woonsocket facilities. Hazardous materials buildings would be constructed at each of the eight vocational schools and the School for the Deaf. These structures will house various flammable and hazardous substances and would

Department of Elementary and Secondary Education

conform to OSHA and Fire Code requirements. Of the total, \$141,013 has been allocated to complete the project in FY 2002.

Chariho Well Water Remediation – The Governor recommends \$60,000 from the Rhode Island Capital Plan Fund to provide for well water at the Chariho Career and Technical School. This activity will occur in FY 2003 and is necessary due to high nitrate levels found in the school's well water supply.

East Providence Career and Technical School – The Governor recommends \$411,875 from the Rhode Island Capital Plan Fund for an overhaul of the heating, ventilation, and air conditioning system at this facility. Of the total, \$9,600 is programmed in FY 2002, \$150,580 in FY 2003, and \$200,000 in FY 2004.

State-owned Facilities - Fire Alarm Systems – The Governor recommends \$348,774 from the Rhode Island Capital Plan Fund to replace the fire alarm systems throughout the Vocational School system and the School for the Deaf. This project began in FY 2001 with the expenditure of \$18,376. Rhode Island Capital Plan funds of \$77,546 are allocated in FY 2002, \$100,000 is allocated in FY 2003, and \$152,852 is allocated in FY 2004.

Hanley Career and Technical School/HVAC – The Governor recommends \$330,000 from the Rhode Island Capital Plan Fund for the repair of the Hanley Career and Technical School heating, ventilation and air conditioning system. The system is nearly 30 years old and in need of major repair. Of the total, \$216,617 is expected to be spent in FY 2002.

Communications/Security System Upgrade – The Governor recommends \$380,000 from Rhode Island Capital Plan Fund for the upgrade of the internal communications systems at the career and technical schools and for a security system at the Hanley Career and Technical School. These upgrades will occur over a number of years beginning with \$100,000 allocated in FY 2004.

Rhode Island Capital Plan funds of \$100,000 has been allocated for each of the fiscal years 2005, and 2006. Additional funds of \$80,000 have been allocated for FY 2007.

School for the Deaf – Physical Education Facility – The Governor recommends \$413,469 from the Rhode Island Capital Plan Fund to renovate the gymnasium area at this forty-year old facility. The gymnasium floor is buckled from water damage and shifting off the foundation. The bleachers are broken, damaged, and antiquated. Lockers, showers, and restrooms require updating, replacement, and modernization for handicapped accessibility. Of the total, \$32,522 is expected to be spent in FY 2002, \$262,666 in FY 2003, and \$100,000 in FY 2004.

Public Higher Education

Agency Responsibilities

The Board of Governors for Higher Education is responsible for the repair, renovation and improvement of fixed assets associated with the three institutions of public higher education in the State of Rhode Island. These institutions are the University of Rhode Island, Rhode Island College and the Community College of Rhode Island. More specifically, the Board is responsible for upwards of three hundred fifty structures, comprising over one-third of all state-owned facilities. Buildings are located on nine campuses and total approximately 5.0 million square feet of space. Given the large number of structures and the need to maintain and modernize facilities, major emphasis is placed on asset protection of the educational infrastructure in the Board's capital improvement program. While a number of projects are currently underway at the University of Rhode Island, enrollment trends at the Community College of Rhode Island necessitate expansion of the Knight Campus Facility in Warwick. Adjacent land at Rhode Island College may also be available for future expansion, if the need exists. In addition, technology requirements at the three institutions will involve modernization of data network infrastructures.

Governor's Recommendations

Higher Education System

Telecommunications Initiative - The Governor recommends a total of \$40.6 million of general obligation bonds authorized by the voters in November 1996 to develop, upgrade, and modernize the data network infrastructures across the three institutions. The project involves the installation of manholes, conduits, cabling, hubs, bridges, wiring cabinets, and information outlets to support data, voice, video, and fiber-optic communications. The \$40.6 million project is distributed as follows: \$29.0 million at URI, \$7.6 million at RIC, and \$4.0 million at CCRI. Total expenditures were \$29.8 million prior to FY 2002, and there is \$7.1

million financed in FY 2002, and \$3.7 million in FY 2003.

Asset Protection/Roof Replacement and Repair

- The Governor continues to support higher education facility maintenance by recommending Rhode Island Capital Plan funds for asset protection through FY 2007. Asset protection/ roof replacement funding provides needed resources for the maintenance of the hundreds of structures across the system of Public Higher Education. A total of \$6.5 million from the Rhode Island Capital Plan Fund will be made available in each fiscal year from FY 2003 through FY 2007, with adjustments for a delay to 2004 at the Rhode Island College of \$770,000. In some years, dedicated asset protection funds to on-going projects have been shown with the specific projects rather than in this program.

Community College of Rhode Island

Knight Campus Megastructure Addition - The Governor recommends \$16.2 million for an 85,000 square foot addition to the Knight Campus Megastructure. This included \$14.5 million from general obligation bond proceeds, \$600,000 from Rhode Island Capital Plan Fund asset protection funds (reflected under CCRI - Asset Protection on Schedule 4), \$380,000 in new funding from the Rhode Island Capital Plan Fund and \$651,202 from revenue bonds. This expansion will alleviate several space problems and allow CCRI to sustain its primary mission of providing access to post-secondary education for all Rhode Islanders. The expansion will provide additional space for classrooms and laboratories, as well as faculty and support staff. Enrollment has increased to nearly 17,000 students; with the number of high school graduations expected to increase, additional demands on the current facility are expected. Total expenditures were \$13.1 million prior to FY 2002 and \$2.9 million recommended for FY 2002.

Included in the \$380,000 Rhode Island Capital Plan Fund addition is the Governor's

Public Higher Education

recommendation of \$250,000 in FY 2002 for the capital costs associated with the establishment of the first RI Center for Technology Training Services site. The first Center would be housed at the Knight Campus in Warwick, with the goal of additional centers opening at each of CCRI's campuses. The purpose of these Centers will be to prepare school-aged youth and adults for careers in the field of information technology.

CCRI Knight Campus Renewal - The Governor recommends \$7.1 million for a Knight Campus renovation of 280,000 of the original 385,000 square feet of the Warwick Campus of CCRI. The project would include lighting, painting, floors, roadways, parking, and residence repairs. Funding will be derived from a new bond referendum proposed for November 2002. Total expenditures would be \$300,000 in FY 2004, \$2.9 million in FY 2005, \$3.7 million in FY 2006, and \$200,000 in FY 2007.

Providence Campus Addition - The Governor recommends \$6.6 million from the issuance of general obligation bonds for a 40,000 square foot addition to the Providence Campus of CCRI. The project would include classroom space, a day care facility, and expanded parking. Approved by the voters at the November 1998 election, \$4.8 million in general obligation bonds have been issued. The balance of \$1.9 million will be issued in FY FY 2003 to complete this project.

CCRI Newport Campus Construction - The Governor recommends \$10.9 million for a new 65,000 square feet. Newport Campus in the North End of Newport on 6.5 acres of excess federal naval land. Other projects in the area may include housing, recreation, daycare, and a government center. This project will meet both an Aquidneck Island expansion legislative mandate for general studies and a hospital health and nursing program shift from Newport Hospital due to hospital space concerns. Funding is from a November 2000 bond authorization. Total expenditures would be \$1.0 million in FY 2002, \$4.0 million in FY 2003, and \$5.9 million in FY 2004.

CCRI Flanagan Campus Renewal - The Governor recommends \$8.7 million for a Flanagan Campus addition of 30,000 square feet at the Lincoln Campus of CCRI. The project would include faculty offices, roadways, parking, and bus shelters, mandated by the ADA. Funding will be derived from a new bond referendum proposed for November 2002. Total expenditures would be \$50,000 in FY 2005 from CCRI - Asset Protection funds and General Obligation bonds of \$300,000 million in FY 2006, \$3.2 million in FY 2007, and \$5.2 million beyond FY 2007.

Rhode Island College

Performing Arts Building - The Governor recommends a total of \$9.5 million for the construction and equipping of a 50,000-sq. ft. Performing Arts facility adjacent to the existing Roberts Hall. This facility will house the academic programs of Music, Theater, and Dance, and will provide classroom instructional space, rehearsal studios, faculty offices, acoustically-designed practice and performance areas, and space for lighting and set design, construction and storage. General obligation bonds totaling \$9.5 million have been issued for this project, with expenditures of \$9.4 million prior to FY 2002 and the balance of \$25,288 programmed for expenditure in FY 2002.

Renovation of DCYF Facilities - The Governor recommends \$4.3 million from the 1998 bond authorization, as well as \$50,000 from the Rhode Island Capital Plan Fund for the rehabilitation of ten former DCYF buildings on the East Campus at Rhode Island College.

RIC Student Union Addition and Renovation - The Governor recommends \$4.8 million for an addition and renovation to the Student Union at Rhode Island College. The project will be financed with College funds and RIHEBC bonds as follows: \$232,750 prior to FY 2002, \$2.1 million in FY 2002, and \$2.5 million in FY 2003.

Public Higher Education

Residence Hall Repairs – The Governor recommends \$4.0 million for the renovation of four residence halls at Rhode Island College. The project will be financed with proceeds from College funds and proceeds from general obligation bonds: \$20,000 in FY 2002, \$1.7 million in FY 2002, and \$2.4 million in FY 2003.

Alger Hall Renovations – The Governor recommends \$3.0 million for renovations of Alger Hall at Rhode Island College. The project will be financed from the Rhode Island Capital Plan Fund as follows: \$20,000 in FY 2002, \$1.8 million in FY 2003, and \$1.2 million in FY 2003.

DCYF Facilities Renovation (Phase 2) and Master Plan Implementation (Phase 1) – The Governor recommends \$4.5 million for renovation of three buildings and improving physical and service connections between the Main Campus and the East Campus. The project will be financed from the Rhode Island Capital Plan Fund as follows: \$1.1 million in FY 2002, \$1.6 million in FY 2003, and \$1.8 million in FY 2004.

RIC Roads/Parking/Entrances – The Governor recommends \$3.3 million for improvements to the roads, parking areas and entrances to the Rhode Island College Campus. A 1999 Campus Master Plan identified traffic circulation, parking, entrance identification and signage as important elements for Rhode Island College improvements. The project involves the upgrade of two key road interchanges on College Road, the upgrade and modernization of eight parking lots, the upgrade of Fruit Hill and Mt. Pleasant Avenue entrances and a comprehensive update of on-campus and off-campus identification signage. Funding will be from a proposed bond referendum to be presented to the voters in November 2002.

University of Rhode Island

URI Chafee Social Sciences Center PCB Abatement – The Governor recommends \$3.8 million in FY 2002 of Rhode Island Capital Plan funds to rehabilitate the 95,000 square foot, eight-story Chafee Social Sciences Center. This building was closed December 23, 2000 when environmental testing confirmed the presence of PCB's (polychlorinated bi-phenyls) within the building. Recent results confirm construction materials in windows, room unit ventilators, and the surrounding ducts contain PCB's. Completion of the project is expected in spring of 2002.

Coastal Institute on Kingston Campus - The Governor recommends \$11.4 million for the construction of a 50,000 square foot, multi-story building complex, housing office, laboratory, laboratory support, and teaching facilities that are devoted to departments engaged in research, service, and instruction relative to coastal zone issues. This facility is being built on the main campus at Kingston. Additionally, a 10,000 square foot laboratory facility will be constructed on University property at the Narragansett Bay Campus. The Kingston Campus facility will provide facilities to the Departments of Resource Economics and Natural Resource Sciences, while the Bay campus facility will house the Fisheries, Animal, and Veterinary Science Department. Funding is derived from a U.S. Department of Agriculture grant of \$11.3 million and \$100,000 of University funds. Expenditures prior to FY 2002 total \$9.0 million; \$1.9 million is financed in FY 2002 and \$472,761 in FY 2003.

Green Hall - The Governor recommends a total of \$6.0 million for the rehabilitation of Green Hall. This project includes repair to the building's envelope, HVAC systems, asbestos abatement, and other renovations and improvements. Funding for this project will be derived from authorized general obligation bonds, private funding, and the Rhode Island Capital Plan Fund. A total of \$2.5 million of general obligation bonds have been issued for this project, with the balance of \$300,000 programmed for issuance in FY 2003.

Public Higher Education

Ballentine Hall – The Governor recommends \$10.3 million for this capital project, which involves the rehabilitation and improvement of Ballentine Hall, a 46,750 square foot, three-story masonry building constructed in 1967 for the College of Business Administration. The project includes full renovation of the building envelope as well as ADA compliance. A total of \$3.3 million in general obligation bonds have been issued for this project.

Ranger Hall – The Governor recommends \$4.6 million for this project, which involves the complete rehabilitation and restoration of Ranger Hall, a 36,000 square foot, four-story granite block laboratory constructed in 1913. The primary goal of the project is to provide a new 20-year life for the building envelope. A total of \$1.1 million in general obligation bonds have been issued for this project, with the balance of \$2.5 million programmed for issuance in FY 2003.

Modular Building Construction II – The Governor recommends \$5.4 million for the second floor addition to a modular building, a 30,000 square foot fast track design project to be completed in FY 2002 off of Plains Road in the service sector of the Campus. It will provide offices, conference rooms, and support facilities for the interim office space needs of the College of Business Administration. The project is financed with RIHEBC bonds.

14 Upper College Road - The Governor recommended in FY 1999 \$1.6 million from the issuance of RIHEBC revenue bonds and university funds for the purchase of a former fraternity house at the University of Rhode Island and its renovation into a 14,000 square foot social and educational policy research facility. The current structure will require complete renovation to allow the conversion of a residential facility to a research production facility to be completed in FY 2002.

Repaving Project - Phase I – The Governor recommends \$1.0 million over fiscal years 2001

and 2002 from the issuance of RIHEBC revenue bonds for Phase I of the repaving project at URI. The project would include the reconstruction of paved surfaces on the Kingston Campus, including roads, walkways, and parking lots.

URI Repaving Project Phase II – The Governor recommends \$2.0 million for the replacement of paved surfaces in the central area on the Kingston Campus. Priorities are Farmhouse Road and the Roosevelt Hall Parking Lot, the Keany Parking Lot (drainage and repairs) and other areas. Funding will be from \$1.4 million of RIHEBC revenue bonds in FY 2003 and \$645,000 in FY 2004.

Sigma Chi House Purchase/Renovation – The Governor recommended \$440,000 in FY 2001 for the purchase and removal of the three-story, 13,000 square foot former Sigma Chi fraternity house on Upper College Road. The entire project was financed through the issuance of RIHEBC revenue bonds. It will be completed in FY 2002 with expenditures of \$14,950.

Sigma Nu House Purchase/Demolition – The Governor recommends \$172,000 prior to FY 2002 and \$110,707 in FY 2002 for the purchase and demolition, as well as site improvements, of the former Sigma Nu fraternity house. This project would allow for the reconfiguration of traffic patterns and expanded parking facilities. The entire project is being financed through the issuance of RIHEBC revenue bonds.

Alumni/Advancement Building – The Governor recommends \$4.0 million for the construction of a 20,000 square foot, three-story building on the site of the former Sigma Chi fraternity house on Upper College Road providing office, meeting and support space for the URI Alumni Association and the University Advancement Division. The project will be financed in FY 2001 through FY 2003 with RIHEBC bonds, and \$332,800 of URI Alumni Association private financing.

Public Higher Education

URI Whispering Pines New Lodge and Dining Room Addition – The Governor recommends \$3.7 million for the completion of a new 16,000 square foot lodge northeast of the main lodge and an addition of 2,016 square feet to the dining room and kitchen services at the Whispering Pines Conference Center on the W. Alton Jones Campus. Funding will be from RIHEBC revenue bonds of \$1.1 million in FY 2003 and \$2.5 million in FY 2004.

Independence Hall Rehabilitation – The Governor recommends \$5.0 million for the complete renovation of Independence Hall. Renovations would include modernization of finishes, lighting systems, plumbing systems, locking systems, and furnishings. Financing from general obligation bonds is as follows: \$524,029 in FY 2002, \$369,260 in FY 2003, \$3.0 million in FY 2004, and \$1.1 million in FY 2005.

Lippitt Hall Rehabilitation – The Governor recommends \$5.0 million, \$505,000 in FY 2003, \$2.7 million in FY 2004, and \$1.8 million in FY 2005, of authorized, but unissued general obligation bond proceeds for the renovation and modernization of Lippitt Hall. The rehabilitation would include replacement of windows, roofing, and exterior and interior renovations.

Athletic Complex and Convocation Center –The Governor recommends \$60.2 million for the development and construction of a state-of-the-art athletic and convocation center at the University of Rhode Island. The facility will have a seating capacity of 7,500 as well as expanded parking facilities. Funding for the project includes \$18.0 million from the Rhode Island Capital Plan Fund, \$25.0 million in RIHEBC bonds, \$15.0 million in private funding, and \$2.2 million in concession fees, interest earnings, and capitalized interest. Once the full fundraising is achieved, the interest earnings will be repaid and the project cost will remain \$57.4 million.

Athletic Complex Ice Facility – The Governor recommends \$12.5 million for the construction of an ice facility on the Kingston Campus of URI. The project would have two sheets of ice and locker room facilities. Expanded parking and site improvements are also included within the plan. The project would be funded with \$7.5 million of RIHEBC revenue bonds and \$5.0 million of Rhode Island Capital Plan funds.

URI Convocation Center Parking Facility - The Governor recommends \$3.6 million to create new parking facilities for 1,000 car spaces. Two separate parking lots, one of 200 spaces north of West Alumni Road and the other of 800 spaces off of Plains Road, are to be developed. The project is to be financed from university funds of \$1.5 million in FY 2002 and \$2.5 million in FY 2003.

Residence Halls Modernization/Renovations – The Governor recommends \$65.1 million to provide for a comprehensive capital program for the rehabilitation of the residence halls at the University of Rhode Island. With the completion of the consultant's report, a plan has been developed for the modernization of the student residence halls. The project calls for the renovation of Adams Hall first, followed by Browning, Barlow, Bressler, Weldin, and Butterfield. These buildings would be renovated and reconfigured to serve as a freshman village complex. The Roger Williams Complex would be the next phase of the project. The plan anticipates that Coddington and Burnside Halls would be phased out as residence halls and either converted for academic purposes or demolished. The final step would be the renovation of Peck, Merrow, Hutchinson, and Tucker Halls in the out years of this capital plan. The plan will be financed with \$19.0 million of RIHEBC bonds, \$3.0 million of University and College Funds, \$22.0 million of new general obligation bonds approved on the November 2000 ballot, and \$20.0 million of Rhode Island Capital Plan funds. Total expenditures include \$21.6 million prior to FY 2002, \$6.4 million in FY 2002, \$8.5 million in FY 2003, \$7.5 million in FY 2004, \$10.0 million in FY 2005, \$8.2

Public Higher Education

million in FY 2006, and \$3.0 million in FY 2007.

URI Utility Infrastructure Upgrade-Replacement – The Governor recommends \$23.3 million to complete construction of utility upgrades and replacement on three primary utility systems on the Kingston Campus, including steam, water, and electric distribution. Funding will be derived from a new bond referendum proposed for November 2002. Total expenditures will be \$5.5 million in FY 2004, \$5.7 million in FY 2005, \$5.9 million in FY 2006, and \$6.2 million in FY 2007.

177 Plains Road – The Governor recommends \$232,000 through FY 2002 for the purchase and conversion of a 12-room house with 2,200 square feet and a heated two-car garage on 1.5 acres of land. The property would house the Safety and Risk Management office with the University Recycling Program. The project will be funded with Rhode Island Capital Plan funds and URI Foundation funds through a five-year lease purchase.

Rodos Hellenic Center – The Governor recommends \$4.2 million to fund the construction of a Rodos Building for Hellenic Studies, a two-story building with 12,000 square feet consisting of a classroom, lecture hall, offices, library, storage area, chapel, and exhibit space in FY 2001 through FY 2002. A second phase would include an open-air classical Greek amphitheater. This new facility would house the Center for Humanities. The project will be financed entirely with third party (the Hellenic Society “Paideia”) private funding.

Sustainable Communities Facility – The Governor recommends \$10.0 million for the construction of a 38,000 square foot building to house the academic departments of Community Planning and Landscape Architecture and the offices of the University Transportation Center at Kingston. It will be adjacent to the new Coastal Institute Building on the northern perimeter of the Campus. Funding is from

federal grants. The facility will include offices, laboratories, studios, and classrooms. Expenditures of \$925,000 occurred prior to FY 2002 with additional expenditures of \$302,201 in FY 2003, \$5.8 million in FY 2004, and \$2.9 million in FY 2005.

URI Environmental Biotechnology Center – The Governor recommends \$49.3 million to add 87,700 square feet of office space, classrooms, and laboratory space at the Kingston Campus for several biological departments. The current structure would be improved and expanded to include a new addition above the current roof. Funding would be derived primarily from a new bond referendum proposed for November 2004. Total expenditures would be \$200,000 of Rhode Island Capital Plan funds in FY 2003 for design work, and new general obligation bond funds of \$1.8 million in FY 2006 and in FY 2007, and \$45.6 million beyond FY 2007.

Rhode Island Atomic Energy Commission

Agency Responsibilities

The Rhode Island Atomic Energy Commission operates the Rhode Island Nuclear Science Center (RINSC) for the purposes of research, education and training, and for matters relating to the health, welfare, and economy of the people of Rhode Island. The RINSC is located on the Narragansett Bay Campus of the University of Rhode Island.

Governor's Recommendations

Cancer Treatment Center - The Governor recommends \$1.2 million in private funding for the development of a Cancer Treatment Facility at the RINSC. The project involves the construction of a 2,100 square foot cancer treatment center on the floor of the reactor room at the RINSC. The Center will utilize the reactor thermal column to provide a filtered neutron beam for therapy for certain types of cancer. The Neutron Cancer Therapy Company, a private third-party source, is financing the project. The current estimated cost of the project is \$206,000 in Pre-FY 2002, \$185,000 in FY 2002, and \$800,000 in FY 2003. The State Properties Committee has approved the project, which is covered by a fifteen-year lease, providing ultimate ownership of the facility to the State of Rhode Island.

Pharmaceutical Production Laboratory – The Governor recommends \$205,000 in private funding for the construction of a pharmaceutical production facility on the roof of the south laboratory at the RINSC. The South Laboratory Wing required a new roof, which, due to asbestos and lead contamination mitigation, would have cost approximately \$50,000. The State Properties Committee has approved the project, and a fifteen-year lease, which provides ultimate ownership of the facility to the State of Rhode Island. The project commenced in FY 1999 expending \$105,000 to date and will be completed in FY 2002 with the remaining \$100,000.

Rhode Island Nuclear Science Center Walls Painting - The Governor recommends \$50,000

be expended in FY 2004 from the Rhode Island Capital Plan Fund to paint the interior reactor building walls.

Rhode Island Nuclear Science Center North Bunker Roof – The Governor recommends an additional \$21,400 be expended in FY 2002 from the Rhode Island Capital Plan Fund to replace the deteriorating wooden roof on the North Bunker building and to install a new waste water storage tank. Total project cost, including \$33,600 expended in FY 2001, has increased to \$55,000.

Medical Research Laboratory – The Governor recommends \$138,200 in private funding combined with \$6,000 of federal funds and \$900 of general revenue, for construction of a medical research laboratory on the roof of the north laboratory with a concrete slab on top. RI Consulting, a private third-party source, will attempt to develop a method to prevent artery closure after heart surgery utilizing radioisotopes. The project commenced in FY 2001 and will be completed in FY 2004.

Historical Preservation and Heritage Commission

Agency Responsibilities

The Rhode Island Historical Preservation and Heritage Commission (RIHPHC) is responsible for the protection and preservation of all historic buildings, districts and archaeological sites in Rhode Island. Projects currently underway involve the restoration and rehabilitation of a number of state-owned properties, including the Old State House on Benefit Street in Providence, the Eisenhower House at Fort Adams State Park in Newport, and the Newport Colony House.

Governor's Recommendations

Rehabilitation and Restoration of State-Owned Property - The Governor recommends \$23,596 for capital expenditures in FY 2002 from previously issued general obligation bond proceeds for the rehabilitation and restoration of state-owned property under the 1988 Historic Preservation bond authorization. This capital project would completely replace the heating system currently in place at Eisenhower House. The project includes the removal and replacement of the current burner system with a cast iron, oil-fired boiler with an expansion tank and new distribution system.

Rhode Island Public Telecommunications Authority

Agency Responsibilities

The Rhode Island Public Telecommunications Authority is the license holder for WSBE-TV/Channel 36, Rhode Island's public television station. The channel broadcasts 105 hours per week. WSBE-TV/Channel 36 provides life-long learning opportunities to all Rhode Islanders through its programming and outreach services.

The RI Public Telecommunications Authority will be responsible for converting WSBE TV-36 from analog television broadcasting to digital television broadcasting. The transition to digital television is a federal mandate and must be completed by FY 2006.

Governor's Recommendation

Federally Mandated Digital Television (DTV) Conversion - Federal funds of \$350,000 are recommended in FY 2002 and in FY 2003 for the transition to digital television broadcasting. The Governor recommends no state expenditures for this project. The federal funds recommended provide the appropriation ceiling necessary if the authority can develop alternative funding for the project from non-state sources.

Department of Corrections

Agency Responsibilities

The Department of Corrections is responsible for the provision of safe, secure, and humane control of offenders. The department's facilities are located at the Pastore Center in Cranston, and include administrative buildings and seven institutions (High Security, Maximum Security, Moran Medium Security, Price Medium Security, Minimum Security, the Women's Division, and the Intake Services Center), collectively known as the Adult Correctional Institutions (ACI). All of the facilities are supported through the Department of Corrections' capital improvement program. Major capital projects include the construction or expansion of new or replacement secure facilities and program support facilities, and the acquisition of new or replacement support systems such as fencing, alarm systems, and security cameras. Ongoing capital projects addressing maintenance needs are also financed through the department's capital improvement program and include electrical and HVAC upgrades, roof and window replacements, interior and exterior renovations, and parking lot and road repairs.

Governor's Recommendations

The majority of the projects recommended by the Governor in FY 2003 through FY 2007 will be financed from the Rhode Island Capital Plan Fund. The renovation of an existing facility to create a Reintegration Center will be ninety percent federally funded and an expansion of the medium security segregation unit will be partially financed with federal funds.

In an effort to address the need for additional medium security bed space and to increase the effectiveness and cost efficiency of the ACI, the Governor is recommending a restructuring of three facilities. Also, included in the restructuring plan is the construction of three Community Corrections Centers. Aside from federal funds available for expanding the Medium Security segregation unit, these new

projects will be financed with Certificates of Participation.

Two projects financed with the Rhode Island Capital Plan Fund and federal funds are scheduled for completion in FY 2002. These projects are the Phase I expansion at the Dix facility, and fire alarm and smoke evacuation system upgrades at Maximum Security. Other projects scheduled either for completion or for initiation in FY 2002 have been postponed to FY 2004 or later.

Three projects financed with Rhode Island Capital Plan funds are new to this year's Capital Plan, the HVAC - Intake Service Center, Minimum - Electrical Upgrades, and Minimum-Water System, and are discussed below.

Safety and Security Projects

Perimeter & Interior Security - Maximum - The Governor recommends \$4.1 million through FY 2004 for this project. The project includes installation of high mast lighting, a public address system, a video surveillance system, and alarm systems for the roof and perimeter areas, as well as a new tower, truck trap area improvements, and selected window replacements. The project was scheduled for completion in FY 2002, but has been delayed until FY 2004.

Fire Safety Code Improvements – All Facilities - The Governor recommends \$4.1 million in FY 2000 through FY 2007 for this project. This project includes the installation of fire suppression systems and emergency lighting, improvements to smoke evacuation systems, the building of fire suppression walls, enclosure of fire escape routes, pull-box alarm systems, standpipe installations and hydraulic and other water pressure improvements.

Security Camera Installation – Intake, Medium, Medium II, and High Security - The Governor recommends \$4.3 million in total, \$3.3 million from FY 2004 through FY 2007, for the

Department of Corrections

installation of surveillance cameras in and around four facilities at the ACI.

Infrastructure and Security Improvements - High Security - The Governor recommends \$1.5 million in FY 2004 through FY 2006 for security improvements to the High Security facility. This project includes lighting improvements to the building's exterior, renovations to the perimeter security system, site improvements to improve drainage, and construction of a perimeter road system.

Secure Committing/Transport Area - Medium Security - The Governor recommends \$342,000 in FY 2004 for the construction of a new secure committing and transport area at the Medium Security facility. This project includes perimeter fencing changes to incorporate a fully secured truck trap, perimeter road reconstruction, and parking lot reconfiguration.

Secure Committing/Transport Area - Gloria McDonald Building - The Governor recommends \$811,000 in FY 2004 and FY 2005 for the construction of a secure committing and transportation area at the women's Gloria McDonald building. This project includes the creation of isolation areas for transfers and the development of an identification and processing center similar to other secure facilities at the ACI.

Repair, Renovation, and Equipment Replacement Projects

HVAC Renovations - High Security - The Governor recommends \$745,000 in FY 2000 through FY 2004 to renovate the HVAC system, including replacement of chiller lines, condensers, coils, and insulation. The project was scheduled for completion in FY 2002, but has been delayed until FY 2004.

Aquidneck & Prudence Cells - Roof Repair - The Governor recommends \$1.3 million to replace the roof of these cell areas at the Maximum Security facility. The project was

scheduled for completion in FY 2002, but has been delayed until FY 2004.

Window Replacement - Women's Facilities - The Governor recommends \$1.1 million in FY 2000 through FY 2003 for the installation of new windows and the replacement of security screens and bars at the women's facilities. This project is necessary for compliance with federal court orders.

General Renovations - Maximum - The Governor recommends \$1.0 million in FY 2001 through FY 2004 for this project. Renovations to the Maximum Security facility include replacement of the building's electrical and distribution systems, installation of a new emergency generator, and renovations to the arsenal/armory area.

Roof and Exterior Repairs - Women's Facility - The Governor recommends \$3.3 million in total, \$2.9 million in FY 2004 and FY 2005, for roof replacement, installation of a new gutter system, and replacement of water-damaged ceilings, interior walls and aged electrical systems. Additionally, this project would include repointing of all exterior masonry.

Plumbing/Bath Renovations - Women's - The Governor recommends \$1.2 million in FY 2003 through FY 2005 for renovations to the bath and shower facilities in the Gloria McDonald building and renovation of the disciplinary wing to include electrical and plumbing repairs.

Roof and Infrastructure Repairs - Correctional Industries - The Governor recommends \$529,000 in FY 2003 for repairs to the Correctional Industries facility. Renovations include roof replacement and repairs to the loading dock and structural support beams.

Roof and Infrastructure Improvements - Minimum Security - The Governor recommends \$2.5 million for this project in FY 2004 through FY 2006. Renovations and repairs planned for this facility include roof replacement for the

Department of Corrections

section of the building not affected by the February 1995 fire, window replacement in the B and C sections, and renovations to the HVAC, plumbing, and electrical systems.

Roof and Infrastructure Improvements - Bernadette Building - The Governor recommends \$1.4 million for this project in FY 2004 through 2006. Renovations and repairs planned for this facility include roof and window replacement, plumbing repairs, and parking area repavement.

Heating and Temperature Control Renovations - The Governor recommends \$1.4 million in FY 2004 and FY 2005 for general heating equipment upgrades to include the installation of condensate receivers, water heaters, steam traps, radiator valves, and reducing stations; and, plumbing renovations for all heating systems.

Pastore Center Road and Parking Lot Repavement - The Governor recommends \$500,000 in FY 2005 to repave various roads and parking lots at the Pastore Center.

Roof Replacement – Medium Security - The Governor recommends \$1.5 million in FY 2005 and FY 2006 for this project. The scope of the work includes replacement of all roofs at Medium Security and the installation of a groundwater runoff system.

HVAC Renovations – Medium Security - The Governor recommends \$685,000 in FY 2005 and FY 2006 for HVAC renovations at Medium Security.

HVAC Renovations – Administration Buildings - The Governor recommends \$857,000 in FY 2005 and FY 2006 for HVAC renovations to the two administrative buildings.

Pinel Building Renovations - The Governor recommends \$2.1 million for this project in FY 2005 through FY 2007. The project includes the replacement of all windows, casements, and sills, and design and installation of a new

roofing system, HVAC system, and electrical and plumbing systems.

Relocation of the MIS Unit - The Governor recommends \$2.7 million total, (\$429,000 beginning in FY 2006) to relocate the MIS Unit, which is currently located in the Intake Services Center.

HVAC Renovation - Intake Service Center - The Governor recommends \$2.9 million in FY 2006 through post-FY 2007 for the renovation of the HVAC system, including new chillers, cooling tower, and tubing, and the replacement of heat exchangers, hot water equipment, and circulating pumps.

Minimum - Electrical Upgrades - The Governor recommends \$2.0 million FY 2006 through post-FY 2007 for the replacement of primary and secondary electrical systems, including a backup generator, and energy-efficient lighting and electrical features.

Minimum - Water System Renovation - The Governor recommends \$1.8 million beginning in FY 2007 and after to replace the water supply system, including replacement of the standpipe and installation of new sprinkler systems.

Construction and Expansion Projects

Dix Facility Expansion (Phase II) - The Governor recommends \$589,000 in FY 2002 and FY 2004 to provide kitchen and security improvements to allow for additional bed space for low and medium security female inmates.

Education/Recreation Annex – Women’s - The Governor recommends \$6.8 million in FY 2006 and FY 2007 for the construction of an education, recreation, and industries facility that will be attached to the women’s McDonald building. The addition will include a library, classroom areas, industries areas, and a vocational training area.

Department of Corrections

Reintegration Center - The Governor recommends funding of \$10.1 million in FY 2001 through FY 2005 for this project. This includes \$9.1 million in federal funds and Rhode Island Capital Plan Fund state match funding of \$1.0 million. The project includes the renovation the J Building at the Pastore Center to provide 200 additional male medium security beds. The department plans to use the facility as a reintegration center for discharge planning for maximum and medium security inmates nearing release.

Segregation Unit - Medium - The Governor recommends federal funding of \$2.0 million and Certificates of Participation of \$5.5 million in FY 2002 through FY 2005 to expand the segregation area and ancillary support space in the Moran Medium Security facility. The project will expand bed capacity by 24.

High Security Center Addition - The Governor recommends funding of \$30.4 million through Certificates of Participation in FY 2003 through FY 2006 to construct an additional 192 maximum-security beds at the High Security Center.

Community Corrections Centers - The Governor recommends funding of \$20.9 million through Certificates of Participation in FY 2004 through FY 2006 for the construction of four community corrections centers for the housing of low-risk, non-violent offenders.

Maximum Security Addition - The Governor recommends funding of \$62.0 million through Certificates of Participation in FY 2004 through post-FY 2007 to construct an additional 360 beds at the Maximum Security facility. This facility will then be used to house medium security offenders.

Judicial

Agency Responsibilities

Rhode Island has a unified court system composed of six statewide courts. The Supreme Court is the court of review, the Superior Court is the general trial court, and the Family, District, Traffic Tribunal and Worker's Compensation Courts are trial courts of special jurisdiction. The Traffic Tribunal was created during the 1999 legislative session to replace the Administrative Adjudication Court

The Rhode Island court system is state-operated, except for the probate courts, which are the responsibility of cities and towns, and the municipal courts, which are local courts of limited jurisdiction. The Chief Justice of the Supreme Court is the executive head of the Rhode Island court system. Each court has responsibility over its own operations and has a chief judge, who appoints an administrator to handle internal court management. The Chief Judge of the District Court serves as the Chief Judge of the Traffic Tribunal.

The Judicial Department has general maintenance and repair responsibility for six court buildings located in various parts of Rhode Island. Jurisdiction over these facilities was transferred to the Department from the Department of Administration effective July 1, 1995. Responsibility for the HVAC systems in the court buildings remains with the Department of Administration and funding to upgrade these systems is contained in the Administration section of the capital budget.

Governor's Recommendations

Kent County Courthouse - New Construction - The Governor recommends issuing approximately \$51.8 million in Certificates of Participation in FY 2003 to finance the construction of a new Kent County Courthouse. The new courthouse will replace the current facility and relieve some of the traffic in other courthouses. The new facility will have more than four times the gross square footage of the

current facility (208,122 gsf versus 48,925 gsf) and about twice as many courtrooms (15 courtrooms versus 8 courtrooms), including five Superior court-rooms, five Family courtrooms, and five District courtrooms. About 250 state employees will be housed in the new courthouse. Anticipated project disbursements by year are \$21.8 million in FY 2003, \$25.7 million in FY 2004, and \$4.3 million in FY 2005.

Garrahy Judicial Complex - The Governor recommends expenditures of \$5.4 million over the period FY 1998 through FY 2006 to renovate and repair the Garrahy Judicial Complex. Of this amount, \$3.9 million is for the original repair and renovation project, including \$3,530,662 to refurbish the building interior and \$350,000 to replace the roof, while \$1.5 million is for a new lighting/ceiling tile replacement project. The recommended expenditure amounts going forward by year are as follows:

Interior refurbishment: FY 2002 - \$2,976,106

Roof replacement: FY 2002 - \$322,630

Ceiling tile/lights replacement: FY 2005 - \$1.5 million

These projects are to be financed from the Rhode Island Capital Plan Fund.

Licht Judicial Complex - The Governor recommends expenditures of \$555,000 to refurbish the interior and exterior of the Licht Judicial Complex, upgrade the security checkpoints at both entrances to the Complex, and evaluate the condition of the slate roof. The Governor recommends expenditures of \$129,739 in FY 2002 for building refurbishment. Prior to FY 2002 \$270,261 was spent on the project. The Governor also recommends expenditures of \$25,000 in FY 2004 to evaluate the slate roof and \$130,000 in FY 2005 for security upgrades. All of these projects are to be financed from the Rhode Island Capital Plan Fund.

McGrath Judicial Complex - The Governor recommends expenditures of \$225,500 in FY 2005 to refurbish the interior of the McGrath

Judicial

Judicial Complex in Wakefield. The funding will be used to refurbish the public restrooms, upgrade the CCTV security system, and replace the existing tar and gravel roof. The flat tar and gravel roof is approaching the end of its estimated useful life. These projects are to be financed from the Rhode Island Capital Plan Fund.

Murray Judicial Complex - The Governor recommends expenditures of \$418,000 over five years to refurbish portions of the Murray Judicial Complex. This amount includes expenditures for the following: \$165,000 in FY 2003 and \$198,000 in FY 2004 to rebuild the cupola, repair the roof, and replace the roof drains; and \$55,000 in FY 2005 to upgrade the security checkpoint. These projects are to be financed from the Rhode Island Capital Plan Fund.

Fogarty Judicial Complex Annex - The Governor recommends expenditures of \$470,000 through FY 2004 to refurbish the interior and exterior of the Fogarty Judicial Complex. The amounts recommended by year are as follows: FY 2002 - \$35,000; FY 2003 - \$60,000; and FY 2004 - \$375,000. The funding will be used for fire protection system upgrades, drain repairs, interior plastering and painting, and exterior restoration. The project is to be financed from the Rhode Island Capital Plan Fund.

Traffic Tribunal - The FY 2002 – FY 2006 Capital Improvement Plan proposed the issuance of \$30.0 million in Certificates of Participation for the construction of a new Traffic Tribunal Court facility at the Pastore Center. The Governor has withdrawn this specific proposal and funding source and recommends the Judicial Department evaluate other options for replacing the rented facility on Harris Avenue in Providence.

Military Staff

Agency Responsibilities

The Adjutant General is responsible for thirteen armories, four aviation support facilities, two training camps, and seven logistical sites. The armories include the Armory of Mounted Commands and the Benefit Street Arsenal, both located in Providence, and eleven other armories located in Bristol, Warren, Middletown, North Smithfield, East Greenwich (4), Warwick, and Cranston (Schofield Armory and Command Readiness Center). In general, the armories are operated and fully maintained with state funds. The exceptions are the Warwick and East Greenwich armories, which are maintained with 75 percent federal funds and 25 percent general revenues.

The four aviation support facilities are located at Quonset Point (2), Coventry and North Smithfield. Quonset Point houses two facilities, one operated by the Army National Guard (Quonset Armory) and one by the Air National Guard. These facilities serve as maintenance facilities, unit headquarters, meeting places, and equipment/personal effects storage areas for Army Guard and Air Guard units. These facilities are maintained with 75 percent federal funds and 25 percent general revenue.

The Military Staff operates two training camps, Camp Varnum and Camp Fogarty. These facilities include physical fitness equipment, an obstacle course, and firearms training. Camp Varnum also houses the Rhode Island Military Academy. The training camps are maintained with federal funds.

The National Guard operates seven logistical sites including four Army Organizational Maintenance Shops (OMS); the U.S. Property and Fiscal Office located adjacent to the Armory of Mounted Commands; an Aviation Support Facility at Quonset Point; and, a Combined Support Maintenance Site (CSMS) in Smithfield. These facilities are maintained with 75 percent federal funds and 25 percent general revenue.

Of the Guard facilities, four were built before World War I, with the oldest, the Benefit Street Arsenal, built in 1843. Two, including the Armory of Mounted Commands, date from 1925 and five more are of World War II vintage, including the hangars at the Quonset Point Air Station. Ten date from the fifties and early sixties, including the substantially rehabilitated Coventry Air Guard Station.

The Command Readiness Center, located in Cranston, houses the National Guard and RI Emergency Management (RIEMA) headquarters. Emergency Management had been located in the sub-basement of the State House until FY 1997 when the agency was merged with the Military Staff. The Command Readiness Center houses all functions of Emergency Management with the exception of the radiology shop and part of the communications shop, which remain in the sub-basement of the State House. The Command Readiness Center is maintained with general revenue.

Governor's Recommendations

Armory of Mounted Commands - The Governor recommends funding to continue the three-year effort to repair the Armory of Mounted Commands, which was built in 1925. Both the first phase of AMC rehabilitation (roof replacement/masonry re-pointing), and the second phase (replacement of the original windows with commercial grade energy efficient windows, as well as further re-pointing and exterior power washing), have been completed. Phase 3 of the project includes a new slate roof, skylight repairs, and gutter repairs/replacements. The Governor recommends the expenditure of \$50,000 in federal (National Guard Bureau) funds in FY 2004 and \$1.2 million from the Rhode Island Capital Plan Fund over FY 2004 through FY 2006 for Phase 3. Phase 4 of the project includes replacement of the heating and air conditioning systems, as well as lead and asbestos abatement. The Governor recommends the expenditure of \$1.5 million from the Rhode

Military Staff

Island Capital Plan Fund in FY 2004, FY 2005 and FY 2006 for this phase.

Bristol Armory - The Governor recommends expenditures of \$190,146 in FY 2002, \$200,000 in FY 2002 and \$100,000 in FY 2003 from the Rhode Island Capital Plan Fund. The project includes roof replacement, asbestos insulation abatement, door/window replacement, hot water tank replacement, heating and water pipe replacement in the pipe trench, HVAC modernization, and replacement of the pavement around the building, as well as fire alarm system replacement. Loose asbestos tiles and wrap in the boiler room require replacement. The roof replacement is required to prevent further structural damage from leaks damaging the brick walls. The cracked pavement around the building was installed when the armory was built in 1957 and may become a hazard to military personnel and the general public.

Benefit Street Arsenal - The Governor recommends expenditures from the Rhode Island Capital Plan Fund of \$22,000 in FY 2002, \$192,610 in FY 2003 and \$245,396 in FY 2003 to preserve and maintain this historic building. The funding will be used to fix leaks and repair existing water damage and conduct an engineering design for more permanent repairs. Funding is recommended for the replacement of the current 80 year-old electrical system, exterior work, (repair the turret, maintain the roof, repair masonry, paint the exterior, and replace windows), and interior work (asbestos abatement, door replacement, a new boiler, and installation of fire alarms and a fire escape).

Camp Fogarty – The Governor recommends the expenditure of \$50,000 in Rhode Island. Capital Plan funds and \$150,000 in federal National Guard Bureau funds in FY 2005 to replace doors and windows and to upgrade the heating and air conditioning system at Building 381 of the East Greenwich training facility. The project will improve energy efficiency and reduce maintenance costs.

North Smithfield Armory - The Governor recommends the expenditure of \$87,500 in Rhode Island Capital Plan funds and \$262,500 in National Guard Bureau federal funds in FY 2003 through FY 2005 to replace deteriorated doors and broken windows in order to improve energy efficiency and reduce utility costs. The project would also replace the roof of the arms vault building to eliminate leaks and repair damaged insulation. The facility was built in 1957 and houses B Battery and the 103rd FA Brigade.

Schofield Armory - The Governor recommends expenditures of \$20,000 in FY 2002, \$147,500 in each of fiscal years FY 2003 and 2004, and \$25,000 in FY 2005 from the Rhode Island Capital Plan Fund for boiler replacement and exterior work. The Schofield Armory project, which commenced in FY 2002, includes replacement of decaying pavement around the facility, replacement of the boiler, repairs to the masonry, door and window replacement, and bringing the facility into compliance with the state fire codes. Since the armory was built in 1962, little or no maintenance has been done to the structure. Continued repair of the 35-year old boiler is not cost effective.

In addition, the Governor recommends \$90,000 in FY 2007 from the Rhode Island Capital Plan Fund for the replacement of the armory's kitchen facilities.

Warren Armory - The Governor recommends the expenditure of \$475,000 from the Rhode Island Capital Plan Fund for the rehabilitation of this facility, built in 1954. Project work would include \$154,000 in FY 2002 to repair 1999 fire damage, \$146,000 in FY 2003 and \$175,000 in FY 2004 to undertake architectural design work and interior and exterior rehabilitation (asbestos abatement, replacement of heating and water pipes, HVAC modernization, and roof, window and door replacement).

Warwick Armory – The Governor recommends the expenditure of \$50,000 in Rhode Island

Military Staff

Capital Plan funds and \$150,000 in federal National Guard Bureau funds in FY 2003 and FY 2004 to replace a 20-year old boiler with a gas powered heating system. The project will improve energy efficiency and reduce maintenance costs.

Combined Support Maintenance Shop (CSMS) – The Governor recommends the expenditure of \$100,000 in Rhode Island Capital Plan funds and \$300,000 in National Guard Bureau federal funds in FY 2003 and FY 2004 to replace deteriorated doors and broken windows in order to improve energy efficiency and reduce utility costs.

Army Aviation Support Facility – The Governor recommends the expenditure of \$75,000 in RI Capital Plan funds and \$525,000 in National Guard Bureau federal funds in FY 2003 and FY 2004 to replace deteriorated doors and broken windows in order to improve energy efficiency and reduce utility costs. The Quonset Point facility, built in the 1940's, houses the Air Guard attack and utility helicopter companies.

Organization Maintenance Shops (OMS) Vehicle Exhaust Ventilation Upgrades – The Governor recommends the expenditure of \$50,000 in Rhode Island Capital Plan funds and \$150,000 in federal National Guard Bureau funds in FY 2002 to install a new battery room and exhaust ventilation system in the OMS facilities in Warren, Warwick, and East Greenwich, as well as in the Combined Support and Maintenance Shop (CSMS) in North Smithfield. The upgrade will meet safety requirements for vehicle exhaust ventilation flow ratings.

Organization Maintenance Shops (OMS) Window and Door Replacement – The Governor recommends the expenditure of \$62,500 in RHODE ISLAND Capital Plan funds and \$187,500 in federal National Guard Bureau funds in FY 2004 to replace deteriorated doors and broken windows at the OMS #2 in Warren in order to improve energy efficiency and reduce utility costs. The OMS/CSMS facilities serve as

the primary maintenance shops for Army National Guard vehicles.

U.S. Property and Finance Office (USPFO) – The Governor recommends the expenditure of \$20,000 in FY 2002 and \$440,000 in FY 2004 and FY 2005 on an upgrade of the 20-year old heating and air conditioning system and on ADA compliance of the conversion of warehouse/storage space to office space at the Providence facility. The project will reduce expenditures on utilities and prolong the useful life of existing state assets. The expenditure includes a 25 percent state match from Rhode Island Capital Plan funds (\$5,000 in FY 2002 and \$110,000 in FY 2004 and FY 2005), and federal National Guard Bureau funds (\$15,000 in FY 2002 and \$330,000 over FY 2004 and FY 2005).

Emergency Operations Center (EOC) - The Governor recommends expenditures of \$1.3 million in FY 2002 through FY 2005 as part of Emergency Management's Emergency Operations Center expansion. The FY 2002 recommendation includes \$45,000 for the design phase of the project from federal funds. Rhode Island Capital Plan funds of \$45,000 are provided in FY 2004 based on an anticipated match rate of 50 percent. The Governor recommends expenditures of \$1.3 million in FY 2005 for the construction phase of the project. The Governor recommends allocating \$625,000 from the Rhode Island Capital Plan Fund and \$625,000 from federal funds. This facility, an addition to the existing Command Readiness Center (CRC), will provide the State of Rhode Island with a central location for the coordination of state and local governments, other agencies, State Police, Red Cross, National Guard, and the media during emergencies. The expanded area would support the disaster expansion staff from the Federal Emergency Management Agency (FEMA) Regional Offices. The facilities would also be used as a training facility for all local Emergency Management personnel.

Quonset Point Armory/Hangar - The Governor recommends \$14.1 million for the construction of

Military Staff

a new maintenance hangar/armory at Quonset Point to provide needed space and modernized facilities for soon-to-arrive Blackhawk helicopters and to upgrade and modernize the Rhode Island Army Air Guard. In FY 2005, \$100,000 in Rhode Island Capital Plan funds is provided for initial design and architectural studies. Federal National Guard funds of \$14.0 million would be provided beginning in FY 2007 for remaining design and construction.

State Police

Agency Responsibilities

The Division of State Police is responsible for providing the citizens of Rhode Island with an increased level of safety and security through a professional uniformed and investigative Law Enforcement Agency with statewide jurisdiction. The State Police carries out its mission through four divisions: the Patrol Division, Detective Division, the Administrative Division, and a Technical Support Division.

Governor's Recommendations

Barracks Renovations - The Governor recommends \$1.2 million from the Rhode Island Capital Plan Fund for barracks repairs and renovations. This project involves structural repairs and renovations to the patrol barracks in Lincoln, Hope Valley, Wickford, Chepachet, and Portsmouth, and the training academy facility in Foster. Renovations will also include the replacement of emergency generators at the various barracks. It is projected that \$100,000 will be spent in FY 2003; \$325,000 in both FY 2004 and FY 2005; and \$100,000 in both FY 2006 and 2007.

Headquarters Repairs/Renovations - The Governor recommends \$982,353 from the Rhode Island Capital Plan Fund for renovations and repairs at the Headquarters facility in Scituate. Various renovations will be conducted within the headquarters Investigative & Support building, Intelligence building, Business/Supply building, Radio Bureau, Headquarters building, and Evidence/Storage facility. It is expected that \$434,768 will be spent for this purpose in FY 2002. An additional \$125,938 is programmed in FY 2003 to complete the Phase I repairs. The Governor recommends \$140,000 in FY 2004 for Phase II of the renovation project.

Parking Area Improvements - The Governor recommends \$234,500 from the Rhode Island Capital Plan Fund for improvements to the parking areas at the various patrol barracks.

Funding includes \$158,410 in FY 2004 and \$50,000 in FY 2005.

Headquarters Complex Expansion - The Governor recommends \$1.4 in Rhode Island Capital Plan funds to rehabilitate and repair three buildings previously occupied by the Rhode Island National Guard that have been transferred to the State Police. These buildings are contiguous to the State Police headquarters site in Scituate. It is projected that expenditure of these funds will commence in FY 2005 with \$350,000. Expenditures of \$425,000 and \$605,000 are recommended for FY 2006 and FY 2007, respectively.

Department of Environmental Management

Agency Responsibilities

The Department of Environmental Management is responsible for administering an extensive capital program, both internally and for various agency, municipal and non-profit beneficiaries. The major project categories are described below.

Anti-pollution Programs – The department manages grants from general obligation bond authorizations for various municipal anti-pollution projects. Federal anti-pollution financing was changed from outright grants to capitalization grants to create state revolving loan funds in 1990. The Rhode Island Clean Water Finance Agency is the fund manager for the resulting capital loan pool, while the department provides technical oversight and approval of the design and construction projects financed by the agency. Other departmental bond authorizations provide financing for the design and construction of facilities to upgrade the water quality of the Pawtuxet River, involving the Cranston, Warwick, and West Warwick sewer districts.

Hazardous Waste Programs – The department operates programs from the Environmental Response Fund for environmental emergencies. Activities include response, evaluation, cleanup, investigation, enforcement, legal action, avoidance activities, and remedial actions. Other bond authorizations have financed hazardous waste reduction studies, underground storage tank replacement, and a non-point source pollution management program. Some federal Superfund remediation projects require matching state contributions.

Aquafund Projects – The Rhode Island Aquafund was established by bond referendum to provide financing for antipollution projects to improve Narragansett Bay water quality. The program finances state, local and private sector projects for planning and design, for construction and equipment, for activities including pilot and prototypical projects, for

wastewater pretreatment and treatment, and for urban runoff abatement projects.

Open Space and Natural Land Protection – The department manages state acquisitions and grants to municipalities and non-profit agencies for the acquisition of title and development rights to critical natural resources. Open space is acquired to preserve lands from private development. Development rights purchases allow private ownership of land while protecting the existing level of use, generally as farmland or open space.

Municipal Recreation Projects – The department administers grant programs for municipal acquisition and development of recreational lands and facilities. Bond financing is provided on a 50 percent matching basis; distressed communities are eligible for 75 percent financing. Certain bond authorizations provide 100 percent financing for specific municipal facilities.

State Recreation and Infrastructure Facilities – The department operates natural resource areas, commercial fishing piers, public recreational facilities, for which both bond authorizations and Rhode Island Capital Plan funds provide state financing for acquisition, development, and renovation. Additional funds from federal, restricted and private sources are utilized for capital development and repairs. The department also undertakes restoration and repair of state-owned dams in need of structural improvements with Rhode Island Capital Plan funds.

Coastal Habitat Restoration Project – In FY 2002, the department initiated a coastal habitat restoration project to enhance fish populations and reduce mosquito populations.

Department of Environmental Management

Governor's Recommendations

Anti-pollution Projects

Sewer Interceptors - The Governor recommends issued general obligation bond proceeds for interceptors in the amounts of \$500,000 in FY 2002 and \$648,245 in FY 2003. The Governor recommends unissued proceeds in the amount of \$500,000 for each year from FY 2004 through FY 2007. Post FY 2007, \$634,563 in unissued proceeds is recommended. This funding allows the department to provide a 50 percent match to municipalities for the construction of interceptor sewer lines. Changes to department regulations regarding mandatory residential tie-ins is expected to accelerate demand for interceptor funds beginning in FY 2003.

Governmental Water Pollution Control Facilities - The department proposed in FY 2001 that \$1.1 million in authority in the governmental entities segment of the Environmental Trust Fund be allocated for septic system and stormwater management plans to communities not anticipated to be served by sewers. The completed plans will allow residents within these communities to access the Community Septic System Loan Program administered by the Rhode Island Clean Water Finance Agency and the department. The Governor concurred with this proposal and recommends \$18,101 in issued proceeds in FY 2002. Unissued proceeds in the amount of \$465,000 in FY 2003, \$500,000 in FY 2004 and \$190,345 in FY 2005 is also recommended.

Non-Governmental Entities Grants - The Governor recommends \$219,760 from issued general obligation bond proceeds in FY 2002 for grants to non-government agencies for sewage treatment and water pollution abatement projects identified in the State Guide Plan Element 715, Comprehensive Conservation and Management Plan for Narragansett Bay.

Pawtuxet River Water Quality Improvements - The Governor recommends \$9.2 million from

issued general obligation bond proceeds in FY 2002 for the cities of Cranston, Warwick and West Warwick, and \$2.0 million in unissued proceeds in FY 2003 for the city of Cranston. The funds provide for the design, engineering and construction of facilities and activities to improve the water quality of the Pawtuxet River. The program receives its funding from 1989 and 1990 bond authorizations totaling \$19.0 million for the three communities. The intent of the bond authorizations is to address the severe water quality problems existing in the Pawtuxet River due to point source and non-point source pollution. The cities of Warwick and West Warwick are expected to complete their projects in FY 2002.

Hazardous Waste Programs

Superfund - The Governor recommends \$14.0 million from FY 2003 through FY 2007 for the Superfund site cleanup program, including the Rose Hill Landfill in South Kingstown. The funds allow the state to fulfill its obligation relative to remedial action on this and other Superfund sites, as mandated by the Comprehensive Environmental Resource Conservation and Liability Act.

General revenue in the amounts of \$1.0 million in FY 2003, \$1.8 million in FY 2004, \$1.8 million in FY 2005, \$1.8 million in FY 2006, and \$729,685 in FY 2007 will be matched 50 percent with federal funds in each year. The state is indirectly liable for the clean up; financing the remediation project with federally matched funds is required. The site is not on state-owned property, and therefore ineligible for Rhode Island Capital Plan funding.

Environmental Response Fund - The Governor recommends \$120,165 in issued proceeds in FY 2002 as contingency funding in the event of an environmental emergency to cover costs of investigation, evaluation and remediation.

Aquafund Projects

Department of Environmental Management

Administration – The Governor recommends \$41,090 from issued general obligation bond proceeds in FY 2002 for administrative council support and wastewater treatment grant administration. Grant awards are expected to end in early FY 2002, although grant administration will continue for the project period specified in the awards.

Planning and Program Development – The Governor recommends \$122,111 from issued general obligation bond proceeds in FY 2002 to complete planning and program development studies on non-point source sediment pollution and restoration of anadromous fish runs on the Blackstone River.

Pilot and Prototypical Projects – The Governor recommends \$73,017 from issued general obligation bond proceeds in FY 2002 to complete pollution remediation in Narragansett Bay, including eelgrass transplant restoration modeling in saltmarshes and coastal wetlands.

Wastewater Treatment Grants - The Governor recommends \$411,974 from issued general obligation bond proceeds in FY 2002 for wastewater treatment grants to the communities of Cranston, Smithfield, Burrillville, Warwick and East Greenwich, and the communities served by the Narragansett Bay Commission. The grants are used to formulate wastewater treatment management plans in an effort to reduce nutrients and sediments in plant effluent.

Non-point Source Pollution and Stormwater Runoff Abatement – The Governor recommends \$71,860 from issued general obligation bond proceeds in FY 2002 to finance projects that reduce non-point source pollution in the neighborhoods and farmlands of the Narrow River watershed in Narragansett.

Open Space and Natural Land Protection – The Governor recommends \$12.6 million from FY 2002 through FY 2007 for open space and land acquisition purchases by the department. Land

acquisition includes land and development rights to preserve coastal access and shoreline open space, including land acquisition and development rights related to the implementation of the Greenspace Plan. Under the Plan, the department uses state bond funds combined with federal and non-profit funds (i.e. Nature Conservancy, Champlin Foundation, Audubon Society, and various land trusts) to coordinate preservation projects and acquire real estate. Goals of the department's land acquisition program include watershed protection, expansion of open space and recreation areas, protection of greenways, easements to recreation lands, and preservation of wildlife habitat and natural heritage areas.

The Governor supports the department's goal of acquiring 1,200 acres of open space per year. In FY 2002, \$3.3 million from issued general obligation bond proceeds and \$500,000 from federal funds is recommended for this purpose. In FY 2003, FY 2004 and FY 2005 the Governor recommends \$2.0 million in each year from unissued general obligation bond proceeds from the Environmental Management bond referendums approved in 1989 and 2000. Federal funds each year in the amount of \$500,000 are also recommended. In FY 2007, \$825,000 in unissued authority and \$500,000 in federal funds is recommended for expenditure.

Farmland Preservation and Acquisition – The Governor recommends \$2.1 million from issued general obligation bond proceeds in FY 2002 and \$500,000 in federal funds for farmland development rights. The goals of the program include the maintenance of a viable agriculture industry for economic, natural heritage and biodiversity benefits. The Governor recommends additional funding of \$1.0 million in FY 2003, FY 2004, FY 2005 and FY 2006. Federal funds of \$500,000 are also recommended in each year from FY 2002 to FY 2004. Through November 2000, the program has protected 3,500 acres of farmland.

Municipal Recreation Projects

Department of Environmental Management

Roger Williams Park – In FY 2002, the Governor recommends \$12,216 in issued proceeds from the 1989 bond authorization and \$502,000 in issued proceeds from the 2000 bond authorization to finance ongoing renovations and improvements to Roger Williams Park in Providence. In addition, the Governor recommends issuance of \$500,000 in FY 2003 and \$498,000 in FY 2004 from the 2000 bond authorization for this project.

Local Land Acquisition - The Governor recommends \$4.1 million in issued proceeds in FY 2002 for grants to municipalities for the acquisition and development rights of coastal and shoreline access points, open space land and land suitable for public recreational facilities. The program provides funds for up to 75 percent of the purchase price of land. In FY 2003, \$818,887 in issued bond proceeds, \$938,300 in unissued proceeds from the 1998 authorization, and \$2.2 million in unissued proceeds from the 2000 authorization will be made available for grants to the communities. In both FY 2004 and FY 2005, \$3.6 million of the 2000 authorization will be made available. In FY 2006, the remaining \$2.0 million will be issued for the local land acquisition program for a total of \$11.4 million over the plan period. Since 1988, the program has preserved 5,800 acres of local open space.

Local Recreation Development – In FY 2002, the Governor recommends \$3.7 million from issued general obligation bond proceeds and \$750,000 in federal funds for grants to municipalities to acquire, develop and rehabilitate local recreational facilities. The program provides funding assistance for up to 50 percent of total project costs. Fiscal year 2002 recognizes the availability and use of new federal funds for the program.

Distressed community grants are also made available to urban municipalities for recreational land and facility purposes. The Governor

recommends \$500,000 in issued proceeds in FY 2002 and \$500,000 in unissued proceeds in FY 2003 for the five cities currently eligible under the program guidelines.

In FY 2003, the Governor recommends \$1.0 million in issued proceeds and \$2.7 million in unissued proceeds for the municipal recreation facilities grant program. In FY 2004, the Governor recommends \$1.5 million in unissued proceeds from the 2000 authorization. In FY 2005 and FY 2006, \$1.0 million from the 2000 authorization is recommended for each year. A total of \$4.5 million in federal funds is recommended in the amount of \$750,000 in each year from FY 2002 through FY 2007.

Local Bikeways & Recreational Greenways - The Governor recommends \$1.6 million in issued proceeds in FY 2002 for the design and construction of local bikeways and recreational greenways, including off-road facilities connecting Rhode Island parks, open space, and other greenways. The department provides 50 percent matching grants to the local communities. In FY 2003, \$1.0 million in issued proceeds and \$1.0 million in unissued proceeds is recommended. The remaining \$986,000 of the 1998 authorization will be issued in FY 2004.

State Recreational Facilities

Facilities Improvement - The Governor recommends during the plan period a total of \$16.6 million including Rhode Island Capital Plan funds, federal dollars, and issued and unissued general obligation bond proceeds for asset protection projects of the department. Projects in process include: improvements and rehabilitation to Pulaski State Park and the George Washington Campground in Glocester; replacement of an entrance bridge in Lincoln Woods State Park; and various improvements to the infrastructure of the department's extensive park system. The financing also includes plans

Department of Environmental Management

for the development of Snake Den State Park in Johnston.

In FY 2002, the Governor recommends \$455,472 in issued proceeds, \$525,000 in restricted receipt funds, \$75,000 in Rhode Island Capital Plan funds, and \$1.3 million in federal dollars for the program. In FY 2003, recommended financing includes \$1.0 million in unissued funds from the 2000 bond referenda and \$750,000 in federal funds.

In FY 2004, the Governor recommends \$1.0 million in unissued proceeds, \$829,710 in Rhode Island Capital Plan funds and \$750,000 in federal funds for the facilities operated by the Park and Forestry divisions. In FY 2005, \$1.0 million in unissued authorization, \$2.4 million in Rhode Island Capital Plan funds and \$750,000 in federal funds is recommended. In FY 2006 and FY 2007 respectively, \$2.3 million and \$2.0 million Rhode Island Capital Plan funds is recommended. Federal funds in the amount of \$750,000 in both FY 2006 and in FY 2007 will also be made available.

Fort Adams Restoration – In FY 2002, the Governor recommends \$350,000 in Rhode Island Capital Plan funds and \$6,238 in issued proceeds as a public funds match for private and non-profit fundraising by the Fort Adams Foundation and Fort Adams Trust in Newport. In FY 2003 and FY 2004, \$250,000 of Rhode Island Capital Plan funds will be used in each year. Project completion is expected in FY 2005 and will require \$150,000 of Rhode Island Capital Plan funds. The project will restore the historic fort structures at the site. The Department of Transportation is constructing a new marine terminal and dock facilities to attract visitors to this Rhode Island park.

State Bike Paths - The Governor recommends \$1.8 million in issued proceeds in FY 2002 for State Bike Paths. In fiscal years 2003 and 2004, the Governor recommends \$1.0 million per year in unissued proceeds and \$995,000 of unissued proceeds in FY 2005. Federal Highway

Administration fund dollars are also available for these projects. The program develops bike paths to maximize citizen access to Rhode Island's natural and recreational areas in addition to relieving traffic congestion. Potential paths to be developed include the Blackstone River Corridor, the South County Trail and the Trestle Trail in Kent County, as well as proposed municipal bikeways on Aquidneck Island and along the Woonasquatucket River. Federal Highway funds are bracketed on Schedule 4 and are included as part of the Highway Improvement Program under the Department of Transportation section of the Capital Budget.

State Infrastructure Facilities

Piers - The Governor recommends \$7.7 million from Rhode Island Capital Plan funds from FY 2002 through FY 2007 to repair and replace pilings, electrical systems, and bulkheads at Galilee Piers (\$5.4 million), Newport Piers (\$1.9 million) and Wickford Piers (\$450,000). These port facilities support commercial fishing and are integral to both the fishing and tourism industries. To date, \$4.7 million has been expended on the Galilee and Newport Pier projects.

Westerly Boat Ramp – The Governor recommends \$87,000 in FY 2002 to complete paving at the recently completed town boat launching facility. A storm water treatment unit will be installed in compliance with coastal area regulations.

Fish & Wildlife Office/Laboratory - The Governor recommends \$1.8 million, including \$829,365 from the Rhode Island Capital Plan Fund, \$275,000 from restricted receipt funds, and \$400,000 from federal funds for FY 2002 to complete renovations to the facilities at Fort Wetherill for the Fish & Wildlife Division. Two existing historic structures have been rehabilitated to accommodate and consolidate the marine headquarters office and operations. Construction of one building supports the

Department of Environmental Management

laboratory functions of the Fish and Wildlife Division. Establishment of a base for the Division's marine fleet and a saltwater wet-lab will also be accomplished. Federal funds in the amount of \$369,590 will be available in FY 2003 for final financing requirements of the project

Fish & Wildlife Maintenance Facility – The Governor recommends \$75,000 in FY 2004 to begin improvements to the maintenance facility at the Great Swamp Management area. The existing facility is inadequate to store the maintenance equipment, surface and marine fleet, and research apparatus used at the management area. In FY 2005, \$250,000 of Rhode Island Capital Plan funds and \$500,000 in federal funds is recommended. The Governor recommends \$250,000 in Rhode Capital Plan funds for project completion in FY 2006.

Great Swamp Wildlife Management Area - The Governor recommends \$250,000 of federal funds for FY 2003 to begin design of new operations facilities at the Great Swamp Management Area in South Kingstown. In FY 2004, \$400,000 of Rhode Island Capital Plan funds and \$400,000 of federal money will be used. In FY 2005, \$600,000 of federal funds and \$600,000 of Rhode Island Capital Plan funds is programmed in the plan. The department plans to add office space, laboratories, storage and a workshop/class space for the Wildlife section and relocate the main office from Wakefield. The new facility will have public access from the nearby state-funded bike path and will serve as a gateway entrance to the management area.

Allendale Dam – The Governor recommends \$41,680 from the Rhode Island Capital Plan Fund in FY 2004 for repairs or enhancements at this state-owned dam.

Boyd's Marsh Habitat Restoration – The Governor recommends a total of \$2.0 million from FY 2002 through FY 2006 for the restoration of Boyd's Marsh in Portsmouth.

Restoration of this marsh will enhance various shellfish and finfish populations of Mount Hope Bay, which have been in serious decline for the past several years. The project will also return natural fauna to the inter-tidal marsh, providing control of mosquitoes and associated benefits to the public health. The project also has value as a demonstration habitat restoration project and will serve as an indicator of cost, environmental benefit and economic outcome for future reference. The U.S. Army Corps of Engineers has initiated the project; the state provides 25 percent of project cost as a match to the federal funds.

The Governor recommends Rhode Island Capital Plan Funds of \$70,000 in FY 2002, and \$550,000 in federal funds in FY 2003. In FY 2004, \$330,000 of Rhode Island Capital Plan funds and \$550,000 of federal funds is planned. In FY 2005, \$100,000 in Rhode Island Capital Plan funds and \$200,000 in federal funds is recommended. Project completion in FY 2006 will require \$200,000 in federal funds.

State-Owned Dams Rehabilitation - The Governor recommends \$7.2 million from the Rhode Island Capital Plan Fund from FY 2002 through FY 2007 to repair state-owned dams in various recreation and management areas operated by the department. The department has identified 49 dams within its ownership that require some level of repair or rehabilitation. Dams that are currently under design or construction include Stillwater Reservoir Dam in Smithfield, initiated in the Fall of 2001, repairs to the Bleachery Pond Dam in East Greenwich, and two dams in the J.L. Curran Management Area in Cranston. The department is also preparing to address potential high-hazard dam failure as necessary. The Bowdish Lake dam repair project was completed in FY 2001 at a cost of \$955,411.

The Governor recommends \$597,185 in FY 2002, \$250,000 in FY 2003, \$1.7 million in FY 2004, \$1.6 million in FY 2005, \$2.2 million in FY 2006, and \$850,000 in FY 2007. The

Department of Environmental Management

Governor's financing plan for dams allows the department to sustain a consistent repair program, thus reducing the liability for state-owned dams.

Coastal Resources Management Council

Agency Responsibilities

The Rhode Island Coastal Resources Management Council is responsible for managing the coastal resources of the state, through long-range planning, so they are both preserved and, where possible, restored. The planning is embodied in the R.I. Coastal Resources Management Program, adopted in 1976, federally approved in 1978, and revised substantially in 1983 and 1996. The program defines the various types of shorelines and the activities and restrictions appropriate for each. For example, 70 percent of Rhode Island's shoreline is designated as either conservation or low intensity use and is protected from commercial development through restrictions on the type of allowable water structures.

In addition to the permitting process and other regulatory activities, the Council acts as the lead agency for Rhode Island's dealings with the U.S. Army Corps of Engineers. The latter administers funds for various capital project activities such as the dredging of the Providence shipping channel, the restoration of habitat along Rhode Island's south shore, and beach replenishment and restoration.

Governor's Recommendations

Habitat Restoration of Allin's Cove – The Governor recommends the expenditure of \$172,000 in Rhode Island Capital Plan funds in FY 2003 to restore coastal wetlands at the mouth of the Allin's Cove embayment in Barrington. The project, financed with 25 percent state and local funds of \$190,000 and Army Corps of Engineer funds of \$570,000, would restore a high value coastal ecosystem, as well as end erosion of the western shore.

Dredging of Providence River Shipping Channel – The Governor recommends the expenditure of \$9.0 million, \$4.5 million in both FY 2003 and FY 2004, from restricted receipts (Oil Spill Prevention, Administration and Response Fund, OSPAR). This funding will provide a 25 percent

match for federal Army Corps of Engineer funding of \$26.0 million to dredge the Providence River shipping channel to its mandated depth of 40 feet below mean sea level. Currently, the channel, last dredged in the 1970's, is shoaling with significant loss of depth and narrowing in some areas. Dredging to the mandated depth would keep the Port of Providence in operation for the import of major economic staples. The total design and up-front construction cost of the project (state and federal) is currently estimated at \$35.0 million.

South Coast Restoration Project – The Governor recommends the expenditure of \$3.0 million in Rhode Island Capital Plan fund, \$145,000 in FY 2003, \$968,267 in FY 2004, and \$932,267 in FY 2005 and FY 2006, on a project to dredge breachways and tidal deltas for eelgrass habitat restoration, to replenish beach areas, and restore fish passage. General revenue funds of \$263,095 have been spent on environmental and feasibility studies of the project. Local funds of \$107,264 were received for these studies from the towns of Westerly, Charlestown, and South Kingstown. These studies will be conducted over a two-year period, and are required for the Army Corps of Engineers to determine the required actions and costs of the construction phase. Rhode Island's share for construction costs would be 35 percent, with federal Army Corps of Engineer funds of \$5.5 million (not yet appropriated by Congress) providing 65 percent. The total cost of the construction phase of the project (federal and state) is estimated to be \$8.5 million.

Clean Water Finance Agency

Agency Responsibilities

The Clean Water Finance Agency (CWFA) functions as a body politic, a corporate and public instrumentality having a distinct legal existence from the State of Rhode Island. The mission of the agency is to provide low-cost financing to municipalities, suppliers of drinking water, sewer commissions and wastewater management districts by means of the State Revolving Fund (SRF) programs. The SRF programs are designed to leverage state bond funds, increasing the availability of money to borrowers by a ratio of 10 to 1. The SRF loan programs consist of a Clean Water SRF, a Safe Drinking Water SRF and a R.I. Water Pollution Control Revolving Fund.

The Clean Water SRF is capitalized by federal Environmental Protection Agency (EPA) capitalization grants, proceeds from the 1986, 1990 and 2000 general obligation bond referenda and other borrowing as authorized. An estimated \$1.2 billion will be required to address Rhode Island's wastewater priorities through 2012. Eligible projects include water pollution control facility capital improvements, non-point pollution reduction programs (including landfill closures and septic systems repairs), and estuary protection programs.

To be eligible for Clean Water SRF financing, projects must meet EPA criteria, be approved by the Department of Environmental Management, and meet CWFA criteria as to financial soundness. Once approved by all parties, projects are funded by federal, state and/or investors' dollars acquired by the sale of tax-exempt revenue bonds. States are required to provide a match of 20 percent of available federal funds. The state match is currently being funded from the \$34.0 million 1990 Clean Water Finance Agency general obligation bond authorization. To date, the Clean Water SRF loan program has provided subsidized interest loans to 20 communities and the Narragansett Bay Commission totaling \$206.8 million. Through its leveraged program, which will include proceeds

from the Water Quality Management bond authorization, the CWFA makes \$10 available for wastewater pollution control programs for every \$1 of state match. The CWFA can also make direct loans using federal and state match dollars.

The Safe Drinking Water SRF is designed to function in the same manner as the Clean Water SRF. With the Department of Health as its regulatory partner, the CWFA will use the Safe Drinking Water SRF to finance the acquisition, design, planning, construction, enlargement, repair, protection or improvement to public drinking water supplies. Currently there are 484 active public water systems in the State of Rhode Island. The drinking water systems that are eligible for Safe Drinking Water SRF loans are community water systems, both private and publicly owned; and non-profit, non-community water systems. The Department of Health has estimated the total funding need of Rhode Island's public systems over the next 20 years to be around \$656.0 million.

In August 1996, the 104th Congress approved the Safe Drinking Water Act Amendments that, for the first time, authorized the award of EPA capitalization grants to safe drinking water SRFs. Rhode Island's share of the capitalization grant monies is estimated to be \$7.8 million per year for the next several years. To be eligible for these funds, the state is required to provide a 20 percent state match. Federal regulations did not require the 1997 capitalization grant state match until September 30, 1999; however, the 1998 capitalization grant state match was due by September 30, 1998. Since then the 1999 and 2000 capitalization grants have been received and the 2001 grant is expected in the fall of 2002. Total EPA funds of \$17.1 million have been received, matched by \$3.9 million in funds from the 1987 general obligation Watershed Protection bond.

While the CWFA has made \$10.2 million in subsidized market rate SRF loans to date, it has made non-subsidized, market rate, conduit financing loans. In 1995, the Agency loaned \$12.0 million to the Providence Water Supply

Clean Water Finance Agency

Board. In FY 1997, the Agency loaned \$28.5 million to the City of Cranston for the privatization of the city's wastewater treatment facility.

The R.I. Water Pollution Control revolving Fund (RIWPCRF) receives the state capital contribution, including proceeds from the Water Quality management bond authorization, before the funds are transferred to the Clean Water and Drinking Water SRFs. The CWFA uses interest and loan repayments to finance projects not meeting federal requirements. The Agency made a \$920,000 loan to South Kingstown in 1992 for sewer expansion, as well as facility plan loans in 1998-1999 to Bristol and Smithfield.

Governor's Recommendations

Clean Water State Revolving Fund - The Governor recommends expenditures of \$4.9 million from issued general obligation bond proceeds in FY 2002. Based upon Clean Water Finance Agency estimates of the amount of state matching funds required to support SRF loan requests by municipalities, sewer commissions and wastewater management districts, the Governor recommends expenditures of \$12.7 million to be funded from previously authorized but unissued bond proceeds for FY 2003 through FY 2005. A large portion of the Agency's Clean Water SRF loans will support Phase I of the Narragansett Bay Commission's Combined Sewer Overflow Abatement project. Overall expenditures in this program, including revenue bond funds and Environmental Protection Agency funds, are \$384.8 million in FY 2002 through FY 2007. Zero interest subsidies for loans from the Clean Water State Revolving Fund will be financed from leveraged funds supported by the Water Quality Management bond authorization, the referendum approved in November 2000.

Safe Drinking Water State Revolving Fund – The Governor recommends SRF loans of \$28.1 million in FY 2002. Over the period FY 2002 through FY 2007, the Governor recommends

SRF loans of \$180.7 million. To provide the necessary twenty percent state match to qualify for the EPA capitalization grants for FY 2003 through FY 2005, the Governor recommends the use of \$3.0 million in bond issuance from the 2000 Water Quality Management Bond authorization. Nevertheless, the state intends to encourage the use of Agency resources as much as possible to match federal grants. At least ten states use revenue bonds as the sole source of the state match for SRF loan programs. Only five of the fifty states rely on general obligation bonds for match funding for federal EPA capitalization grants. For FY 2005 through FY 2007, the Governor recommends the use of \$1.5 million in agency revolved capitalization grants. For subsequent years, the Governor recommends that the Agency issue revenue bonds. These resources will match \$40.2 million in EPA capitalization grants in FY 2002 through FY 2007.

Water Pollution Control Revolving Fund - The Governor recommends the utilization of interest earnings on Clean Water bonds issued by Rhode Island to finance the Water Pollution Control Revolving Fund. The Agency has spent \$1.2 million to date in interest earnings, and will spend an additional \$50,000 from interest earnings a year in FY 2002 through FY 2005, as well as loan repayments (estimated at \$121,295 in FY 2002 and approximately \$167,000 a year thereafter), to finance additional loans in the Clean Water State Revolving Fund.

In addition, the \$60.0 million in bond proceeds authorized in the Water Quality Management bond referendum have been issued and has been deposited into an investment account commensurate with current arbitrage rules and regulations. These bonds have been issued to enable the Agency, in combination with other Agency resources (loan repayments, investment proceeds, previously authorized federal and state capitalization grants), to leverage up to \$210.0 million in funds (\$70.0 million a year for three years) for the following purposes:

Clean Water Finance Agency

- Not more than \$3.0 million in bond proceeds can be used to provide state matching funds for the Drinking Water State Revolving Fund to finance drinking water projects by private and public community water systems.

- The remaining \$57.0 million will be loaned to the Narragansett Bay Commission. Since the 2000 referendum provides that a minimum of \$70.0 million be provided to the Narragansett Bay Commission in zero interest loans for the Combined Sewer Overflow project, the Agency will provide an additional \$13.0 million out of available resources.

-The \$57.0 million will create a flow of funds that will be invested above bond yield. This flow, along with interest income generated by the loan, will be provided to other municipalities and agencies to establish a zero interest rate buy down program. The program would reduce the interest rate paid by eligible borrowers from the subsidized rate reduction of 33 and 1/3rd percent from the market rate currently provided by the Agency to zero percent.

Projects eligible for zero percent financing include water pollution abatement projects, such as wastewater treatment facilities, sludge improvement projects, sewer construction to relieve septic systems, planning/feasibility studies to support water quality restoration projects (including stormwater treatment and nutrient reduction), and implementation of stormwater treatment and other nonpoint source water pollution abatement projects.

Narragansett Bay Commission

Agency Responsibilities

Narragansett Bay Commission (NBC) - In 1991, legislation was enacted which merged the Blackstone Valley District Commission (BVDC) into the NBC. The merger took effect in January 1992, at which time the BVDC legally ceased to exist. As a result of the merger, NBC's service area was expanded to include the areas formerly served by the BVDC, including the cities of Pawtucket and Central Falls, and portions of the towns of Cumberland, Lincoln, Smithfield and the City of East Providence.

The merging of BVDC into NBC resulted in the consolidation of the two largest wastewater treatment facilities in Rhode Island. The Field's Point plant, which services NBC's original district, handles average dry weather flows of 50 million gallons per day (mgd) and the Bucklin Point facility, which services the area formally served by the BVDC, handles average dry weather flows of 23 mgd. Together, these two facilities serve 10 communities and 300,000 people or about one-third of Rhode Island's population.

NBC owns, operates and maintains seven pump stations. Four of the seven are within the original NBC district, while three are within the former BVDC district.

NBC is responsible for 86 of the 89 combined sewer overflows (CSOs) in Rhode Island (59 in the original NBC district and 27 in the old BVDC district), over 89 miles of underground interceptors and 32 tidegates.

While BVDC ceased to exist as a legal entity in January 1992, the following discussion on each agency's bond authorizations is provided to place the State's general obligation commitment to NBC and BVDC in a historical perspective. In November of 1980, the voters approved a bond issue of \$87.7 million to finance capital improvements to be undertaken by the Narragansett Bay Water Quality Management District Commission. In 1990, \$15.0 million of

this authorization was reallocated by a referendum to the Blackstone Valley District (\$6.0 million) and the Pawtuxet River District Commission (\$9.0 million). In November 1992, the voters approved a \$15.0 million bond referendum that restored to NBC the funds that had been reallocated to the Blackstone Valley District and the Pawtuxet River District Commission. Although the \$93.7 million of bonds are general obligations of the state, user fees are required under the authorizing statute of the Commission to support debt service costs for no more than \$14.1 million of such bonds and general operating expenses and other debt service requirements of the Commission.

While the size and timing of this 1980 bond authorization was based upon the anticipated termination of the federal Clean Water Act grant program, the federal program continued for several years providing the Commission with additional resources. Since the Commission assumed full responsibility for the metropolitan Providence system on May 2, 1982, it has received authorization for \$65.4 million in grants from the United States Environmental Protection Agency, under provisions of the Clean Water Act, and \$13.1 million in matching grants from the Rhode Island Department of Environmental Management. In addition, the Clean Water Finance Agency has provided the Commission \$72.2 million in below-market rate State Revolving Fund loans. While the Commission is authorized to issue its own revenue bonds to finance system-wide improvements, it has not issued any revenue bonds since its inception.

Governor's Recommendation

Wastewater Treatment Facility Projects – The Commission proposes to expend over \$87.1 million through FY 2006 in Clean Water State Revolving Fund loans on various wastewater treatment facilities. Major projects include improvements to the Field's Point facility for short-term solids handling and effluent discharge standards for nitrogen and ammonia, and

Narragansett Bay Commission

improvements to the Bucklin Point facility to improve wet weather capacity.

Sewer System Improvements and Maintenance – The Commission proposes to expend over \$26.6 million through FY 2007 (primarily in Clean Water State Revolving Fund loans) on sewer system projects, including the NBC Corporate headquarters, Inspection/Evaluation of CSO Interceptors, Geographic Information System Implementation, Washington Highway and Omega Pump Stations, Johnston Interceptors, and Saylesville Pump Station.

Comprehensive CSO Program (Alternative 17) – In FY 2001 through FY 2004, the Governor recommends expenditures of \$21.0 million in issued general obligation bonds (1990, Chapter 434) for Phase I of the stakeholder-approved Comprehensive CSO Abatement project. As of FY 2001, an additional \$21.0 million in general obligation bonds (1980, Chapter 342) had been expended on this project. (Note: these funds are no longer reflected on Schedule 4 since they have been fully expended.)

In addition to issuing general obligation bonds that provide a direct subsidy to the Commission, the state subsidizes a portion of the interest on the State Revolving Fund loans taken out by the Commission to finance the CSO program by providing the twenty percent match required by the Clean Water Finance Agency for EPA capitalization grants. The twenty percent state match and the EPA capitalization grant funds are placed in a “local interest subsidy trust fund” and used to offset interest costs. The debt service on these general obligation bonds issued by Rhode Island is an obligation of the state, not the Commission.

These loans are displayed as “Clean Water State Revolving Fund” on Schedule 4 of this document. Between FY 2001 and FY 2007, the Narragansett Bay Commission is requesting State Revolving Fund loans of \$280.4 million. \$70.0 million of this total is guaranteed to the

project from leveraged funds generated as a result of the \$60.0 million Water Quality Management bond authorization passed in November 2000. These general obligation bonds to be issued to the Clean Water Finance Agency would be leveraged with federal funds to provide a total of \$215.0 million in zero interest loans to communities and wastewater treatment operators.

The Combined Sewer Overflow (CSO) project will mitigate the impact of wet weather overflows on Narragansett Bay water quality by means of two tunnels, two pump stations, five CSO interceptors, and twelve separation projects. Phase I included in the current capital budget includes design and construction of the 16,000-foot main spine tunnel and pump station. Construction of the dropshafts began in the summer of 2000. Construction of the main spine tunnel is scheduled to begin in early 2002.

In addition to the \$32.0 million in general obligation bonds and the Clean Water State Revolving Fund zero interest loans, the Agency will continue to pursue federal financing in order to further reduce the burden on Commission ratepayers who would experience increases in rates to pay off the remaining revolving loan funded portion of the project. Federal funds of \$1.1 million will be expended in FY 2002.

State Water Resources Board

Agency Responsibilities

The Rhode Island Water Resources Board is responsible for the development and regulation of a safe and adequate water supply today and into the future for Rhode Island's citizens through the 34 municipal water supply systems located around Rhode Island. The agency's responsibilities include the planning and development of water supplies, both surface and ground, so that they are available when required, both in terms of quality and quantity. Rhode Island's 34 municipal water supply systems serve 90 percent of Rhode Island's population.

Approximately 85 percent of the water supply comes from surface water and 15 percent comes from the ground. The Water Facilities Assistance Program utilized general obligation bond funds from 1983 and 1986 bond authorizations to provide matching grants to local governments for water supply projects. The program provided reimbursement of up to 25 percent of eligible construction costs of water supply transmission facilities. Authorizations also provided up to fifty percent grants for transmission improvements benefiting more than one system.

The 1988 Public Drinking Water Protection bond authorization provides funding to supplement suppliers' funds and revenue bonds to finance watershed protection activities, including land acquisition.

Governor's Recommendations

Bristol County Water Treatment Facilities - The Governor recommends the use of issued proceeds of \$711,725 in FY 2002, \$1.1 million in FY 2003 and \$1.6 million in FY 2004, as well as general revenue funds of \$1.3 million in FY 2004 and \$400,000 in FY 2005. Under R.I.G.L. § 46-15.5, the Rhode Island Water Resources Board is required to upgrade the Bristol County Water Authority Water Treatment Plant to comply with the Safe Drinking Water Act, upgrade the Shad Factory Transmission main to the plant, and upgrade reservoir facilities located primarily in

the State of Massachusetts. The initial task will be to engage engineering expertise in order to determine actual needs, costs and timing and priority. The physical condition of the system is presently being investigated, as is the suitability of employing alternative methods of rehabilitation.

Big River Management Area Water Survey Project - The Governor recommends the use of \$11.0 million in revenue bonds to complete the project for water sales to suppliers through the development of a supplemental water supply within the Big River Management Area.

Big River Management Area Maintenance - The Governor recommends \$476,405 through FY 2007, including \$76,405 in FY 2002 and \$80,000 in each year from FY 2003 to FY 2007 from the Rhode Island Capital Plan Fund to upgrade infrastructure to protect the board's tenants and the public utilizing the Big River Management Area.

Statewide Emergency Water Interconnect Study - The Governor recommends \$2.4 million from issued general obligation bond proceeds in FY 2002 to finance the identification and costs of current and potential interconnections between Rhode Island's thirty (30) largest water systems. These interconnections will enable the transfer of water from system to system in the event of emergency pipe breaks, contamination of water sources, or drought. The Governor recommends \$3.4 million from unissued general obligation bond proceeds for FY 2003 through 2004 to develop and implement the rules and regulations of the interconnect program.

Water Allocation Plan - The Governor recommends \$175,000 and \$625,000 from the Rhode Island Capital Plan Fund in FY 2003 and FY 2004, respectively, and \$400,000 in FY 2005 and FY 2006, and \$210,000 in FY 2007 to determine the availability of Rhode Island's water resources. This will allow the Water Resources Board to equitably distribute water resources among competing demands. This

State Water Resources Board

legislative mandated activity will enable planners, water suppliers, and state and local governments to evaluate the availability of water to support population and economic growth, to project water resources and water resource degradation, and to examine corrective action to avoid environmental and economic loss.

Supplemental Water Supplies Development –

The Governor recommends \$1.3 million from the Rhode Island Capital Plan Fund, including \$400,000 in FY 2004, \$600,000 in FY 2005, and \$300,000 in FY 2006 to partner with the Providence Water Supply Board on a statewide study to investigate alternative water supplies for existing use and emergency purposes.

Groundwater Protection/Acquisition Program –

The Governor recommends \$1.3 million from issued and unissued general obligation bond proceeds for FY 2002 through FY 2006 and \$46,666 and \$425,000 from the Rhode Island Capital Plan Fund in FY 2002 and FY 2006, respectively, for this program. The Water Resources Board anticipates the purchase of wellhead sites, including wells and 400 foot areas around each well. Wells will be capped in order to protect and make available future drinking water supply sources in the South County area.

Department of Transportation

Agency Responsibilities

The Department of Transportation is responsible for providing and maintaining the surface transportation (highway, mass transit, and rail) infrastructure that serves the needs of Rhode Island residents and visitors. Infrastructure-related capital projects are outlined in the department's five year Capital Improvement Plan for inclusion in the Transportation Improvement Program (TIP), which is revised every two years by the Department of Administration's Office of Statewide Planning and approved by the State Planning Council. The TIP addresses the goals of Rhode Island's transportation program and lists priority projects and activities. The department's capital improvement projects, in recent years, have focused on continued highway construction and reconstruction, bridge repair, and statewide road projects.

The State of Rhode Island has relied in the past on the issuance of general obligation debt to both finance 100 percent state projects and provide the required state match for federal funds. These federal funds have come from three sources: the Federal Highway Administration (FHWA), the Federal Transit Administration (FTA), and the Federal Railroad Administration (FRA).

The FHWA, under the authority of the six year (FY 1992 - FY 1998) Intermodal Surface Transportation Efficiency Act (ISTEA), provided an estimated \$100.0 million annually in Highway Trust Funds, to which Rhode Island committed an average of 20 percent of the total project cost. In June 1998, the President signed into law the Transportation Equity Act for the 21st Century (TEA-21). This act authorizes funding for highway, highway safety, transit and other surface transportation projects for the next six years. Rhode Island is expected to receive an average of \$180.3 million a year under this program. TEA-21 builds on the initiatives established through ISTEA. This new Act combines the continuation and improvement of current programs with new initiatives to meet the challenges of improving transportation safety,

traffic flow efficiency, enhancing communities, and advancing economic growth. All projects not eligible for federal funds are financed with general obligation debt and gas tax proceeds.

The Federal Transit Administration provides funds to support the capital needs of Rhode Island's mass transit system, including the Rhode Island Public Transit Authority (RIPTA). The required 20 percent state match is provided from bond funds. The TEA-21 authorizes monies for both capital and operating assistance for mass transit operations.

The Federal Rail Administration (FRA) funds program administration and project work on projects that rehabilitate the state's major freight rail corridors and preserves them from private encroachment. FRA will provide close to fifty percent of the funding for the state's Freight Rail Improvement Project, described under the Economic Development Corporation section of this document.

Finally, the department relies on several private sources of matching funds, such as private railroads, non-profit paratransit operators, and RIPTA (utilizing their 6.25-cent share of the gasoline tax).

In FY 2002, the state continues to rely on general obligation debt issuance to finance capital project costs and state match requirements, it is the intent of the state to gradually shift over to a "pay-as-you-go" method, utilizing a dedicated gasoline tax funded Transportation Fund to provide a match for federal funds and for 100 percent state-funded projects. To this end, Rhode Island has undertaken the following measures:

- (1) In FY 1993, the state increased the Highway Reconstruction and Repair Account from a 5-cent to a 7-cent dedication of the gasoline tax to finance highway-related general obligation debt service.
- (2) In FY 1993, the state provided RIPTA with 3-cents of the gasoline tax to finance not

Department of Transportation

- only Rhode Island's operating and debt service assistance, but a small portion of RIPTA's capital match requirements as well.
- (3) In FY 1994, the state established the Intermodal Service Transportation Fund, supported by 27 cents of Rhode Island's 28-cent gasoline tax. This fund originally increased the gasoline tax dedication to the department from 7 cents to 13 cents to finance all operating as well as debt service expenditures. At this point, eleven cents of the gasoline tax was transferred back to the General Fund.
 - (4) Also in FY 1994, the state transferred operation of T.F. Green Airport and other satellite airport facilities to the Rhode Island Airport Corporation, a subsidiary of the Economic Development Corporation.
 - (5) In FY 1996, the state shifted one additional cent of the gas tax to support Department of Transportation operations, resulting in a total dedication of 14 cents.
 - (6) Also for FY 1996, DOT began a Pavement Repair Program utilizing over \$0.7 million of gasoline tax funds for pavement overlay and crack sealing work to preserve roadway surfaces and to delay more expensive road reconstruction work.
 - (7) In FY 1998, the department was the recipient of two additional cents of the gas tax, bringing the department's total allotment to 16 cents, and thereby reducing the General Fund's allotment to 8 cents (one cent directly, 7 cents from the ISTF Fund). The additional funds received in FY 1998 were used to cover increased debt service costs, to fund the hiring of additional maintenance personnel, and to enhance statewide capital improvement initiatives such as road pavement and bridge maintenance.
 - (8) In FY 1999, the Governor and the Legislature enacted legislation that would transfer an additional one cent of the gas tax annually to the ISTF from the General Fund's allotment. This would result in all gasoline taxes being dedicated to transportation functions by FY 2004.
 - (9) As part of the enacted FY 2000 budget, this plan was amended by reducing the allocation of gas tax to DOT by \$0.05 and increasing the RIPTA share by the same amount. In FY 2001, the portion of gas tax dedicated to DOT increased to \$0.195 as was originally called for prior to the revision of the FY 2000 allocation schedule. The \$0.05 increase to RIPTA is permanent and is offset by a reduction in the amount of gas tax originally scheduled for transfer to the General Fund.
 - (10) For FY 2001, this plan was again amended by increasing the RIPTA gas tax allocation to \$0.625 of gas tax. This one fourth of one cent increase yields an additional \$1.2 million in revenue for the agency. As was the case in the change in allocation to RIPTA in FY 2000, the additional transfer is permanent and will be offset by a reduction in gas tax revenue transferred to the General Fund.
 - (11) In FY 2003, the Governor proposes to amend the current plan by delaying the dedication of the remaining \$0.025 cents of gas tax revenue to transportation functions until FY 2005.
- With the gasoline tax almost fully dedicated to the transportation needs of the state, the Department of Transportation has begun to substantially address Rhode Island's neglected transportation infrastructure needs through road and bridge rehabilitation and construction projects on a "pay-as-you-go" basis. This methodology reduces reliance on bond issuances in order to match available federal funds, and ultimately reduce its rising debt service costs. In order to meet the anticipated increases in available federal funds under TEA-21 and not increase the need for additional bond financing beyond the planned \$30.0 million per year, the department will continue to utilize funds from its gas tax allocation and other sources of revenue such as funds generated from land sales.

Governor's Recommendations

Highway Improvement Program (HIP) - For FY 2003 the Governor recommends the issuance of

Department of Transportation

\$30.0 million of previously authorized general obligation bonds to match \$180.3 million in federal highway funding.

The Governor is also recommending new bond referenda for the November 2002 and November 2004 elections, which would authorize the issuance of \$30.0 million in general obligation bonds in each fiscal year from FY 2004 through FY 2007. These funds would match approximately \$180.3 million in federal transportation funds each year, which combined with gas tax resources would fund the Highway Improvement Program consisting of approximately 200 projects scheduled for some phase of implementation during the next five years. Portions of each year's bond funds will be dedicated to individual projects being conducted separate from the Highway Improvement Program. These projects are detailed in this section. A table detailing the specific expenditures for major projects within the HIP can be found at the end of this section.

The TIP anticipates Rhode Island's receipt of \$180.3 million in federal funds each year through TEA-21. The TIP establishes the priorities for planning, design, and project implementation. The estimate of \$180.3 million per year in federal funds requires approximately \$45.0 million per year in matching state funds. General obligation bonds will provide \$30.0 million of this match. Other sources of matching funds include proceeds from the sale of real estate, Department of Environmental Management bonds for bike path construction, municipal contributions, and other funding mechanisms such as "soft match" and FHWA credits.

FHWA projects within the TIP fall into the following categories:

Planning	Enhancement Program
Study & Development	Bridge Improvement
Highway Projects	Interstate Program
Pavement Management	Traffic/Safety Program
Bike/Pedestrian Program	TEA-21 Special Projects
Administrative Program	Congestion Mitigation/

Air Quality (CMAQ)

The **Study and Development Program** assesses projects and develops sound cost estimates with public input. Projects in this program are prepared for the design phase. Projects currently in this program include Kingston/URI traffic improvements, an I-95 northbound connector to Route 4, design changes to Route 44 in Glocester, Route 146 in North Smithfield, and East Main Road on Aquidneck Island.

The **Highway Projects Program** primarily involves either full reconstruction of an existing roadway or the construction of a new highway facility. Projects currently in this category are the construction of the Quonset Access Road (Route 403) and the relocation of I-195. Other projects include improvements to Breakneck Hill Road, Sockanosset Crossroad/Route 2 intersection, Route 6/Cucumber Hill Road, East Main Road & Valley Road, and Route 116/Route 146. Also included in this program is the demolition of the Jamestown Bridge set for FY 2003.

The **Pavement Management Program** allows the DOT to pursue the most cost effective pavement treatment for roads throughout Rhode Island. This work includes resurfacing, crack sealing, and micro-surfacing. Roadways included in this program include community requested projects and those identified in DOT's Pavement Management Program. DOT's evaluation for addressing road conditions is based on four sources of information: Pavement Management System Data, public input, Maintenance Division input, and staff field review.

The **Bicycle/Pedestrian Program** includes the planning, design, and construction of independent bike paths and walking trails, on-road bicycle lanes, on-road bicycle routes, and bike/pedestrian promotional programs. Currently, three projects are being studied for potential development and cost assessment: Pontiac Secondary Bike Path,

Department of Transportation

Wickford Junction Bike Path, and the South Auburn/Warwick Branch Path. Projects in the full design phase are: Ten-Mile River Greenway, Blackstone River Bikeway and Washington Secondary/Trestle Trail, and Warwick Bicycle Network. Recommended for full construction is the Blackstone River Bikeway, Woonasquatucket Greenway/ Northwest Bike Trail, South County Bike Path, and Washington Secondary Path.

The Transportation Efficiency Act for the 21st Century (TEA-21) establishes an **Enhancements Program** as a means to address environmental impacts on local communities from transportation and highway construction. This program dedicates specific funds that each state must use for enhancement projects. Enhancement projects must have a relationship to transportation and fall within at least one of an established list of categories.

The **Bridge Improvement Program and Interstate Program** focus on system preservation. The DOT maintains 748 bridges around Rhode Island. Bridge projects originate from state assessments and community requests that are evaluated and prioritized through the department's Bridge Management Program. Beginning in FY 2002, the major bridge project to be embarked on over the next several years will be the Washington Bridge on I-195.

Activities within the **Traffic Safety Program** include: roadway lane striping, highway lighting improvements, damaged safety devices repair, damaged traffic signals repair, upgrading of obsolete traffic signal equipment, roadway drainage improvements, and damaged call box repairs. The Traffic Safety Program also funds projects aimed at improving the operational efficiency of various traffic signals throughout Rhode Island, collection and analysis of traffic accident data to determine necessary intersection improvements, and the installation of state of the art arterial traffic signal equipment that will promote efficient traffic flow along a

roadway corridor.

The **Congestion Mitigation/Air Quality Program** funds projects to assist Rhode Island in improving air quality. Projects to be funded by the CMAQ program include development and operation of the RIDOT traffic management center, implementation of RIPTA service initiatives, and infrastructure development to service Rhode Island's compressed natural gas vehicles.

The largest individual project within the Highway Improvement Program is the relocation of I-195. The project will relocate I-195 through Providence, from the Washington Bridge to a new I-95 interchange. It will organize and improve access to the central Providence area, as well as improve traffic capacity on I-195 and I-95. This plan will also allow for full development of the Providence River waterfront, thereby extending the Waterplace Park improvements southward. As part of the Department of Transportation's FY 2003 – 2007 Capital Improvement Plan, the Governor is recommending expenditures totaling \$150.0 million for the relocation of I-195's Providence section. With an estimated completion date of 2012, this project is expected to cost approximately \$440.0 million. Federal Highway Administration funds will fund 80 percent of the project and the state match provided through general obligation bond funds will comprise 20 percent of the cost.

Fixed Guideway (Commuter Rail) – For FY 2002 through FY 2007, the Governor recommends \$72.8 million in spending for the planning, design, and construction of new fixed guideway facilities for commuter rail, light rail, and/or intercity rail. The project's financing will be comprised of \$56.8 million in Federal Transit Administration funds and \$9.2 million in funding through the Massachusetts Bay Transportation Authority (MBTA). This program includes construction of stations, tracks and signals, right-of-way acquisition, purchase of locomotives and

Department of Transportation

rail coaches, and other rail appurtenances to accommodate rail passenger service in Rhode Island. Included in this project is the Pilgrim Partnership II agreement with the MBTA. Through this agreement, the MBTA extended three additional round trips to Providence each day. The MBTA is also designing the Pawtucket Layover Facility. This site will accommodate the transfer of the Attleboro Layover yard as well as enable RIDOT to accommodate new train sets for rail service south of Providence. Also included in the Fixed Guideway project is the establishment of the South County Commuter Rail System. The purpose of this project is to add a viable mode of travel to the intermodal system of Rhode Island and remove more single occupant automobiles from the highways.

Maintenance Facilities

Salt Storage Facilities – The Governor recommends funding of \$4.1 million through FY 2004 for the construction of salt (sodium chloride) storage facilities at 12 locations statewide. This project will combat potential groundwater contamination and reduce environmental concerns over the storage of this chemical. A bond referendum for this project was approved in November 1998.

Facility Construction/Renovations – The Governor recommends two new general obligation bond referenda for facility construction and renovation. The first would be for \$1.8 million to be presented to the voters in November 2002. This funding would be for the construction of a new DOT maintenance facility in East Providence. In November 2004, the Governor proposes a second bond referendum for \$5.0 million to finance the construction of two new DOT maintenance facilities in Cherry Hill and in Portsmouth.

In addition, in FY 2003, Transportation will begin construction of a new maintenance facility on Lincoln Avenue in Warwick. This new facility is estimated to cost \$6.8 million, \$3.7 million of which will be financed from Gas Tax revenue

and the remaining \$3.0 million dollars will come from the Narragansett Bay Commission's (NBC) Combined Sewer Overflow project. Under an agreement between Transportation and the NBC, the department transferred property on Calverly Street in Providence to the NBC for use in the CSO project. In compensation for this transfer, the NBC will provide \$3.0 million toward the construction of the new maintenance facility in Warwick.

Capital Equipment Replacement – The Governor recommends the use of \$10.8 million in FY 2002 through FY 2007 to purchase heavy trucks, sweepers, loaders, backhoes, and tractors to replace the existing fleet in a systematic and cost-effective manner. Under the proposed plan \$2.7 million will be allocated annually from FY 2002 through FY 2005 from short-term lease financing.

Department of Transportation

Highway Improvement Program
TIP Allocation Plan (millions)

<u>Major Projects and Activities</u>	<u>Pre-2002</u>	<u>FY 2002</u>	<u>FY 2003</u>	<u>FY 2004</u>	<u>FY 2005</u>	<u>FY 2006</u>	<u>FY 2007</u>	<u>Post 2007</u>
I-195 Relocation	30.0	31.0	32.0	33.0	34.0	34.0	34.0	174.0
Quonset RT 403	15.0	15.0	12.0	-	15.0	15.0	15.0	30.0
Warwick Station	2.2	7.0	7.0	7.0	-	-	-	
Bridge Maintenance		35.0	25.0	20.0	15.0	15.0	35.0	
Highway Program		29.5	32.2	31.0	30.5	46.5	40.5	
Pavement Management		20.0	20.0	20.0	20.0	20.0	20.0	
Traffic Safety		20.0	20.0	20.0	20.0	20.0	20.0	
CMAQ		11.0	11.0	11.0	11.0	11.0	11.0	
Interstate Program		15.0	15.0	15.0	15.0	15.0	15.0	

*Pre-FY 2002 figures represent estimated funding commitments to date.

Rhode Island Public Transit Authority

Agency Responsibilities

The Rhode Island Public Transit Authority (RIPTA) has primary responsibility for directing statewide fixed-route bus service and ADA paratransit service operations. RIPTA is managed under the direction of a seven-member policy Board of Directors. In addition to these core transit services, RIPTA operations also include program development and implementation of the statewide carpool program and development and implementation of a high-speed ferry demonstration project from Providence to Newport. RIPTA is committed to protecting the environment and providing safe, reliable, quality transit service that is responsive to customer needs with particular emphasis on Rhode Island's families, children, transit dependent populations, elderly and disabled residents. RIPTA has a fleet of 231 buses, which are operated and maintained by 690 employees. The authority's main facility is located in the City of Providence with a satellite operation on Aquidneck Island. Rhode Island's paratransit operation includes 107 vans, which are currently operated by 10 carriers. As the statewide public transit organization, RIPTA has a primary role to expand access and mobility opportunities for Rhode Islanders by undertaking actions and supportive strategies, directly and in collaboration with others, to provide a full range of options to the single-occupant automobile. These key mobility strategies include: transit design and service strategies which help improve the livability of communities and act as a stimulus for neighborhood renewal; technological advancements which increase travel options and convenience; and, collaborative land use strategies and economic development initiatives that foster transit ridership and pedestrian movement through transit-friendly land use and development.

Governor's Recommendations

Mass Transit

RIPTA Bus Purchases - The Governor recommends \$40.1 million for the Rhode Island Public Transit Authority (RIPTA) in FY 2002 through FY 2007 for the continued purchase and complete renovation of buses. These purchases and renovations are used to replace buses that have exceeded, or will exceed, their estimated useful life. Funding is to be obtained from RIPTA's revolving loan fund (\$1.2 million), RIPTA operating funds (\$243,200), general obligation bond proceeds issued in FY 2002 (\$1.3 million), unissued GO bond proceeds (\$1.0 million), GO bond proceeds to be proposed on the November 2002 ballot and November 2004 ballots for funding in FY 2004 through 2007 (\$1.7 million per referendum), and federal matching funds (\$31.5 million).

Paratransit Vehicles - For FY 2002 through FY 2007, the Governor recommends the expenditure of \$8.8 million to coordinate the van services provided to elderly and disabled people throughout Rhode Island. The project will be financed with \$7.0 million in Federal Mass Transit funds and matching funds of \$1.8 million generated from lease payments made to RIPTA from contracted paratransit carrier services.

Land and Buildings - The Governor recommends \$33.7 million in FY 2002 through FY 2007 for various improvements and renovations for RIPTA facilities and properties as well as new construction. It is anticipated that the planning for a new administrative building/Bus Storage Facility will begin in FY 2002. The FY 2002 through 2004 cost of this project will be \$15.6 million. Funding will be comprised of \$3.2 million from the Rhode Island Capital Plan Fund and \$11.4 million in federal funding. The Authority will dedicate \$100,000 in operational funds for design costs. Other projects include renovations to the agency's Park-n-Ride areas, transit hub station construction, and completion of the Kennedy Plaza transit station renovations. In FY 2002, the Authority will upgrade its Middletown facility in order for it to support alternative fuel

Rhode Island Public Transit Authority

operations. This project will be financed through the federal Congestion Mitigation/Air Quality Program (CMAQ) and state matching funds provided through the Rhode Island Capital Plan Fund.

Capital Maintenance - The Governor recommends \$39.4 million in FY 2002 through 2007 to provide funding for capital maintenance items for revenue producing rolling stock (i.e. busses, trolleys, etc). Project activities include replacement and/or upgrade of engines, transmissions, air conditioning systems, as well as repainting and body repair. RIPTA operating funds of \$8.0 million will match \$31.5 million in Federal Transit Administration funds for this program.

Capital Equipment and Supplies – The Governor recommends a total of \$24.5 million for FY 2002 through FY 2007 for equipment and supplies for the transportation, marketing, and administrative departments of RIPTA and other mass transit operations. RIPTA will utilize \$1.7 million from its capital fund and \$3.0 million in operating funds to match \$20.0 million of funding provided through the Federal Transit Administration. Purchases for the Authority include supplies such as computer equipment and software, communications equipment, bus shelters, and office equipment and furnishings.

Airport Corporation

Agency Responsibilities

The Rhode Island Economic Development Corporation (EDC) created the Rhode Island Airport Corporation (RIAC) on December 9, 1992 as a subsidiary public corporation, government agency, and public instrumentality having a distinct legal existence from the State of Rhode Island and the EDC and having many of the same powers and purposes of the EDC. RIAC is empowered to undertake the planning, development, management, acquisition, ownership, operation, repair, construction, renovation, sale, lease or other disposition of any airport facility, including the T.F. Green State Airport in Warwick, as well as the outlying North Central, Quonset, Westerly, Newport, and Block Island Airports.

The powers of the Airport Corporation are vested in its Board of Directors consisting of seven members, one member appointed by the Mayor of the City of Warwick and serving at his pleasure, and the remaining six appointed by the Governor for staggered four-year terms. RIAC does not have the power to issue bonds or notes or borrow money without the approval of the Economic Development Corporation.

The Airport Corporation leases the airports from the State of Rhode Island, heretofore, through the Department of Transportation, the operator of the airport system. The state and the department have assigned all rights to airport revenues, the proceeds of general obligation bonds issued for airport projects, federal grant agreements, insurance proceeds, all contracts including concession agreements with vendors and airlines, and all licenses and permits to the Airport Corporation. RIAC has agreed to reimburse the state for general obligation debt service after July 1, 1993, to the extent that money is available from its funds. In the event of insufficient funds, the unpaid debt shall accrue and be payable in the following fiscal year.

The Airport Corporation was established for the purpose of assuming operating responsibility for the airports and undertaking capital improvements. RIAC is intended to provide more flexibility in the provision of state match funds for all airport related projects by utilizing revenue bonds backed by revenue from parking, car rental, and other concessionaires, including landing fees paid by airlines, as well as a passenger facility charge that the federal government has empowered local airports to collect in order to finance capital improvements.

The Airport Corporation is entitled to receive funds from the Federal Aviation Administration (FAA), which provides funds on a 75 percent federal and 25 percent state matching basis to improve Rhode Island's Airport System and finance equipment purchases, runway reconstruction, and terminal building improvements. The grants are used to support a program of specific runway, hangar, signaling, and other improvements under the general title of the Airport Improvement Program.

Federal grants are also used to support large-scale projects. Most noteworthy was the dual-level terminal building at Green State Airport. Financing for this project was not only from existing state bond issues and FAA/FHWA grants, but also by means of revenue bonds supported by non-airline and airline revenues attributable to a new rate and charges schedule.

Governor's Recommendations

The Airport Corporation, as part of its planning process, developed a five-year Capital Improvement Program (CIP) in 1999, which focused on the repair and maintenance of the infrastructure of T.F. Green Airport and the five outlying airports. The CIP details total estimated costs and anticipated expenditures over the fiscal years 2000 through 2004. The Corporation however does not undertake an annual update of the CIP. As such, the information provided herein is primarily based upon the FY 2000 – FY 2004 CIP.

Airport Corporation

In the aftermath of the events of September 11, 2001 and the resulting decreased revenue for T.F. Green Airport, RIAC is in the process of re-examining its CIP program for both FY 2002 and FY 2003. The Board of Directors will be identifying which projects will be deferred or placed on hold. It is also expected that there will be major changes to the current programs and additional expenses for enhanced security primarily at T.F. Green Airport. Although the Corporation's Board has not officially amended the approved CIP, some adjustments have been made to the projects listed below based upon information provided by RIAC. In addition, a new project relating to security enhancements has been added.

Noise Mitigation - The Airport Corporation has undertaken an extensive Noise Mitigation program for more than a decade. This program has included three primary components: (1) Residential Soundproofing: replacement of windows and doors, door weather-stripping, and interior walls, ceilings and electrical systems modifications of homes in the airport area; (2) School Soundproofing: noise mitigation modifications, including window replacement, door weather stripping, and mechanical grills at schools in the airport area, and (3) Home Removal and Relocation.

More than 1,470 homes have either been sound insulated, designed for insulation or are being considered for the noise program. In addition, 197 homes have been acquired as part of the noise mitigation effort. Additionally, three elementary schools and two high schools have been sound insulated.

The Corporation proposes to spend \$29.7 million in FY 2002 through FY 2007 for noise mitigation activities. Funding of \$5.2 million in revenue bond proceeds, \$1.5 million in RIAC operating funds, and \$6.0 million from Passenger Facility Charge revenue will be used to match \$16.7 million in FAA funds. Included in this total are funds for potential land acquisition and home purchases.

The revenue bond funds will be used to continue the sound insulation program over and above funding which may be received from the FAA.

T. F. Green - General Improvements - The Governor recommends general improvements to the T.F. Green Airport totaling \$16.7 million for FY 2002 through FY 2007. Such improvements include taxiway reconstruction, runway and pavement rehabilitation, ramp expansions and renovations, taxiway construction, hangar repairs, terminal improvements and modifications, and the installation of a storm drainage system. Funding through the Federal Aviation Administration will total \$1.0 million. Additional funding will be comprised of \$12.4 million in revenue bonds, \$425,444 in RIAC operating funds, and \$3.0 million in revenue generated through the Passenger Facility Charge.

Outlying Airports - General Improvements - For the Rhode Island's five outlying general aviation airports, Quonset, Newport, Block Island, North Central, and Westerly, the Governor recommends a total of \$43.7 million for general improvements. Such improvements include: runway pavement rehabilitation, obstruction assessment/removal, updating facility layout plans, apron and taxiway pavement rehabilitation, utility upgrades, fuel farm improvements, and terminal and hangar repairs/improvements. Funds for these improvements will come from the Federal Aviation Administration totaling \$12.4 million, Airport Corporation operating funds totaling \$7.2 million, \$8.7 million in Passenger Facility Charge revenue and \$47.0 million in RIAC revenue bonds.

Airport Environmental Compliance Projects - The Corporation proposes to spend the \$4.7 million for RIAC projects aimed at addressing environmental concerns. These projects planned for FY 2002 and FY 2003 include updating the drainage master plan, a Glycol Waste Management Program, and an environmental impact statement. The FAA (\$2.6 million) will

Airport Corporation

provide funding for these projects, which will be matched with \$173,334 in Airport Corporation operating funds and \$1.9 million from revenue bonds.

T.F. Green - Enhancements - As part of the effort to meet the anticipated growing usage of T.F. Green Airport, the Corporation proposes measures focused on continuing and enhancing its competitiveness and efficiency. These measures include the construction of a new airfield maintenance complex to replace the out of date facilities currently in place. Establishment of such a facility will also improve the airport's snow and ice removal capabilities. Also planned are ground transportation improvements. These measures include the widening of commercial travel lanes, establishing an employee parking lot, relocating and establishing certain exits from parking lots, and establishing the airport's interface portion of the proposed people mover connection with the future Warwick Train Station. These improvements are planned through FY 2003.

RIAC also plans to build a new taxiway, which is aimed at enhancing the airport's efficiency. Funding for these projects will be comprised of \$26.8 million in RIAC revenue bond funds and \$386,761 from operating funds.

Warwick Intermodal Train Station - The Corporation proposes to issue approximately \$56.0 million in revenue bonds and seek \$53.0 million in federal TIFIA loans for its share of the cost in constructing a new train station/parking garage/rental car facility on land near the T.F. Green Airport in Warwick. Additional funding would include federal and state funding of \$48.3 million, \$21.7 million of customer facility charges collected during construction, \$3.4 million of interest during on the revenue bonds, \$1.4 million from Amtrak and \$1.4 million from the city of Warwick.

These funds, totaling \$187.6 million, include capitalized interest, debt service reserve fund deposits and cost of issuance and would be used

to construct a new facility that will connect to the airport with an elevated automated people mover. Other private investment in the area, including construction of a new hotel, office and retail space, is also expected.

The primary funding source for the Airport Corporation revenue bonds will be a Customer Facility Charge (CFC), a per-day fee for all rental cars. All rental car services will be moved from the airport garage to this new facility. This will have the added benefit of reducing automobile congestion along Post Road by eliminating the rental car and shuttle bus traffic.

The Airport Corporation, in conjunction with the city of Warwick and the Department of Transportation, is finalizing the plans for this new facility and surrounding development.

Helicopter - In FY 2002, the Corporation acquired a new helicopter to replace an existing helicopter, which is almost 20 years old and the technologically obsolete. The new helicopter will be financed through a lease/purchase agreement for an estimated cost of \$2.0 million.

Airport Security - As a result of the terrorist attacks of September 11, 2001, new federal legislation will impose more stringent security measures at airports across the nation. RIAC has begun the process of meeting these new airport security measures. The new regulations include, but are not limited to the following: new baggage scanning equipment, expanded security checkpoints, and full federal takeover of security personnel at T.F. Green Airport. Primary design costs for these new security measures is estimated to be \$11.0 million; \$5.0 million of this would be for new equipment to scan baggage at the airport and \$6.0 million would be used towards infrastructure improvements to enhance security check points and accommodate new baggage scanning equipment within the airport.

Rhode Island Resource Recovery Corporation

Agency Operations

The Resource Recovery Corporation operates an integrated statewide system of solid waste management facilities and programs to provide environmentally sound and economically reasonable source reduction, recycling and disposal services. The goal of the Corporation's solid waste management system is to minimize the amount of waste generated and landfilled and maximize the amount of waste recycled and reused.

The source reduction program includes:

- Household hazardous waste reduction;
- Used consumer electronics collection;
- Distribution of home composting bins;
- Technical Assistance;
- Materials exchange listings;
- A teacher's curriculum;
- School presentations and workshops; and
- other source reduction programs.

The Materials Recycling Facility (MRF), in concert with grants to municipalities, supports a broad municipal recycling program. Metal, newspapers, and plastic and glass containers are delivered to the MRF, processed, and sold on the open market to be remanufactured.

The Corporation developed and implemented an integrated solid waste management system in the most environmentally sensitive and economical manner possible. The landfill is currently the foundation of the integrated system. All operations are conducted utilizing state of the art technology, including double-lining the landfill.

Corporation's Plans

Landfill Design, Phase IV (Southwest)/ Leachate Diversion System - The Corporation will spend \$189,100 from general revenues through FY 2004 to complete the construction of the leachate diversion system in Areas 1 and 2 of

Phase IV, which is on the southwest side of the Landfill. The Corporation will also construct areas 3 and 4 of the baseline of Phase IV. Construction of the double composite liner and leachate collection system, which will cover eleven acres, must be completed while areas 1 and 2 are in operation to assure that RICCR can provide uninterrupted waste disposal services to the Rhode Island citizens. In addition, initial design and license costs associated with the Phase IV Gas Collection System of \$213,200 are included in FY 2002. Projected aggregate expenditures by year are as follows: FY 2002 - \$2.8 million; FY 2003 - \$3.0 million; and FY 2004 - \$15,000.

Superfund Remediation

In 1986, the Central Landfill was placed on the EPA's Superfund National Priorities List. In October 1996, a Consent Decree with the EPA was approved by the US District Court, which requires the establishment of a trust fund in the amount of \$27.0 million for remediation purposes. The fund balance as of June 30, 2000 was \$25.3 million, which is net of significant disbursements during prior fiscal years that were made to comply with the Decree. Capital outlays for remediation will be in excess of \$13.4 million through FY 2007. In addition, the cost of annual remediation and monitoring activities is forecast to be in excess of \$27.5 million for the thirty-year period ending in 2035 mandated by EPA. Payment for these items will be drawn from the trust fund, which must be supplemented by corporation general revenues. Projected expenditures by year are as follows: FY 2002 - \$2.0 million; FY 2003 - \$915,000; FY 2004 - \$4.5 million; FY 2005 - \$5.1 million; FY 2006 - \$649,000; FY 2007 - \$280,000. Disbursements for remediation activities will be in excess of \$23.8 million.

Landfill Equipment/Vehicles/ Machinery

The Corporation will acquire/replace equipment that is necessary to operate the landfill, including earth moving equipment, compaction

Rhode Island Resource Recovery Corporation

equipment, and general purpose vehicles as they become uneconomical to maintain. Also included are the substantial outlays required by federal and state regulators for erosion and sedimentation control equipment and procedures. All items will be funded from general revenues. Projected expenditures by year are as follows: FY 2002 - \$7.1 million; FY 2003 - \$3.3 million; FY 2004 - \$5.3 million; FY 2005 - \$5.4 million; FY 2006 - \$5.6 million; FY 2007 - \$5.8 million. Capital equipment will continue to be replaced annually at a comparable rate beyond FY 2007.

Industrial Park Development

The Corporation will develop an industrial/office park. This economic development project will be a catalyst for the formation and expansion of a recyclable-based re-manufacturing industry in Rhode Island. This project will be undertaken with Corporation general revenue, which will be supplanted by revenue from the sale of lots after the initial stages of the park are complete and marketable. Projected expenditures by year are as follows: FY 2002 - \$1.9 million; FY 2003 - \$7 million.

Design and Construct Interchange on I-295

The Corporation proposes to construct a highway interchange at Interstate Route 295 and Scituate Avenue, which will provide improved highway access to the Environmental Management District of Western Johnston and Cranston. The present vehicular transportation infrastructure will be reconfigured to protect residential areas from heavy traffic. Construction costs will be borne by the Corporation's general revenues. Projected expenditures by year are as follows: FY 2002 - \$2.5 million; FY 2003 - \$5.0 million; and FY 2004 - \$2.1 million.

Scituate Avenue/Shun Pike Upgrade

The Corporation will redesign and reconstruct the roadways between RIRRC's main facility and the new interchange on I-295. The roads will be widened and straightened to provide safe

vehicular access to the new industrial park and facilitate access to the Corporation's facilities by redirecting traffic from Plainfield Pike (Route 14). Projected expenditures by year are as follows: FY 2002 - \$925,000; and FY 2003 - \$2.0 million.

Landfill Design, Phase V (Southeast)

The Corporation plans to spend approximately \$8.4 million from Corporation general revenues through FY 2007 to construct another series of landfill cells that must be in service before Phase IV reaches its design capacity in order to continue to serve the waste disposal needs of the state without disruption. The 35-acre landfill expansion will overlay Phase I to the north and Phase IV to the west. Projected expenditures by year are as follows: FY 2002 - \$1.7 million; FY 2003 - \$50,000; FY 2004 - \$3.5 million; FY 2005 - \$273,200; FY 2006 - \$2.6 million; and FY 2007 - \$201,500.

MRF Expansion, System Enhancement and Maintenance

The Corporation will obtain capital equipment for the MRF as necessary, such as a loose paper load-out system and interpretative signage and exhibits at the Recycling Education Center to continue to operate the recycling program at a high standard. Equipment and machinery components will be upgraded or replaced as necessary due to wear and tear. Most of the machinery has been in continuous use since the MRF opened eleven years ago. Projected expenditures by year are as follows: FY 2002 - \$1.3 million; FY 2003 - \$380,000; FY 2004 - \$2.5 million; FY 2005 - \$350,000; FY 2006 - \$360,500; FY 2007 - \$371,300. Capital equipment will continue to be replaced or restored annually at a comparable rate beyond FY 2007.

Closure of Landfill Phases II & III

The Corporation is required by EPA to implement closure and post-closure care plans for municipal solid waste landfills as a condition

Rhode Island Resource Recovery Corporation

for the right to operate a landfill. The Corporation estimates the cost of these requirements for Phases II and III to be in excess of \$5.5 million to close and \$5.3 million to maintain after they are closed. The costs to close and maintain Phases IV and V are projected to be comparable, and will continue to accrue as capacity in these phases is consumed. (Note: Phase I costs are addressed in the Superfund Remediation project.) Projected expenditures by year are as follows: FY 2002 - \$1.4 million; FY 2003 - \$16 million; FY 2004 - \$1.1 million; FY 2005 - \$1.4 million; FY 2006 - \$2.2 million; FY 2007 - \$2.2 million. Disbursements for post-closure activities will be in excess of \$5,300,000 beyond FY 2007.

Cedar Swamp Brook Relocation -- Phase II

Before constructing Phase IV of the landfill, it was necessary for the Corporation to spend \$6.0 million from Corporation general revenues to relocate that portion of Cedar Swamp Brook that was located in the area where Phase IV of the landfill was to be constructed. Phase II of the brook relocation will relocate that portion of the brook that is located in the area where Phase V of the landfill will be constructed, adjacent to Phase I of the landfill. It is being relocated outside the Phase V landfill footprint, and reconnected approximately 1,500 upstream of Sedimentation Pond 2. Projected expenditures by year are as follows: FY 2002 - \$2.5 million; FY 2003 - \$5.7 million. The Corporation is committed to incurring significant costs annually to restore/ maintain the project.

Facility Improvements

The Corporation has undertaken to make improvements to its buildings in Johnston that are used in the course of daily operations, including: upgrading the electrical system of the entire facility; erecting a salt shed to house snow removal equipment and salt/sand mix; and, procuring an articulating boom with a trailer for in-house maintenance of overhead lighting and doors. Projected expenditures by year are as follows: FY 2002 - \$795,000. Capital equipment

will continue to be replaced or restored annually at a comparable rate.

Tipping Facility

The Corporation is constructing a tipping facility to better serve all commercial and municipal users of the Central Landfill. Waste haulers will unload their vehicles in a controlled process within an enclosed structure thereby reducing their operating expenses; improving the efficiency of working face operation and the management of landfill capacity by eliminating customer traffic; and achieving a higher level of recycling by recovering materials that would otherwise be landfilled. Projected expenditures by year are as follows: FY 2002 - \$17.3 million.

MIS System Maintenance and Enhancement

The Corporation will continue to upgrade and maintain its management information systems with the acquisition of advanced technologies for scale house operations, including automated transmission of truck identification numbers via radio frequency, and signature pads to capture truck drivers' signatures electronically and store them on the computer's hard disk. Comparable upgrades to other software applications and hardware will continue to be made to enhance data integrity and controls, and improve reporting capabilities. All such expenditures will be funded by Corporation general revenues. Projected expenditures by year are as follows: FY 2002 - \$166,175; FY 2003 - \$124,110; FY 2004 - \$75,000; FY 2005 - \$77,250; FY 2006 - \$79,568; FY 2007 - \$81,955. Capital equipment will continue to be replaced annually at a comparable rate beyond FY 2007.

Future Disposal Capacity

The Corporation will begin planning the citing of future landfill cells and/or other waste disposal options to continue to serve Rhode Island's waste disposal needs through the foreseeable future. The capacity, area and other design characteristics, as well as the projected cost, will be determined through engineering

Rhode Island Resource Recovery Corporation

studies that will be conducted after Phase V is designed and permitted. Projected expenditures by year may be as follows: FY 2007 - \$250,000.

Summary of Proposed Bond Issuance by Agency

<u>Agency</u>	<u>FY 2003</u>	<u>FY 2004</u>	<u>FY 2005</u>	<u>FY 2006</u>	<u>FY 2007</u>	<u>Totals</u>
Administration	-	5,000,000	-	-	-	5,000,000
Economic Development Corporation	9,531,900	11,653,100	4,000,000	3,000,000	4,000,000	32,185,000
Subtotal: General Government	9,531,900	16,653,100	4,000,000	3,000,000	4,000,000	37,185,000
Children, Youth and Families	-	-	-	-	-	-
Human Services	-	-	-	-	-	-
Mental Health, Retardation & Hospitals	5,300,000	4,385,960	2,000,000	1,700,000	1,300,000	14,685,960
Governor's Commission on Disabilities	-	-	-	-	-	-
Subtotal: Human Services	5,300,000	4,385,960	2,000,000	1,700,000	1,300,000	14,685,960
Elementary & Secondary Education	8,115,000	-	-	-	-	8,115,000
Higher Education	23,378,160	26,395,250	14,253,470	11,664,000	11,367,000	87,057,880
Atomic Energy Commission	-	-	-	-	-	-
Historical Preservation & Heritage Comm.	-	-	-	-	-	-
Public Telecommunications Authority	-	-	-	-	-	-
Subtotal: Education	31,493,160	26,395,250	14,253,470	11,664,000	11,367,000	95,172,880
Corrections	-	-	-	-	-	-
Judicial	-	-	-	-	-	-
Military Staff	-	-	-	-	-	-
State Police	-	-	-	-	-	-
Subtotal: Public Safety	-	-	-	-	-	-
Environmental Management	14,323,940	12,621,080	10,285,345	5,323,300	500,000	43,053,665
Coastal Resources Management Council	-	-	-	-	-	-
Clean Water Finance Agency	4,900,000	4,900,000	2,955,000	-	-	12,755,000
Narragansett Bay Commission	-	-	-	-	-	-
Water Resources Board	2,281,000	1,720,000	411,000	36,000	-	4,448,000
Subtotal: Natural Resources	21,504,940	19,241,080	13,651,345	5,359,300	500,000	60,256,665
Transportation	31,020,900	34,133,100	30,000,000	32,500,000	32,500,000	160,154,000
Airport Corporation	310,000	-	-	-	-	310,000
RI Public Transit Authority	839,100	1,066,900	850,000	850,000	850,000	4,456,000
Subtotal: Transportation	32,170,000	35,200,000	30,850,000	33,350,000	33,350,000	164,920,000
Totals	100,000,000	101,875,390	64,754,815	55,073,300	50,517,000	372,220,505

Statewide Summary by Source of Funds

	<u>Pre-FY 2002</u>	<u>FY 2002</u>	<u>FY 2003</u>	<u>FY 2004</u>
<u>By Source of Funds</u>				
General Obligation - Issued Proceeds	451,687,601	218,283,126	11,385,404	2,064,337
General Obligation - Unissued Proceeds	-	-	100,000,000	52,971,390
General Obligation - New Referenda	-	-	-	48,904,000
Certificates of Participation	-	5,502,608	52,951,183	94,894,875
Rhode Island Capital Plan Fund	43,475,008	54,178,388	29,174,360	49,946,242
Federal Funds	20,206,349	40,562,650	58,912,845	50,569,181
Federal Highway Administration (TEA21)	160,489,956	181,800,000	181,300,000	181,300,000
Federal Transit Administration	679,200	6,500,000	16,940,400	16,060,000
Federal - Environmental Protection Agency	111,570,163	15,758,000	24,442,445	24,588,442
Federal Aviation Administration	-	-	-	-
Federal Railroad Administration	18,780,689	19,139,310	7,531,901	9,653,100
Federal - Department of Agriculture	8,932,184	1,854,856	472,761	-
Federal - Economic Development Administration	66,176	2,633,824	-	-
Federal Emergency Management Agency	-	45,000	-	-
National Guard Bureau - Federal	-	165,000	140,000	1,096,250
Foundation Funding	212,000	-	-	-
Gas Tax	15,576,425	12,019,824	14,082,308	8,300,000
General Revenue	3,667,095	900	1,020,315	3,147,626
Insurance Proceeds	-	505,000	-	-
Interest Earnings on Bond Funds	1,812,809	692,143	64,888	50,000
Concession Fees	-	500,000	-	-
Capitalized Interest	1,646,308	2,055,954	2,055,954	2,055,954
Internal Service Funds	72,000	150,000	150,000	150,000
Loan Repayments	-	-	-	-
Local Funds	107,264	-	18,000	-
Other Funds	1,800,000	5,780,176	10,700,000	9,700,000
Private Funding	1,775,588	15,655,608	7,982,503	322,156
Restricted Receipt Funds	1,066,735	3,551,155	6,095,223	5,020,000
Revenue Bonds	157,702,719	46,763,251	92,782,720	98,612,674
Revolved Capitalization Grants	4,311,472	7,485,044	7,576,744	8,312,204
RIHEBC Bonds	30,722,079	30,601,600	5,839,073	3,174,263
RIPTA Operating Funds	2,900,325	2,507,465	2,290,000	2,070,000
RIPTA Capital Funds	153,951	473,000	1,273,000	-
RIPTA Revolving Loan Fund	-	1,220,800	-	-
State Revolving Fund	-	-	-	-
Third Party Financing	167,800	9,068,000	9,060,000	7,800,000
Transportation Soft Match	270,538	750,462	-	-
University/College Funds	1,572,337	3,747,884	4,360,491	-
Totals	1,041,424,771	689,951,028	648,602,518	680,762,694

Statewide Summary by Source of Funds

	<u>FY 2005</u>	<u>FY 2006</u>	<u>FY 2007</u>	<u>Post-FY 2007</u>	<u>Totals</u>
<u>By Source of Funds</u>					
General Obligation - Issued Proceeds	-	-	-	-	683,420,468
General Obligation - Unissued Proceeds	19,544,815	7,059,300	1,800,000	968,603	182,344,108
General Obligation - New Referenda	45,210,000	48,044,000	48,717,000	57,825,000	248,700,000
Certificates of Participation	61,636,792	33,737,950	21,699,813	9,903,169	280,326,390
Rhode Island Capital Plan Fund	55,927,082	50,196,531	43,080,927	4,921,104	330,899,642
Federal Funds	27,104,832	16,749,378	12,670,717	-	226,775,952
Federal Highway Administration (TEA21)	181,300,000	180,300,000	180,300,000	-	1,246,789,956
Federal Transit Administration	7,200,000	3,200,000	2,200,000	4,600,000	57,379,600
Federal - Environmental Protection Agency	19,093,028	12,638,934	9,241,752	180,000	217,512,764
Federal Aviation Administration	-	-	-	-	-
Federal Railroad Administration	-	-	-	-	55,105,000
Federal - Department of Agriculture	-	-	-	-	11,259,801
Federal - Economic Development Administration	-	-	-	-	2,700,000
Federal Emergency Management Agency	625,000	-	-	-	670,000
National Guard Bureau - Federal	718,750	-	5,000,000	9,000,000	16,120,000
Foundation Funding	-	-	-	-	212,000
Gas Tax	5,800,000	3,600,000	3,000,000	-	62,378,557
General Revenue	2,250,000	1,850,000	829,685	-	12,765,621
Insurance Proceeds	-	-	-	-	505,000
Interest Earnings on Bond Funds	50,000	350,000	50,000	-	3,069,840
Concession Fees	-	-	-	-	500,000
Capitalized Interest	-	-	-	-	7,814,170
Internal Service Funds	150,000	-	-	-	672,000
Loan Repayments	-	-	-	-	-
Local Funds	-	-	-	-	125,264
Other Funds	12,200,000	14,400,000	15,000,000	-	69,580,176
Private Funding	206,525	531,804	187,810	-	26,661,994
Restricted Receipt Funds	1,200,500	250,000	650,000	-	17,833,613
Revenue Bonds	79,235,098	46,793,306	32,261,154	-	554,150,922
Revolved Capitalization Grants	8,680,143	9,351,038	10,029,172	1,478,539	57,224,356
RIHEBC Bonds	-	-	-	-	70,337,015
RIPTA Operating Funds	2,360,000	1,900,000	1,980,000	-	16,007,790
RIPTA Capital Funds	-	-	-	-	1,899,951
RIPTA Revolving Loan Fund	-	-	-	-	1,220,800
State Revolving Fund	-	-	-	-	-
Third Party Financing	5,000,000	5,000,000	-	600,000	36,695,800
Transportation Soft Match	-	-	-	-	1,021,000
University/College Funds	-	199,315	-	-	9,880,027
Totals	535,492,565	436,151,556	388,698,030	89,476,415	4,510,559,577

Statewide Summary by Agency

	<u>Pre-FY 2002</u>	<u>FY 2002</u>	<u>FY 2003</u>	<u>FY 2004</u>
By Agency				
Administration	21,406,683	20,532,168	17,586,516	25,441,648
Legislature	-	-	-	4,000,000
Economic Development Corporation	51,706,229	49,168,771	17,063,800	21,306,200
Subtotal: General Government	73,112,912	69,700,939	34,650,316	50,747,848
Children, Youth & Families	249,151	1,003,477	1,804,632	34,983,556
Human Services	1,501,945	3,687,946	1,613,223	950,000
Mental Health, Retardation & Hospitals	29,082,428	13,479,789	25,976,960	15,042,557
Governor's Commission on Disabilities	666,550	268,482	-	100,000
Subtotal: Human Services	31,500,074	18,439,694	29,394,815	51,076,113
Elementary & Secondary Education	8,506,535	10,490,458	12,686,851	552,852
Higher Education	114,143,694	111,274,176	59,718,839	48,895,443
Atomic Energy Commission	350,600	307,300	838,200	150,000
Historical Preservation & Heritage Commission	566,479	23,596	-	-
Public Telecommunications Authority	-	350,000	350,000	-
Subtotal: Education	123,567,308	122,445,530	73,593,890	49,598,295
Corrections	4,990,243	8,427,149	9,651,566	30,296,767
Judicial	852,187	3,463,475	21,992,471	26,341,252
Military Staff	66,848	651,146	831,110	2,787,896
State Police	581,737	434,768	225,938	623,410
Subtotal: Public Safety	6,491,015	12,976,538	32,701,085	60,049,325
Environmental Management	154,063,835	36,831,165	24,113,292	25,772,470
Coastal Resources Management Council	370,359	335,950	20,136,530	20,199,797
Clean Water Finance Agency	292,936,849	136,475,152	130,268,029	131,963,320
Narragansett Bay Commission	13,675,034	9,764,966	-	460,000
Water Resources Board	9,024,080	3,882,527	3,636,000	10,226,963
Subtotal: Natural Resources	470,070,157	187,289,760	178,153,851	188,622,550
Transportation	309,921,134	240,853,277	260,803,609	256,993,100
Airport Corporation	1,240,000	-	310,000	-
RI Public Transit Authority	25,522,171	38,245,290	38,994,952	23,675,463
Subtotal: Transportation	336,683,305	279,098,567	300,108,561	280,668,563
Totals	1,041,424,771	689,951,028	648,602,518	680,762,694

Statewide Summary by Agency

	<u>FY 2005</u>	<u>FY 2006</u>	<u>FY 2007</u>	<u>Post-FY 2007</u>	<u>Totals</u>
By Agency					
Administration	14,552,000	13,121,242	8,800,000	-	121,440,257
Legislature	4,000,000	4,000,000	3,000,000	-	15,000,000
Economic Development Corporation	4,000,000	3,000,000	4,000,000	7,000,000	157,245,000
Subtotal: General Government	22,552,000	20,121,242	15,800,000	7,000,000	293,685,257
Children, Youth & Families	19,554,628	3,229,344	-	-	60,824,788
Human Services	1,370,000	390,000	790,000	-	10,303,114
Mental Health, Retardation & Hospitals	7,958,500	7,278,500	6,400,000	334,040	105,552,774
Governor's Commission on Disabilities	100,000	100,000	100,000	-	1,335,032
Subtotal: Human Services	28,983,128	10,997,844	7,290,000	334,040	178,015,708
Elementary & Secondary Education	100,000	100,000	80,000	-	32,516,696
Higher Education	33,873,656	26,593,315	20,867,000	50,825,000	466,191,123
Atomic Energy Commission	-	-	-	-	1,646,100
Historical Preservation & Heritage Commission	-	-	-	-	590,075
Public Telecommunications Authority	-	-	-	-	700,000
Subtotal: Education	33,973,656	26,693,315	20,947,000	50,825,000	501,643,994
Corrections	43,358,699	38,897,308	33,225,740	14,824,273	183,671,745
Judicial	6,209,777	-	-	-	58,859,162
Military Staff	3,280,000	1,015,000	5,090,000	9,000,000	22,722,000
State Police	725,000	525,000	705,000	-	3,820,853
Subtotal: Public Safety	53,573,476	40,437,308	39,020,740	23,824,273	269,073,760
Environmental Management	24,135,345	17,314,120	7,309,370	634,563	290,174,160
Coastal Resources Management Council	2,663,797	932,267	-	-	44,638,700
Clean Water Finance Agency	103,513,269	68,833,278	51,582,078	1,658,539	917,230,514
Narragansett Bay Commission	-	-	-	-	23,900,000
Water Resources Board	8,391,000	1,241,000	290,000	-	36,691,570
Subtotal: Natural Resources	138,703,411	88,320,665	59,181,448	2,293,102	1,312,634,944
Transportation	241,200,000	234,000,000	233,000,000	5,200,000	1,781,971,120
Airport Corporation	-	-	-	-	1,550,000
RI Public Transit Authority	16,506,894	15,581,182	13,458,842	-	171,984,794
Subtotal: Transportation	257,706,894	249,581,182	246,458,842	5,200,000	1,955,505,914
Totals	535,492,565	436,151,556	388,698,030	89,476,415	4,510,559,577

Schedule 4 - Projects By Funding Source

	Projected Disbursements			
	Pre-FY 2002	FY 2002	FY 2003	FY 2004
<u>Department of Administration</u>				
State House Renovations	11,333,437	5,241,840	2,216,043	1,590,000
Phase I - Fire Safety & Security	4,466,652	495,000	-	-
GO Issued Proceeds 1990 Ch 434	4,466,652	-	-	-
Rhode Island Capital Plan Fund	-	495,000	-	-
Skylight and Roof Repairs	139,791	1,870,203	1,376,006	-
Rhode Island Capital Plan Fund	139,791	1,870,203	1,376,006	-
Terrace Walls/South Stairs	6,326,781	2,663,325	240,037	-
GO Issued Proceeds 1990 Ch 434	703,543	-	-	-
Rhode Island Capital Plan Fund	5,623,238	2,663,325	240,037	-
Elevator Replacement	391,525	12,000	-	-
Rhode Island Capital Plan Fund	391,525	12,000	-	-
Phase II - Interior Lighting/Generator	8,688	201,312	600,000	1,360,000
Rhode Island Capital Plan Fund	8,688	201,312	600,000	1,360,000
Phase III - Central HVAC/Parking	-	-	-	230,000
Rhode Island Capital Plan Fund	-	-	-	230,000
<u>Other Repairs and Rehabilitation</u>				
Chapin Health Laboratory Building	1,462,637	115,627	262,736	545,000
Rhode Island Capital Plan Fund	1,462,637	115,627	262,736	545,000
Cannon Building (Health)	268,876	287,859	75,000	377,000
Rhode Island Capital Plan Fund	268,876	287,859	75,000	377,000
Cranston Street Armory Stabilization	572,989	1,229,011	500,000	1,000,000
Economic Development Administration	66,176	633,824	-	-
Rhode Island Capital Plan Fund	506,813	595,187	500,000	1,000,000
Old Colony House - Newport	-	200,000	98,000	-
Rhode Island Capital Plan Fund	-	200,000	98,000	-
State Office Building (Transportation)	364,603	110,397	150,000	350,000
Rhode Island Capital Plan Fund	364,603	110,397	150,000	350,000
Court Buildings - HVAC Systems	297,079	100,000	200,000	220,000
Rhode Island Capital Plan Fund	297,079	100,000	200,000	220,000
Veterans Memorial Auditorium	-	-	250,000	1,000,000
Rhode Island Capital Plan Fund	-	-	250,000	1,000,000
Veterans Auditorium Office Building	1,796	73,204	-	500,000
Rhode Island Capital Plan Fund	1,796	73,204	-	500,000
William Powers Building (Administration)	-	-	-	45,000
Rhode Island Capital Plan Fund	-	-	-	45,000
Washington County Government Center	-	77,000	125,000	368,000
Rhode Island Capital Plan Fund	-	77,000	125,000	368,000

Schedule 4 - Projects By Funding Source

	Projected Disbursements				Totals
	FY 2005	FY 2006	FY 2007	Post-FY 2007	
<u>Department of Administration</u>					
State House Renovations	2,100,000	2,395,000	4,000,000	-	28,876,320
Phase I - Fire Safety & Security	-	-	-	-	4,961,652
GO Issued Proceeds 1990 Ch 434	-	-	-	-	4,466,652
Rhode Island Capital Plan Fund	-	-	-	-	495,000
Skylight and Roof Repairs	-	-	-	-	3,386,000
Rhode Island Capital Plan Fund	-	-	-	-	3,386,000
Terrace Walls/South Stairs	-	-	-	-	9,230,143
GO Issued Proceeds 1990 Ch 434	-	-	-	-	703,543
Rhode Island Capital Plan Fund	-	-	-	-	8,526,600
Elevator Replacement	-	-	-	-	403,525
Rhode Island Capital Plan Fund	-	-	-	-	403,525
Phase II - Interior Lighting/Generator	-	-	-	-	2,170,000
Rhode Island Capital Plan Fund	-	-	-	-	2,170,000
Phase III - Central HVAC/Parking	2,100,000	2,395,000	4,000,000	-	8,725,000
Rhode Island Capital Plan Fund	2,100,000	2,395,000	4,000,000	-	8,725,000
<u>Other Repairs and Rehabilitation</u>					
Chapin Health Laboratory Building	-	-	-	-	2,386,000
Rhode Island Capital Plan Fund	-	-	-	-	2,386,000
Cannon Building (Health)	150,000	-	-	-	1,158,735
Rhode Island Capital Plan Fund	150,000	-	-	-	1,158,735
Cranston Street Armory Stabilization	1,500,000	926,242	-	-	5,728,242
Economic Development Administration	-	-	-	-	700,000
Rhode Island Capital Plan Fund	1,500,000	926,242	-	-	5,028,242
Old Colony House - Newport	-	-	-	-	298,000
Rhode Island Capital Plan Fund	-	-	-	-	298,000
State Office Building (Transportation)	350,000	250,000	-	-	1,575,000
Rhode Island Capital Plan Fund	350,000	250,000	-	-	1,575,000
Court Buildings - HVAC Systems	-	-	-	-	817,079
Rhode Island Capital Plan Fund	-	-	-	-	817,079
Veterans Memorial Auditorium	2,000,000	2,000,000	1,750,000	-	7,000,000
Rhode Island Capital Plan Fund	2,000,000	2,000,000	1,750,000	-	7,000,000
Veterans Auditorium Office Building	-	1,000,000	1,500,000	-	3,075,000
Rhode Island Capital Plan Fund	-	1,000,000	1,500,000	-	3,075,000
William Powers Building (Administration)	437,000	-	-	-	482,000
Rhode Island Capital Plan Fund	437,000	-	-	-	482,000
Washington County Government Center	315,000	-	-	-	885,000
Rhode Island Capital Plan Fund	315,000	-	-	-	885,000

Schedule 4 - Projects By Funding Source

	Projected Disbursements			
	Pre-FY 2002	FY 2002	FY 2003	FY 2004
Old State House - Providence	-	50,000	50,000	325,000
Rhode Island Capital Plan Fund	-	50,000	50,000	325,000
Board of Elections Building	-	25,000	25,000	-
Rhode Island Capital Plan Fund	-	25,000	25,000	-
Handicapped Accessibility - Facility Renovations	2,660,277	2,087,561	285,165	500,000
GO Issued Proceeds 1989 Ch 552	1,040,482	959,518	-	-
GO Issued Proceeds 1990 Ch 434	1,619,795	1,128,043	35,165	-
Rhode Island Capital Plan Fund	-	-	250,000	500,000
Comprehensive Land Use Planning	2,288,814	211,186	-	-
GO Issued Proceeds 1989 Ch. 552	2,288,814	211,186	-	-
Environmental Compliance	882,205	917,795	600,000	900,000
Rhode Island Capital Plan Fund	882,205	917,795	600,000	900,000
Asset Inventory	-	300,000	-	-
Rhode Island Capital Plan Fund	-	300,000	-	-
Fox Point Hurricane Barrier	650,000	50,000	50,000	50,000
General Revenue	100,000	-	-	-
Rhode Island Capital Plan Fund	550,000	50,000	50,000	50,000
Fuel Depots	623,970	1,955,688	1,199,572	1,171,648
Internal Service Funds	72,000	150,000	150,000	150,000
Federal Highway Administration (CMAQ)	551,970	1,500,000	1,000,000	1,000,000
Private Funding	-	305,688	49,572	21,648
Affordable Housing Initiative	-	5,000,000	5,000,000	5,000,000
Third-Party Financing	-	5,000,000	5,000,000	5,000,000
Travelers' Aid Relocation	-	2,500,000	-	-
Third-Party Financing	-	2,500,000	-	-
Garrahy Parking Garage	-	-	6,500,000	6,500,000
Certificates of Participation	-	-	6,500,000	6,500,000
Heritage Harbor Museum	-	-	-	5,000,000
G.O. New Referenda	-	-	-	5,000,000
Department of Administration Totals	21,406,683	20,532,168	17,586,516	25,441,648
<u>Legislature</u>				
Legislative Office Building	-	-	-	4,000,000
Rhode Island Capital Plan Fund	-	-	-	4,000,000
Legislature Totals	-	-	-	4,000,000

Schedule 4 - Projects By Funding Source

	Projected Disbursements				Totals
	FY 2005	FY 2006	FY 2007	Post-FY 2007	
Old State House - Providence	-	-	-	-	425,000
Rhode Island Capital Plan Fund	-	-	-	-	425,000
Board of Elections Building	-	-	-	-	50,000
Rhode Island Capital Plan Fund	-	-	-	-	50,000
Handicapped Accessibility - Facility Renovations	600,000	600,000	600,000	-	7,333,003
GO Issued Proceeds 1989 Ch 552	-	-	-	-	2,000,000
GO Issued Proceeds 1990 Ch 434	-	-	-	-	2,783,003
Rhode Island Capital Plan Fund	600,000	600,000	600,000	-	2,550,000
Comprehensive Land Use Planning	-	-	-	-	2,500,000
GO Issued Proceeds 1989 Ch. 552	-	-	-	-	2,500,000
Environmental Compliance	900,000	900,000	900,000	-	6,000,000
Rhode Island Capital Plan Fund	900,000	900,000	900,000	-	6,000,000
Asset Inventory	-	-	-	-	300,000
Rhode Island Capital Plan Fund	-	-	-	-	300,000
Fox Point Hurricane Barrier	50,000	50,000	50,000	-	950,000
General Revenue	-	-	-	-	100,000
Rhode Island Capital Plan Fund	50,000	50,000	50,000	-	850,000
Fuel Depots	1,150,000	-	-	-	6,100,878
Internal Service Funds	150,000	-	-	-	672,000
Federal Highway Administration (CMAQ)	1,000,000	-	-	-	5,051,970
Private Funding	-	-	-	-	376,908
Affordable Housing Initiative	5,000,000	5,000,000	-	-	25,000,000
G.O. New Referenda	5,000,000	5,000,000	-	-	25,000,000
Travelers' Aid Relocation	-	-	-	-	2,500,000
Third-Party Financing	-	-	-	-	2,500,000
Garrahy Parking Garage	-	-	-	-	13,000,000
Third-Party Financing	-	-	-	-	13,000,000
Heritage Harbor Museum	-	-	-	-	5,000,000
G.O. New Referenda	-	-	-	-	5,000,000
Department of Administration Totals	14,552,000	13,121,242	8,800,000	-	121,440,257
<u>Legislature</u>					
Legislative Office Building	4,000,000	4,000,000	3,000,000	-	15,000,000
Rhode Island Capital Plan Fund	4,000,000	4,000,000	3,000,000	-	15,000,000
Legislature Totals	4,000,000	4,000,000	3,000,000	-	15,000,000

Schedule 4 - Projects By Funding Source

	Projected Disbursements			
	Pre-FY 2002	FY 2002	FY 2003	FY 2004
<u>Economic Development Corporation</u>				
Freight Rail Improvement Project (Third Rail)	37,561,378	38,068,622	15,063,800	17,306,200
GO Issued Proceeds - 1996 Ch 100	15,780,689	19,034,311	-	-
GO Unissued Proceeds - 1996 Ch 100	-	-	7,531,900	7,653,100
General Revenue	3,000,000	-	-	-
Federal Railroad Administration	18,780,689	19,034,311	7,531,900	9,653,100
Highway Fund*	[14,800,000]	[8,200,000]	[9,000,000]	[8,000,000]
Quonset Point/Davisville	12,818,897	7,626,103	2,000,000	4,000,000
GO Unissued Proceeds - 1979 Ch 157	-	445,000	-	-
GO Issued Proceeds - 1996 Ch 100	12,818,897	7,181,103	-	-
GO Unissued Proceeds - 1996 Ch 100	-	-	2,000,000	-
GO New Referenda	-	-	-	4,000,000
Ladd Center - Infrastructure Improvements	1,325,954	3,474,046	-	-
Rhode Island Capital Plan Fund	1,325,954	1,474,046	-	-
Economic Development Administration	-	2,000,000	-	-
Economic Development Corporation Totals	51,706,229	49,168,771	17,063,800	21,306,200

* Highway Fund expenditures are bracketed to avoid double counting of these expenditures. The actual expenditures are shown under the Highway Improvement Program within the Department of Transportation's Capital Budget.

General Government Totals	73,112,912	69,700,939	34,650,316	50,747,848
----------------------------------	-------------------	-------------------	-------------------	-------------------

<u>Children, Youth and Families</u>				
R.I. Training School - New Facility	-	500,000	1,804,632	34,903,896
Certificates of Participation	-	-	1,032,632	34,903,896
Interest Earnings	-	-	-	-
Restricted Receipt Funds	-	500,000	772,000	-
RITS Building 7 - Bathroom Renovations	-	100,000	-	-
Rhode Island Capital Plan Fund	-	100,000	-	-
<u>Private Providers</u>				
Providence County Mental Health	105,000	173,641	-	-
GO Issued Proceeds 1986 Ch 419	105,000	173,641	-	-
Spurwink/RI	16,077	182,923	-	-
Rhode Island Capital Plan Fund	16,077	182,923	-	-
Groden Center - Mt. Hope	128,074	46,913	-	79,660
GO Issued Proceeds 1982 Ch 344	128,074	46,913	-	-
Rhode Island Capital Plan Fund	-	-	-	79,660
Children, Youth and Families Totals	249,151	1,003,477	1,804,632	34,983,556

<u>Human Services</u>				
Veterans' Cemetery - Memorial Wall	1,269,574	73,072	-	-
Restricted Receipts - Veterans' Home	649,791	20,495	-	-
Federal Funds	619,783	52,577	-	-
Veterans' Home - Loading Dock	61,290	137,810	-	-

Schedule 4 - Projects By Funding Source

	Projected Disbursements				Totals
	FY 2005	FY 2006	FY 2007	Post-FY 2007	
<u>Economic Development Corporation</u>					
Freight Rail Improvement Project (Third Rail)	-	-	-	-	108,000,000
GO Issued Proceeds - 1996 Ch 100	-	-	-	-	34,815,000
GO Unissued Proceeds - 1996 Ch 100	-	-	-	-	15,185,000
General Revenue	-	-	-	-	3,000,000
Federal Railroad Administration	-	-	-	-	55,000,000
Highway Fund*	-	-	-	-	[40,000,000]
Quonset Point/Davisville	4,000,000	3,000,000	4,000,000	7,000,000	44,445,000
GO Unissued Proceeds - 1979 Ch 157	-	-	-	-	445,000
GO Issued Proceeds - 1996 Ch 100	-	-	-	-	20,000,000
GO Unissued Proceeds - 1996 Ch 100	-	-	-	-	2,000,000
GO New Referenda	4,000,000	3,000,000	4,000,000	7,000,000	22,000,000
Ladd Center - Infrastructure Improvements	-	-	-	-	4,800,000
Rhode Island Capital Plan Fund	-	-	-	-	2,800,000
Economic Development Administration	-	-	-	-	2,000,000
Economic Development Corporation Totals	4,000,000	3,000,000	4,000,000	7,000,000	157,245,000

* Highway Fund expenditures are bracketed to avoid double counting of these expenditures. The actual expenditures are shown under the Highway Improvement Program within the Department of Transportation's Capital Budget.

General Government Totals	22,552,000	20,121,242	15,800,000	7,000,000	293,685,257
----------------------------------	-------------------	-------------------	-------------------	------------------	--------------------

<u>Children, Youth and Families</u>					
R.I. Training School - New Facility	19,554,628	3,229,344	-	-	59,992,500
Certificates of Participation	18,934,128	2,929,344	-	-	57,800,000
Interest Earnings	-	300,000	-	-	300,000
Restricted Receipt Funds	620,500	-	-	-	1,892,500
RITS Building 7 - Bathroom Renovations	-	-	-	-	100,000
Rhode Island Capital Plan Fund	-	-	-	-	100,000
<u>Private Providers</u>					
Providence County Mental Health	-	-	-	-	278,641
GO Issued Proceeds 1986 Ch 419	-	-	-	-	278,641
Spurwink/RI	-	-	-	-	199,000
Rhode Island Capital Plan Fund	-	-	-	-	199,000
Groden Center - Mt. Hope	-	-	-	-	254,647
GO Issued Proceeds 1982 Ch 344	-	-	-	-	174,987
Rhode Island Capital Plan Fund	-	-	-	-	79,660
Children, Youth and Families Totals	19,554,628	3,229,344	-	-	60,824,788

<u>Human Services</u>					
Veterans' Cemetery - Memorial Wall	-	-	-	-	1,342,646
Restricted Receipts - Veterans' Home	-	-	-	-	670,286
Federal Funds	-	-	-	-	672,360
Veterans' Home - Loading Dock	-	-	-	-	199,100

Schedule 4 - Projects By Funding Source

	Projected Disbursements			
	Pre-FY 2002	FY 2002	FY 2003	FY 2004
Restricted Receipts - Veterans' Home	61,290	137,810	-	-
Veterans' Home - Heating System Replacement	107,726	1,828,638	108,223	-
Restricted Receipts - Veterans' Home	107,726	1,828,638	108,223	-
Veterans' Cemetery - Committal Shelter	42,129	1,276,041	-	-
Restricted Receipts - Veterans' Home	42,129	96,399	-	-
Federal Funds	-	1,179,642	-	-
Veterans' Cemetery - Master Plan	-	200,000	500,000	-
Federal Funds	-	200,000	500,000	-
Veterans' Home - N. Building Roof Replacement	-	20,000	640,000	295,000
Rhode Island Capital Plan Fund	-	-	140,000	-
Restricted Receipts - Veterans' Home	-	20,000	500,000	295,000
Veterans' Home - Resurface Kitchen Floor	-	50,000	-	-
Restricted Receipts - Veterans' Home	-	50,000	-	-
Veterans' Home - Renovations to N-3 Building	5,799	97,812	-	-
Restricted Receipts - Veterans' Home	5,799	97,812	-	-
Veterans' Home - Resurface Roadways	-	-	200,000	-
Restricted Receipts - Veterans' Home	-	-	200,000	-
Veterans' Home - Renovate Pump House	-	-	15,000	185,000
Restricted Receipts - Veterans' Home	-	-	15,000	185,000
Veterans' Home - Commandant Structure	-	-	-	-
Restricted Receipts - Veterans' Home	-	-	-	-
Veterans' Home - Activity Area	-	-	-	20,000
Restricted Receipts - Veterans' Home	-	-	-	20,000
Veterans' Home - Window Replacement	-	-	-	-
Restricted Receipts - Veterans' Home	-	-	-	-
Veterans' Home - Entrance Improvements	-	-	-	20,000
Restricted Receipts - Veterans' Home	-	-	-	20,000
Veterans' Home - Bathroom Improvements	-	-	-	-
Restricted Receipts - Veterans' Home	-	-	-	-
Veterans' Home - Garage Roof	-	-	-	-
Restricted Receipts - Veterans' Home	-	-	-	-
Forand Building Projects	15,427	4,573	150,000	430,000
Rhode Island Capital Plan Fund	15,427	4,573	150,000	430,000
Forand Building Paving and Exterior Stairways	-	-	-	-
Rhode Island Capital Plan Fund	-	-	-	-
Refurbishment of Blind Vending Facilities	-	-	-	-
Rhode Island Capital Plan Fund	-	-	-	-

Schedule 4 - Projects By Funding Source

	Projected Disbursements				Totals
	FY 2005	FY 2006	FY 2007	Post-FY 2007	
Restricted Receipts - Veterans' Home	-	-	-	-	199,100
Veterans' Home - Heating System Replacement	-	-	-	-	2,044,587
Restricted Receipts - Veterans' Home	-	-	-	-	2,044,587
Veterans' Cemetery - Committal Shelter	-	-	-	-	1,318,170
Restricted Receipts - Veterans' Home	-	-	-	-	138,528
Federal Funds	-	-	-	-	1,179,642
Veterans' Cemetery - Master Plan	-	-	-	-	700,000
Federal Funds	-	-	-	-	700,000
Veterans' Home - N. Building Roof Replacement	-	-	-	-	955,000
Rhode Island Capital Plan Fund	-	-	-	-	140,000
Restricted Receipts - Veterans' Home	-	-	-	-	815,000
Veterans' Home - Resurface Kitchen Floor	-	-	-	-	50,000
Restricted Receipts - Veterans' Home	-	-	-	-	50,000
Veterans' Home - Renovations to N-3 Building	-	-	-	-	103,611
Restricted Receipts - Veterans' Home	-	-	-	-	103,611
Veterans' Home - Resurface Roadways	-	-	-	-	200,000
Restricted Receipts - Veterans' Home	-	-	-	-	200,000
Veterans' Home - Renovate Pump House	-	-	-	-	200,000
Restricted Receipts - Veterans' Home	-	-	-	-	200,000
Veterans' Home - Commandant Structure	100,000	-	-	-	100,000
Restricted Receipts - Veterans' Home	100,000	-	-	-	100,000
Veterans' Home - Activity Area	210,000	-	-	-	230,000
Restricted Receipts - Veterans' Home	210,000	-	-	-	230,000
Veterans' Home - Window Replacement	20,000	230,000	-	-	250,000
Restricted Receipts - Veterans' Home	20,000	230,000	-	-	250,000
Veterans' Home - Entrance Improvements	250,000	-	-	-	270,000
Restricted Receipts - Veterans' Home	250,000	-	-	-	270,000
Veterans' Home - Bathroom Improvements	-	20,000	600,000	-	620,000
Restricted Receipts - Veterans' Home	-	20,000	600,000	-	620,000
Veterans' Home - Garage Roof	-	-	50,000	-	50,000
Restricted Receipts - Veterans' Home	-	-	50,000	-	50,000
Forand Building Exterior Window Panels	300,000	-	-	-	900,000
Rhode Island Capital Plan Fund	300,000	-	-	-	900,000
Forand Building Paving and Exterior Stairways	350,000	-	-	-	350,000
Rhode Island Capital Plan Fund	350,000	-	-	-	350,000
Refurbishment of Blind Vending Facilities	140,000	140,000	140,000	-	420,000
Rhode Island Capital Plan Fund	140,000	140,000	140,000	-	420,000

Schedule 4 - Projects By Funding Source

	Projected Disbursements			
	Pre-FY 2002	FY 2002	FY 2003	FY 2004
Department of Human Services Totals	1,501,945	3,687,946 (652,423)	1,613,223	950,000
<u>Mental Health, Retardation & Hospitals</u>				
R.I. Medical Center - Utility Upgrades	675,820	509,700	400,000	688,227
Rhode Island Capital Plan Fund	675,820	509,700	400,000	688,227
R.I. Medical Center - Rehabilitation	4,426,878	308,439	400,000	655,398
GO Issued Proceeds 1985 Ch 367	481,866	58,293	-	-
GO Issued Proceeds 1988 Ch 449	3,013,245	145	-	-
Rhode Island Capital Plan Fund	931,767	250,001	400,000	655,398
Central Power Plant Rehabilitation	389,561	3,667,608	19,626,960	6,270,432
General Revenue	304,000	-	-	-
Insurance Proceeds	-	505,000	-	-
Rhode Island Capital Plan Fund	85,561	360,000	400,000	200,000
Certificates of Participation	-	2,802,608	19,226,960	6,070,432
Environmental Mandates	20,000	-	-	550,000
Rhode Island Capital Plan Fund	20,000	-	-	550,000
Utility Systems - Water Storage Tanks & Pipes	27,663	361,325	-	450,000
Rhode Island Capital Plan Fund	27,663	361,325	-	450,000
Zambarano Building & Utilities	104,354	100,000	-	678,500
Rhode Island Capital Plan Fund	104,354	100,000	-	678,500
Eleanor Slater Hospital Warehouse	71,304	-	-	300,000
Rhode Island Capital Plan Fund	71,304	-	-	300,000
Mental Health Residences	2,508,806	1,221,053	1,100,000	1,100,000
GO Issued Proceeds 1990 Ch 434	2,508,806	1,221,053	-	-
GO Unissued Proceeds 1990 Ch 434	-	-	1,100,000	1,100,000
Mental Health Residences - Furniture	141,528	98,093	200,000	200,000
GO Issued Proceeds 1990 Ch 434	141,528	98,093	-	-
GO Unissued Proceeds 1990 Ch 434	-	-	200,000	200,000
MH Community Facilities - Capital Repairs	1,680,818	273,813	200,000	200,000
GO Issued Proceeds 1986 Ch 419	893,530	1,724	-	-
GO Issued Proceeds 1988 Ch 449	-	5,592	-	-
GO Issued Proceeds 1990 Ch 434	787,288	266,497	-	-
GO Unissued Proceeds 1990 Ch 434	-	-	200,000	200,000
MR/DD Residential Development	3,287,558	1,750,000	1,750,000	1,750,000
RI Capital Plan Fund	-	-	-	619,040
GO Issued Proceeds 1990 Ch 434	3,287,558	1,750,000	-	-
GO Unissued Proceeds 1990 Ch 434	-	-	1,750,000	1,130,960

Schedule 4 - Projects By Funding Source

	Projected Disbursements				Totals
	FY 2005	FY 2006	FY 2007	Post-FY 2007	
Department of Human Services Totals	1,370,000	390,000	790,000	-	10,303,114
<u>Mental Health, Retardation & Hospitals</u>					
R.I. Medical Center - Utility Upgrades	500,000	500,000	500,000	-	3,773,747
Rhode Island Capital Plan Fund	500,000	500,000	500,000	-	3,773,747
R.I. Medical Center - Rehabilitation	400,000	400,000	400,000	-	6,990,715
GO Issued Proceeds 1985 Ch 367	-	-	-	-	540,159
GO Issued Proceeds 1988 Ch 449	-	-	-	-	3,013,390
Rhode Island Capital Plan Fund	400,000	400,000	400,000	-	3,437,166
Central Power Plant Rehabilitation	-	-	-	-	29,954,561
General Revenue	-	-	-	-	304,000
Insurance Proceeds	-	-	-	-	505,000
Rhode Island Capital Plan Fund	-	-	-	-	1,045,561
Certificates of Participation	-	-	-	-	28,100,000
Environmental Mandates	380,000	-	-	-	950,000
Rhode Island Capital Plan Fund	380,000	-	-	-	950,000
Utility Systems - Water Storage Tanks & Pipes	250,000	250,000	250,000	-	1,588,988
Rhode Island Capital Plan Fund	250,000	250,000	250,000	-	1,588,988
Zambarano Building & Utilities	678,500	678,500	-	-	2,239,854
Rhode Island Capital Plan Fund	678,500	678,500	-	-	2,239,854
Eleanor Slater Hospital Warehouse	300,000	-	-	-	671,304
Rhode Island Capital Plan Fund	300,000	-	-	-	671,304
Mental Health Residences	1,100,000	1,100,000	1,100,000	334,040	9,563,899
GO Issued Proceeds 1990 Ch 434	-	-	-	-	3,729,859
GO Unissued Proceeds 1990 Ch 434	1,100,000	1,100,000	1,100,000	334,040	5,834,040
Mental Health Residences - Furniture	200,000	200,000	200,000	-	1,239,621
GO Issued Proceeds 1990 Ch 434	-	-	-	-	239,621
GO Unissued Proceeds 1990 Ch 434	200,000	200,000	200,000	-	1,000,000
MH Community Facilities - Capital Repairs	200,000	200,000	-	-	2,754,631
GO Issued Proceeds 1986 Ch 419	-	-	-	-	895,254
GO Unissued Proceeds 1986 Ch 419	-	-	-	-	5,592
GO Unissued Proceeds 1990 Ch 434	-	-	-	-	1,053,785
GO Unissued Proceeds 1990 Ch 434	200,000	200,000	-	-	800,000
MR/DD Residential Development	1,750,000	1,750,000	1,750,000	-	13,787,558
RI Capital Plan Fund	1,750,000	1,750,000	1,750,000	-	5,869,040
GO Issued Proceeds 1990 Ch 434	-	-	-	-	5,037,558
GO Unissued Proceeds 1990 Ch 434	-	-	-	-	2,880,960

Schedule 4 - Projects By Funding Source

	Projected Disbursements			
	Pre-FY 2002	FY 2002	FY 2003	FY 2004
MR Community Facilities - Capital Repairs	3,550,588	1,574,262	1,500,000	1,500,000
RI Capital Plan Fund	-	-	-	250,000
GO Issued Proceeds 1988 Ch 449	1,020,668	47,770	-	-
GO Issued Proceeds 1989 Ch 552	740,167	488	-	-
GO Issued Proceeds 1990 Ch 434	1,789,753	1,526,004	-	-
GO Unissued Proceeds 1990 Ch 434	-	-	1,500,000	1,250,000
Management Information	-	398,000	-	-
GO Issued Proceeds 1990 Ch 434	-	398,000	-	-
DD State-Owned Group Homes	770,623	54,377	200,000	100,000
GO Issued Proceeds 1990 Ch 434	720,623	54,377	-	-
GO Unissued Proceeds 1990 Ch 434	-	-	50,000	5,000
Rhode Island Capital Plan Fund	50,000	-	150,000	95,000
Regional Centers - Repair/Rehabilitation	9,625,347	685,329	500,000	500,000
Rhode Island Capital Plan Fund	-	-	-	-
GO Issued Proceeds 1986 Ch 419	656,204	78,405	-	-
GO Issued Proceeds 1988 Ch 449	8,134,511	599,446	-	-
GO Unissued Proceeds 1988 Ch 449	-	-	465,000	-
GO Issued Proceeds 1989 Ch 552	834,632	7,478	-	-
GO Unissued Proceeds 1989 Ch 552	-	-	35,000	500,000
King House	3,739	796,754	-	-
GO Issued Proceeds 1990 Ch 434	3,739	796,754	-	-
Eastman House	115,138	1,376,644	-	-
GO Issued Proceeds 1988 Ch 628	5,804	338,389	-	-
GO Issued Proceeds 1990 Ch 434	109,334	1,038,255	-	-
Asset Protection/ADA Renovations	1,182,865	214,611	100,000	100,000
GO Issued Proceeds 1988 Ch 628	596,169	-	-	-
GO Issued Proceeds 1988 Ch 449	380,620	101,611	-	-
Rhode Island Capital Plan Fund	206,076	113,000	100,000	100,000
Marathon House (Lodge at Wallum Lake)	499,838	89,781	-	-
GO Issued Proceeds 1990 Ch 434	499,838	89,781	-	-
Mental Health, Retardation & Hospitals Totals	29,082,428	13,479,789	25,976,960	15,042,557
<u>Governor's Commission on Disabilities</u>				
Handicapped Accessibility - Auxiliary Aids	666,550	268,482	-	100,000
GO Issued Proceeds 1990 Ch 434	666,550	268,482	-	-
General Revenue	-	-	-	100,000
Governor's Commission on Disabilities Totals	666,550	268,482	-	100,000
Human Services Totals	31,500,074	18,439,694	29,394,815	51,076,113

Schedule 4 - Projects By Funding Source

	Projected Disbursements				Totals
	FY 2005	FY 2006	FY 2007	Post-FY 2007	
MR Community Facilities - Capital Repairs	1,500,000	1,500,000	1,500,000	-	12,624,850
RI Capital Plan Fund	1,500,000	1,500,000	1,500,000	-	4,750,000
GO Issued Proceeds 1988 Ch 449	-	-	-	-	1,068,438
GO Issued Proceeds 1989 Ch 552	-	-	-	-	740,655
GO Issued Proceeds 1990 Ch 434	-	-	-	-	3,315,757
GO Unissued Proceeds 1990 Ch 434	-	-	-	-	2,750,000
Management Information	-	-	-	-	398,000
GO Issued Proceeds 1990 Ch 434	-	-	-	-	398,000
DD State-Owned Group Homes	100,000	100,000	100,000	-	1,425,000
GO Issued Proceeds 1990 Ch 434	-	-	-	-	775,000
GO Unissued Proceeds 1990 Ch 434	-	-	-	-	55,000
Rhode Island Capital Plan Fund	100,000	100,000	100,000	-	595,000
Regional Centers - Repair/Rehabilitation	500,000	500,000	500,000	-	12,810,676
Rhode Island Capital Plan Fund	-	300,000	500,000	-	800,000
GO Issued Proceeds 1986 Ch 419	-	-	-	-	734,609
GO Issued Proceeds 1988 Ch 449	-	-	-	-	8,733,957
GO Unissued Proceeds 1988 Ch 449	-	-	-	-	465,000
GO Issued Proceeds 1989 Ch 552	-	-	-	-	842,110
GO Unissued Proceeds 1989 Ch 552	500,000	200,000	-	-	1,235,000
King House	-	-	-	-	800,493
GO Issued Proceeds 1990 Ch 434	-	-	-	-	800,493
Eastman House	-	-	-	-	1,491,782
GO Issued Proceeds 1988 Ch 628	-	-	-	-	344,193
GO Issued Proceeds 1990 Ch 434	-	-	-	-	1,147,589
Asset Protection/ADA Renovations	100,000	100,000	100,000	-	1,897,476
GO Issued Proceeds 1988 Ch 628	-	-	-	-	596,169
GO Issued Proceeds 1988 Ch 449	-	-	-	-	482,231
Rhode Island Capital Plan Fund	100,000	100,000	100,000	-	819,076
Marathon House (Lodge at Wallum Lake)	-	-	-	-	589,619
GO Issued Proceeds 1990 Ch 434	-	-	-	-	589,619
Mental Health, Retardation & Hospitals Totals	7,958,500	7,278,500	6,400,000	334,040	105,552,774
<u>Governor's Commission on Disabilities</u>					
Handicapped Accessibility - Auxiliary Aids	100,000	100,000	100,000	-	1,335,032
GO Issued Proceeds 1990 Ch 434	-	-	-	-	935,032
General Revenue	100,000	100,000	100,000	-	400,000
Governor's Commission on Disabilities Totals	100,000	100,000	100,000	-	1,335,032
Human Services Totals	28,983,128	10,997,844	7,290,000	334,040	178,015,708

Schedule 4 - Projects By Funding Source

	Projected Disbursements			
	Pre-FY 2002	FY 2002	FY 2003	FY 2004
<u>Elementary and Secondary Education</u>				
Davies Career & Technical School	17,000	3,000	450,000	-
GO Issued Proceeds 1990 Ch 434	17,000	3,000	-	-
Rhode Island Capital Plan Fund	-	-	450,000	-
Metropolitan Career & Technical School	7,336,395	10,000,000	11,663,605	-
GO Issued Proceeds-1994 Ch 70	7,336,395	10,000,000	3,548,605	-
GO Unissued Proceeds - 1994 Ch 70	-	-	8,115,000	-
Woonsocket Career & Technical School	628,845	10,160	-	-
GO Issued Proceeds 1990 Ch 434	336,761	-	-	-
Rhode Island Capital Plan Fund	292,084	10,160	-	-
Dust Collection/Hazardous Materials Buildings	322,560	141,013	-	-
Rhode Island Capital Plan Fund	322,560	141,013	-	-
Chariho Vocational - Well Water Remediation	-	-	60,000	-
Rhode Island Capital Plan Fund	-	-	60,000	-
East Providence Career & Technical School	51,695	9,600	150,580	200,000
Rhode Island Capital Plan Fund	51,695	9,600	150,580	200,000
State-Owned Schools - Fire Alarm Systems	18,376	77,546	100,000	152,852
Rhode Island Capital Plan Fund	18,376	77,546	100,000	152,852
Hanley Career & Technical School	113,383	216,617	-	-
Rhode Island Capital Plan Fund	113,383	216,617	-	-
Communications/Security System	-	-	-	100,000
Rhode Island Capital Plan Fund	-	-	-	100,000
School for the Deaf - Physical Education Facility	18,281	32,522	262,666	100,000
Rhode Island Capital Plan Fund	18,281	32,522	262,666	100,000
Elementary & Secondary Education Totals	8,506,535	10,490,458	12,686,851	552,852
<u>Higher Education</u>				
Telecommunications Initiative	29,828,014	7,076,986	3,695,000	-
GO Issued Proceeds - 1996 Ch 100	29,828,014	7,076,986	-	-
GO Unissued Proceeds - 1996 Ch 100	-	-	3,695,000	-
Asset Protection - URI	4,622,199	1,404,723	4,786,653	5,000,000
Rhode Island Capital Plan Fund	4,622,199	1,404,723	4,786,653	5,000,000
Asset Protection - RIC	2,601,231	1,630,029	1,650,000	2,420,000
Rhode Island Capital Plan Fund	2,601,231	1,630,029	1,650,000	2,420,000
Asset Protection - CCRI	1,122,170	2,009,721	1,050,000	1,050,000
Rhode Island Capital Plan Fund	1,122,170	2,009,721	1,050,000	1,050,000

Schedule 4 - Projects By Funding Source

	Projected Disbursements				Totals
	FY 2005	FY 2006	FY 2007	Post-FY 2007	
<u>Elementary and Secondary Education</u>					
Davies Career & Technical School	-	-	-	-	470,000
GO Issued Proceeds 1990 Ch 434	-	-	-	-	20,000
Rhode Island Capital Plan Fund	-	-	-	-	450,000
Metropolitan Career & Technical School	-	-	-	-	29,000,000
GO Issued Proceeds-1994 Ch 70	-	-	-	-	20,885,000
GO Unissued Proceeds - 1994 Ch 70	-	-	-	-	8,115,000
Woonsocket Career & Technical School	-	-	-	-	639,005
GO Issued Proceeds 1990 Ch 434	-	-	-	-	336,761
Rhode Island Capital Plan Fund	-	-	-	-	302,244
Dust Collection/Hazardous Materials Buildings	-	-	-	-	463,573
Rhode Island Capital Plan Fund	-	-	-	-	463,573
Chariho Vocational - Well Water Remediation	-	-	-	-	60,000
Rhode Island Capital Plan Fund	-	-	-	-	60,000
East Providence Career & Technical School	-	-	-	-	411,875
Rhode Island Capital Plan Fund	-	-	-	-	411,875
State-Owned Schools - Fire Alarm Systems	-	-	-	-	348,774
Rhode Island Capital Plan Fund	-	-	-	-	348,774
Hanley Career & Technical School	-	-	-	-	330,000
Rhode Island Capital Plan Fund	-	-	-	-	330,000
Communications/Security System	100,000	100,000	80,000	-	380,000
Rhode Island Capital Plan Fund	100,000	100,000	80,000	-	380,000
School for the Deaf - Physical Education Facility	-	-	-	-	413,469
Rhode Island Capital Plan Fund	-	-	-	-	413,469
Elementary & Secondary Education Totals	100,000	100,000	80,000	-	32,516,696
<u>Higher Education</u>					
Telecommunications Initiative	-	-	-	-	40,600,000
GO Issued Proceeds - 1996 Ch 100	-	-	-	-	36,905,000
GO Unissued Proceeds - 1996 Ch 100	-	-	-	-	3,695,000
Asset Protection - URI	5,000,000	4,000,000	3,800,000	-	28,613,575
Rhode Island Capital Plan Fund	5,000,000	4,000,000	3,800,000	-	28,613,575
Asset Protection - RIC	1,650,000	1,650,000	1,650,000	-	13,251,260
Rhode Island Capital Plan Fund	1,650,000	1,650,000	1,650,000	-	13,251,260
Asset Protection - CCRI	1,050,000	1,050,000	1,050,000	-	8,381,891
Rhode Island Capital Plan Fund	1,050,000	1,050,000	1,050,000	-	8,381,891

Schedule 4 - Projects By Funding Source

	Projected Disbursements			
	Pre-FY 2002	FY 2002	FY 2003	FY 2004
CCRI - Knight Campus Megastructure Addition	13,173,829	2,405,631	-	-
GO Issued Proceeds - 1996 Ch 100	13,140,680	1,407,578	-	-
Revenue Bonds	-	651,202	-	-
Rhode Island Capital Plan Fund	33,149	346,851	-	-
CCRI Knight Campus Renewal	-	-	-	300,000
GO New Referenda	-	-	-	300,000
CCRI - Providence Campus Addition	192,963	4,573,407	1,860,660	-
GO Issued Proceeds - 1998 Ch 31	192,963	4,573,407	-	-
GO Unissued Proceeds - 1998 Ch 31	-	-	1,860,660	-
CCRI - Newport Campus Construction	-	1,003,750	4,000,000	5,931,250
GO Issued Proceeds - 2000 Ch 55	-	1,003,750	-	-
GO Unissued Proceeds - 2000 Ch 55	-	-	4,000,000	5,931,250
CCRI Flanagan Campus	-	-	-	-
GO New Referenda	-	-	-	-
RIC - Performing Arts Building	9,474,712	25,288	-	-
GO Issued Proceeds - 1996 Ch 100	9,474,712	25,288	-	-
RIC - Renovation of DCYF Facilities	1,987,757	2,348,430	-	-
Rhode Island Capital Plan Fund	-	50,000	-	-
GO Issued Proceeds - 1998 Ch 31	1,987,757	2,298,430	-	-
RIC - Student Union Addition and Renovation	232,750	2,088,491	2,486,491	-
RIHEBC Revenue Bonds	153,000	2,088,491	226,000	-
University/College Funds	79,750	-	2,260,491	-
RIC - Residence Hall Repairs	20,000	1,731,022	2,283,978	-
GO Issued Proceeds - 2000 Ch 55	-	1,731,022	276,478	-
GO Unissued Proceeds - 2000 Ch 55	-	-	2,007,500	-
University/College Funds	20,000	-	-	-
RIC - Alger Hall Renovations	-	20,000	1,825,442	1,164,558
Rhode Island Capital Plan Fund	-	20,000	1,825,442	1,164,558
RIC - DCYF Facilities/Master Plan Improvements	-	1,139,853	1,600,000	1,795,047
Rhode Island Capital Plan Fund	-	1,139,853	1,600,000	1,795,047
RIC Roads/Parking/Entrances	-	-	-	1,500,000
GO New Referenda	-	-	-	1,500,000
URI Chafee Hall PCB Abatement	-	3,800,000	-	-
Rhode Island Capital Plan Fund	-	3,800,000	-	-
URI Coastal Institute - Kingston Campus Phase I	8,982,184	1,904,856	472,761	-
University/College Funds	50,000	50,000	-	-
Department of Agriculture - Federal Funds	8,932,184	1,854,856	472,761	-

Schedule 4 - Projects By Funding Source

	Projected Disbursements				Totals
	FY 2005	FY 2006	FY 2007	Post-FY 2007	
CCRI - Knight Campus Megastructure Addition	-	-	-	-	15,579,460
GO Issued Proceeds - 1996 Ch 100	-	-	-	-	14,548,258
Revenue Bonds	-	-	-	-	651,202
Rhode Island Capital Plan Fund	-	-	-	-	380,000
CCRI Knight Campus Renewal	2,900,000	3,700,000	200,000	-	7,100,000
GO New Referenda	2,900,000	3,700,000	200,000	-	7,100,000
CCRI - Providence Campus Addition	-	-	-	-	6,627,030
GO Issued Proceeds - 1998 Ch 31	-	-	-	-	4,766,370
GO Unissued Proceeds - 1998 Ch 31	-	-	-	-	1,860,660
CCRI - Newport Campus Construction	-	-	-	-	10,935,000
GO Issued Proceeds - 2000 Ch 55	-	-	-	-	1,003,750
GO Unissued Proceeds - 2000 Ch 55	-	-	-	-	9,931,250
CCRI Flanagan Campus	-	300,000	3,175,000	5,225,000	8,700,000
GO New Referenda	-	300,000	3,175,000	5,225,000	8,700,000
RIC - Performing Arts Building	-	-	-	-	9,500,000
GO Issued Proceeds - 1996 Ch 100	-	-	-	-	9,500,000
RIC - Renovation of DCYF Facilities	-	-	-	-	4,336,187
Rhode Island Capital Plan Fund	-	-	-	-	50,000
GO Issued Proceeds - 1998 Ch 31	-	-	-	-	4,286,187
RIC - Student Union Addition and Renovation	-	-	-	-	4,807,732
RIHEBC Revenue Bonds	-	-	-	-	2,467,491
University/College Funds	-	-	-	-	2,340,241
RIC - Residence Hall Repairs	-	-	-	-	4,035,000
GO Issued Proceeds - 2000 Ch 55	-	-	-	-	2,007,500
GO Unissued Proceeds - 2000 Ch 55	-	-	-	-	2,007,500
University/College Funds	-	-	-	-	20,000
RIC - Alger Hall Renovations	-	-	-	-	3,010,000
Rhode Island Capital Plan Fund	-	-	-	-	3,010,000
RIC - DCYF Facilities/Master Plan Improvements	-	-	-	-	4,534,900
Rhode Island Capital Plan Fund	-	-	-	-	4,534,900
RIC Roads/Parking/Entrances	1,800,000	-	-	-	3,300,000
GO New Referenda	1,800,000	-	-	-	3,300,000
URI Chafee Hall PCB Abatement	-	-	-	-	3,800,000
Rhode Island Capital Plan Fund	-	-	-	-	3,800,000
URI Coastal Institute - Kingston Campus Phase I	-	-	-	-	11,359,801
University/College Funds	-	-	-	-	100,000
Department of Agriculture - Federal Funds	-	-	-	-	11,259,801

Schedule 4 - Projects By Funding Source

	Projected Disbursements			
	Pre-FY 2002	FY 2002	FY 2003	FY 2004
URI - Green Hall Rehabilitation	351,134	3,383,342	2,222,456	-
GO Issued Proceeds - 1996 Ch 100	351,134	1,822,190	283,608	-
GO Unissued Proceeds - 1996 Ch 100	-	-	300,000	-
Rhode Island Capital Plan Fund	-	1,200,000	1,000,000	-
Private Funding	-	361,152	638,848	-
URI - Ballentine Hall Rehabilitation	305,200	7,868,375	2,113,840	-
GO Issued Proceeds - 1996 Ch 100	-	3,334,337	-	-
Private Funding	305,200	3,180,960	2,113,840	-
Rhode Island Capital Plan Fund	-	1,353,078	-	-
URI - Ranger Hall Rehabilitation	137,437	544,887	3,941,909	-
GO Issued Proceeds - 1996 Ch 100	137,437	544,887	431,909	-
GO Unissued Proceeds - 1996 Ch 100	-	-	2,510,000	-
Private Funding	-	-	1,000,000	-
URI Modular Building II	20,000	5,420,000	-	-
RIHEBC Revenue Bonds	20,000	5,420,000	-	-
URI - 14 Upper College Road	1,106,785	476,000	-	-
University/College Funds	-	207,385	-	-
RIHEBC Revenue Bonds	1,106,785	268,615	-	-
URI - Repaving Project (Phase I)	132,000	868,000	-	-
RIHEBC Revenue Bonds	132,000	868,000	-	-
URI - Repaving Project (Phase II)	-	-	1,355,000	645,000
RIHEBC Revenue Bonds	-	-	1,355,000	645,000
URI - Sigma Chi House Purchase/Renovation	425,050	14,950	-	-
RIHEBC Revenue Bonds	425,050	14,950	-	-
URI - Sigma Nu House Purchase/Renovation	172,000	110,707	-	-
RIHEBC Revenue Bonds	172,000	110,707	-	-
URI - Alumni/Advancement Building	149,000	1,248,477	2,600,915	-
RIHEBC Revenue Bonds	149,000	915,677	2,600,915	-
Private Funding	-	332,800	-	-
URI - Whispering Pines Lodge	-	-	1,136,461	2,529,263
RIHEBC Revenue Bonds	-	-	1,136,461	2,529,263
URI - Independence Hall Rehabilitation	-	524,029	369,260	3,000,000
GO Issued Proceeds - 1998 Ch 31	-	524,029	369,260	-
GO Unissued Proceeds - 1998 Ch 31	-	-	-	3,000,000
URI - Lippitt Hall Rehabilitation	-	-	505,000	2,710,000
GO Unissued Proceeds - 1998 Ch 31	-	-	505,000	2,710,000

Schedule 4 - Projects By Funding Source

	Projected Disbursements				Totals
	FY 2005	FY 2006	FY 2007	Post-FY 2007	
URI - Green Hall Rehabilitation	-	-	-	-	5,956,932
GO Issued Proceeds - 1996 Ch 100	-	-	-	-	2,456,932
GO Unissued Proceeds - 1996 Ch 100	-	-	-	-	300,000
Rhode Island Capital Plan Fund	-	-	-	-	2,200,000
Private Funding	-	-	-	-	1,000,000
URI - Ballentine Hall Rehabilitation	-	-	-	-	10,287,415
GO Issued Proceeds - 1996 Ch 100	-	-	-	-	3,334,337
Private Funding	-	-	-	-	5,600,000
Rhode Island Capital Plan Fund	-	-	-	-	1,353,078
URI - Ranger Hall Rehabilitation	-	-	-	-	4,624,233
GO Issued Proceeds - 1996 Ch 100	-	-	-	-	1,114,233
GO Unissued Proceeds - 1996 Ch 100	-	-	-	-	2,510,000
Private Funding	-	-	-	-	1,000,000
URI Modular Building II	-	-	-	-	5,440,000
RIHEBC Revenue Bonds	-	-	-	-	5,440,000
URI - 14 Upper College Road	-	-	-	-	1,582,785
University/College Funds	-	-	-	-	207,385
RIHEBC Revenue Bonds	-	-	-	-	1,375,400
URI - Repaving Project (Phase I)	-	-	-	-	1,000,000
RIHEBC Revenue Bonds	-	-	-	-	1,000,000
URI - Repaving Project (Phase II)	-	-	-	-	2,000,000
RIHEBC Revenue Bonds	-	-	-	-	2,000,000
URI - Sigma Chi House Purchase/Renovation	-	-	-	-	440,000
RIHEBC Revenue Bonds	-	-	-	-	440,000
URI - Sigma Nu House Purchase/Renovation	-	-	-	-	282,707
RIHEBC Revenue Bonds	-	-	-	-	282,707
URI - Alumni/Advancement Building	-	-	-	-	3,998,392
RIHEBC Revenue Bonds	-	-	-	-	3,665,592
Third-Party Financing	-	-	-	-	332,800
URI - Whispering Pines Lodge	-	-	-	-	3,665,724
RIHEBC Revenue Bonds	-	-	-	-	3,665,724
URI - Independence Hall Rehabilitation	1,147,220	-	-	-	5,040,509
GO Issued Proceeds - 1998 Ch 31	-	-	-	-	893,289
GO Unissued Proceeds - 1998 Ch 31	1,147,220	-	-	-	4,147,220
URI - Lippitt Hall Rehabilitation	1,765,000	-	-	-	4,980,000
GO Unissued Proceeds - 1998 Ch 31	1,765,000	-	-	-	4,980,000

Schedule 4 - Projects By Funding Source

	Projected Disbursements			
	Pre-FY 2002	FY 2002	FY 2003	FY 2004
URI Athletic Complex & Convocation Center	15,035,240	36,218,726	7,294,976	1,664,295
Private Funding	-	7,313,473	2,869,273	-
Concession Fees	-	500,000	-	-
RIHEBC Revenue Bonds	9,181,445	15,312,324	520,697	-
Capitalized Interest	457,681	1,664,295	1,664,295	1,664,295
Interest Earnings on Bond Funds	533,592	519,815	12,052	-
Rhode Island Capital Plan Fund	4,862,522	10,908,819	2,228,659	-
URI Athletic Complex Ice Facility	701,710	9,991,914	1,365,836	391,659
RIHEBC Revenue Bonds	314,866	5,602,836	-	-
Capitalized Interest	107,706	391,659	391,659	391,659
Rhode Island Capital Plan Fund	153,568	3,875,091	971,341	-
Interest Earnings on Bond Funds	125,570	122,328	2,836	-
URI Convocation Center Parking Facility	-	1,500,000	2,100,000	-
University/College Funds	-	1,500,000	2,100,000	-
URI Residence Halls Modernization/Renovations	21,571,441	6,358,047	8,500,000	7,500,000
RIHEBC Revenue Bonds	19,067,933	-	-	-
Capitalized Interest	1,080,921	-	-	-
Rhode Island Capital Plan Fund	-	-	-	-
GO Issued Proceeds - 2000 Ch 55	-	5,018,750	-	-
GO Unissued Proceeds - 2000 Ch 55	-	-	8,500,000	7,500,000
University/College Funds	1,422,587	1,339,297	-	-
URI Utility Infrastructure Upgrade/Replacement	-	-	-	5,454,000
GO New Referenda	-	-	-	5,454,000
URI Environmental Biotechnology Center	-	-	200,000	-
GO New Referenda	-	-	-	-
Rhode Island Capital Plan Fund	-	-	200,000	-
URI - 177 Plains Road	212,000	20,000	-	-
URI Foundation Funding	212,000	-	-	-
Rhode Island Capital Plan Fund	-	20,000	-	-
URI - Rodos Hellenic Center	661,888	3,564,535	-	-
Private Funding	661,888	3,564,535	-	-
URI - Sustainable Communities Facility	925,000	-	302,201	5,840,371
Federal Funds	925,000	-	302,201	5,840,371
Higher Education Totals	114,143,694	111,274,176	59,718,839	48,895,443
<u>Atomic Energy Commission</u>				
Cancer Treatment Center	206,000	185,000	800,000	-
Private Funding	206,000	185,000	800,000	-
Pharmaceutical Production Laboratory	105,000	100,000	-	-
Private Funding	105,000	100,000	-	-
R.I. Nuclear Science Center - Wall Painting	-	-	-	50,000
Rhode Island Capital Plan Fund	-	-	-	50,000

Schedule 4 - Projects By Funding Source

	Projected Disbursements				Totals
	FY 2005	FY 2006	FY 2007	Post-FY 2007	
URI Athletic Complex & Convocation Center	-	-	-	-	60,213,237
Private Funding	-	-	-	-	10,182,746
Concession Fees	-	-	-	-	500,000
RIHEBC Revenue Bonds	-	-	-	-	25,014,466
Capitalized Interest	-	-	-	-	5,450,566
Interest Earnings on Bond Funds	-	-	-	-	1,065,459
Rhode Island Capital Plan Fund	-	-	-	-	18,000,000
URI Athletic Complex Ice Facility	-	-	-	-	12,451,119
RIHEBC Revenue Bonds	-	-	-	-	5,917,702
Capitalized Interest	-	-	-	-	1,282,683
Rhode Island Capital Plan Fund	-	-	-	-	5,000,000
Interest Earnings on Bond Funds	-	-	-	-	250,734
URI Convocation Center Parking Facility	-	-	-	-	3,600,000
University/College Funds	-	-	-	-	3,600,000
URI Residence Halls Modernization/Renovations	9,981,250	8,199,315	3,000,000	-	65,110,053
RIHEBC Revenue Bonds	-	-	-	-	19,067,933
Capitalized Interest	-	-	-	-	1,080,921
Rhode Island Capital Plan Fund	9,000,000	8,000,000	3,000,000	-	20,000,000
GO Issued Proceeds - 2000 Ch 55	-	-	-	-	5,018,750
GO Unissued Proceeds - 2000 Ch 55	981,250	-	-	-	16,981,250
University/College Funds	-	199,315	-	-	2,961,199
URI Utility Infrastructure Upgrade/Replacement	5,660,000	5,944,000	6,242,000	-	23,300,000
GO New Referenda	5,660,000	5,944,000	6,242,000	-	23,300,000
URI Environmental Biotechnology Center	-	1,750,000	1,750,000	45,600,000	49,300,000
GO New Referenda	-	1,750,000	1,750,000	45,600,000	49,100,000
Rhode Island Capital Plan Fund	-	-	-	-	200,000
URI - 177 Plains Road	-	-	-	-	232,000
URI Foundation Funding	-	-	-	-	212,000
Rhode Island Capital Plan Fund	-	-	-	-	20,000
URI - Rodos Hellenic Center	-	-	-	-	4,226,423
Third-Party Financing	-	-	-	-	4,226,423
URI - Sustainable Communities Facility	2,920,186	-	-	-	9,987,758
Federal Funds	2,920,186	-	-	-	9,987,758
Higher Education Totals	33,873,656	26,593,315	20,867,000	50,825,000	466,191,123
<u>Atomic Energy Commission</u>					
Cancer Treatment Center	-	-	-	-	1,191,000
Private Funding	-	-	-	-	1,191,000
Pharmaceutical Production Laboratory	-	-	-	-	205,000
Private Funding	-	-	-	-	205,000
R.I. Nuclear Science Center - Wall Painting	-	-	-	-	50,000
Rhode Island Capital Plan Fund	-	-	-	-	50,000

Schedule 4 - Projects By Funding Source

	Projected Disbursements			
	Pre-FY 2002	FY 2002	FY 2003	FY 2004
R.I. Nuclear Science Center - North Bunker	33,600	21,400	-	-
Rhode Island Capital Plan Fund	33,600	21,400	-	-
Medical Research Laboratory	6,000	900	38,200	100,000
Federal Funds	6,000	-	-	-
General Revenue	-	900	-	-
Private Funding	-	-	38,200	100,000
Atomic Energy Commission Totals	350,600	307,300	838,200	150,000
<u>Historical Preservation & Heritage Commission</u>				
Restoration of State-Owned Property	566,479	23,596	-	-
GO Issued Proceeds 1988 Ch. 449	566,479	23,596	-	-
Historical Pres. & Heritage Comm. Totals	566,479	23,596	-	-
<u>RI Public Telecommunication Authority</u>				
Federally Mandate Conversion to Digital TV	-	350,000	350,000	-
Federal Funds	-	350,000	350,000	-
RI Public Telecommunication Authority Totals	-	350,000	350,000	-
Education Totals	123,567,308	122,445,530	73,593,890	49,598,295
<u>Corrections</u>				
Maximum - Perimeter & Interior Security	3,151,977	687,093	-	300,000
Rhode Island Capital Plan Fund	3,151,977	687,093	-	300,000
Maximum - Fire Alarm/Smoke Evacuation	140,064	19,436	-	-
Rhode Island Capital Plan Fund	140,064	19,436	-	-
Fire Code Safety Improvements	525,983	1,374,017	300,000	800,000
Rhode Island Capital Plan Fund	525,983	1,374,017	300,000	800,000
Security Camera Installation	-	973,000	-	834,000
Rhode Island Capital Plan Fund	-	973,000	-	834,000
High Security - Infrastructure Improvements	-	-	-	415,000
Rhode Island Capital Plan Fund	-	-	-	415,000
Medium - Secure Committing/Transport Area	-	-	-	342,000
Rhode Island Capital Plan Fund	-	-	-	342,000
Gloria McDonald - Secure Committing/Transport	-	-	-	300,000
Rhode Island Capital Plan Fund	-	-	-	300,000
High Security - HVAC Renovations	496,993	79,007	-	169,000
Rhode Island Capital Plan Fund	496,993	79,007	-	169,000
Aquidneck & Prudence Cells - Roof Repair	336,120	740,880	-	200,000

Schedule 4 - Projects By Funding Source

	Projected Disbursements				Totals
	FY 2005	FY 2006	FY 2007	Post-FY 2007	
R.I. Nuclear Science Center - North Bunker	-	-	-	-	55,000
Rhode Island Capital Plan Fund	-	-	-	-	55,000
Medical Research Laboratory	-	-	-	-	145,100
Federal Funds	-	-	-	-	6,000
General Revenue	-	-	-	-	900
Private Funding	-	-	-	-	138,200
Atomic Energy Commission Totals	-	-	-	-	1,646,100
<u>Historical Preservation & Heritage Commission</u>					
Restoration of State-Owned Property	-	-	-	-	590,075
GO Issued Proceeds 1988 Ch. 449	-	-	-	-	590,075
Historical Pres. & Heritage Comm. Totals	-	-	-	-	590,075
<u>RI Public Telecommunication Authority</u>					
Federally Mandate Conversion to Digital TV	-	-	-	-	700,000
Federal Funds	-	-	-	-	700,000
RI Public Telecommunication Authority Totals	-	-	-	-	700,000
Education Totals	33,973,656	26,693,315	20,947,000	50,825,000	501,643,994
<u>Corrections</u>					
Maximum - Perimeter & Interior Security	-	-	-	-	4,139,070
Rhode Island Capital Plan Fund	-	-	-	-	4,139,070
Maximum - Fire Alarm/Smoke Evacuation	-	-	-	-	159,500
Rhode Island Capital Plan Fund	-	-	-	-	159,500
Fire Code Safety Improvements	400,000	400,000	331,663	-	4,131,663
Rhode Island Capital Plan Fund	400,000	400,000	331,663	-	4,131,663
Security Camera Installation	926,565	602,267	416,954	564,459	4,317,245
Rhode Island Capital Plan Fund	926,565	602,267	416,954	564,459	4,317,245
High Security - Infrastructure Improvements	737,000	343,000	-	-	1,495,000
Rhode Island Capital Plan Fund	737,000	343,000	-	-	1,495,000
Medium - Secure Committing/Transport Area	-	-	-	-	342,000
Rhode Island Capital Plan Fund	-	-	-	-	342,000
Gloria McDonald - Secure Committing/Transport	511,000	-	-	-	811,000
Rhode Island Capital Plan Fund	511,000	-	-	-	811,000
High Security - HVAC Renovations	-	-	-	-	745,000
Rhode Island Capital Plan Fund	-	-	-	-	745,000
Aquidneck & Prudence Cells - Roof Repair	-	-	-	-	1,277,000

Schedule 4 - Projects By Funding Source

	Projected Disbursements			
	Pre-FY 2002	FY 2002	FY 2003	FY 2004
Rhode Island Capital Plan Fund	336,120	740,880	-	200,000
Women's Facility - Window Replacement	33,768	666,232	380,000	-
Rhode Island Capital Plan Fund	33,768	666,232	380,000	-
Maximum - General Renovations	54,627	527,073	173,300	244,000
Rhode Island Capital Plan Fund	54,627	527,073	173,300	244,000
Women's Facility - Roof/Masonry Renovations	-	430,000	-	2,397,000
Rhode Island Capital Plan Fund	-	430,000	-	2,397,000
Women's Facility - Plumbing/Bathrooms	-	-	460,000	561,000
Rhode Island Capital Plan Fund	-	-	460,000	561,000
Correctional Facilities - Roof/Structural Repairs	-	-	529,000	-
Rhode Island Capital Plan Fund	-	-	529,000	-
Minimum Security - Infrastructure Improvements	-	-	-	500,000
Rhode Island Capital Plan Fund	-	-	-	500,000
Bernadette - Roof/Plumbing/HVAC Repairs	-	-	-	415,000
Rhode Island Capital Plan Fund	-	-	-	415,000
Heating & Temperature Control Renovations	-	-	-	756,000
Rhode Island Capital Plan Fund	-	-	-	756,000
Pastore Center Road & Parking Lot Repavement	-	-	-	-
Rhode Island Capital Plan Fund	-	-	-	-
Medium Security - Roof Replacement & Drainage	-	-	-	-
Rhode Island Capital Plan Fund	-	-	-	-
Medium Security - HVAC & Mechanical	-	-	-	-
Rhode Island Capital Plan Fund	-	-	-	-
Administration Buildings - HVAC	-	-	-	-
Rhode Island Capital Plan Fund	-	-	-	-
Pinel Building Renovations	-	-	-	-
Rhode Island Capital Plan Fund	-	-	-	-
MIS Unit Relocation	-	-	-	-
Rhode Island Capital Plan Fund	-	-	-	-
Intake Service Center - HVAC	-	-	-	-
Rhode Island Capital Plan Fund	-	-	-	-
Minimum - Electrical Upgrades	-	-	-	-
Rhode Island Capital Plan Fund	-	-	-	-

Schedule 4 - Projects By Funding Source

	Projected Disbursements				Totals
	FY 2005	FY 2006	FY 2007	Post-FY 2007	
Rhode Island Capital Plan Fund	-	-	-	-	1,277,000
Women's Facility - Window Replacement	-	-	-	-	1,080,000
Rhode Island Capital Plan Fund	-	-	-	-	1,080,000
Maximum - General Renovations	-	-	-	-	999,000
Rhode Island Capital Plan Fund	-	-	-	-	999,000
Women's Facility - Roof/Masonry Renovations	472,000	-	-	-	3,299,000
Rhode Island Capital Plan Fund	472,000	-	-	-	3,299,000
Women's Facility - Plumbing/Bathrooms	182,000	-	-	-	1,203,000
Rhode Island Capital Plan Fund	182,000	-	-	-	1,203,000
Correctional Facilities - Roof/Structural Repairs	-	-	-	-	529,000
Rhode Island Capital Plan Fund	-	-	-	-	529,000
Minimum Security - Infrastructure Improvements	500,000	1,489,000	-	-	2,489,000
Rhode Island Capital Plan Fund	500,000	1,489,000	-	-	2,489,000
Bernadette - Roof/Plumbing/HVAC Repairs	623,000	347,000	-	-	1,385,000
Rhode Island Capital Plan Fund	623,000	347,000	-	-	1,385,000
Heating & Temperature Control Renovations	618,000	-	-	-	1,374,000
Rhode Island Capital Plan Fund	618,000	-	-	-	1,374,000
Pastore Center Road & Parking Lot Repavement	500,000	-	-	-	500,000
Rhode Island Capital Plan Fund	500,000	-	-	-	500,000
Medium Security - Roof Replacement & Drainage	888,000	592,000	-	-	1,480,000
Rhode Island Capital Plan Fund	888,000	592,000	-	-	1,480,000
Medium Security - HVAC & Mechanical	31,000	654,000	-	-	685,000
Rhode Island Capital Plan Fund	31,000	654,000	-	-	685,000
Administration Buildings - HVAC	37,000	820,000	-	-	857,000
Rhode Island Capital Plan Fund	37,000	820,000	-	-	857,000
Pinel Building Renovations	417,000	729,000	937,000	-	2,083,000
Rhode Island Capital Plan Fund	417,000	729,000	937,000	-	2,083,000
MIS Unit Relocation	-	429,000	1,000,000	1,434,000	2,863,000
Rhode Island Capital Plan Fund	-	429,000	1,000,000	1,434,000	2,863,000
Intake Service Center - HVAC	-	575,087	862,630	1,437,718	2,875,435
Rhode Island Capital Plan Fund	-	575,087	862,630	1,437,718	2,875,435
Minimum - Electrical Upgrades	-	608,348	912,521	506,956	2,027,825
Rhode Island Capital Plan Fund	-	608,348	912,521	506,956	2,027,825

Schedule 4 - Projects By Funding Source

	Projected Disbursements			
	Pre-FY 2002	FY 2002	FY 2003	FY 2004
Minimum - Water System	-	-	-	-
Rhode Island Capital Plan Fund	-	-	-	-
Dix Facility Expansion (Phase I)	16,132	430,468	-	-
Rhode Island Capital Plan Fund	1,482	43,178	-	-
Federal Funds	14,650	387,290	-	-
Dix Facility Expansion (Phase II)	-	35,000	-	554,000
Rhode Island Capital Plan Fund	-	35,000	-	554,000
Women's Facility - Education/Recreation Annex	-	-	-	-
Rhode Island Capital Plan Fund	-	-	-	-
Reintegration Center	234,579	1,991,640	4,558,449	2,532,472
Rhode Island Capital Plan Fund	234,579	171,271	353,892	253,247
Federal Funds	-	1,820,369	4,204,557	2,279,225
Medium Security - Segregation Unit	-	473,303	2,690,817	4,145,787
Federal Funds	-	473,303	1,526,697	-
Certificates of Participation	-	-	1,164,120	4,145,787
High Security Addition	-	-	560,000	8,154,781
Certificates of Participation	-	-	560,000	8,154,781
Community Corrections Centers	-	-	-	4,180,001
Certificates of Participation	-	-	-	4,180,001
Maximum Addition	-	-	-	2,496,726
Certificates of Participation	-	-	-	2,496,726
Department of Corrections Totals	4,990,243	8,427,149	9,651,566	30,296,767
Judicial				
New Kent County Courthouse	-	-	21,767,471	25,743,252
Certificates of Participation	-	-	21,767,471	25,743,252
Garrahy Judicial Complex - Refurbishments	554,556	2,976,106	-	-
Rhode Island Capital Plan Fund	554,556	2,976,106	-	-
Garrahy Judicial Complex - Roof Replacement	27,370	322,630	-	-
Rhode Island Capital Plan Fund	27,370	322,630	-	-
Garrahy Judicial Complex - Ceiling/Lighting	-	-	-	-
Rhode Island Capital Plan Fund	-	-	-	-
Licht Judicial Complex - Exterior/Interior	270,261	129,739	-	-
Rhode Island Capital Plan Fund	270,261	129,739	-	-
Licht Judicial Complex - Security Check Points	-	-	-	-
Rhode Island Capital Plan Fund	-	-	-	-

Schedule 4 - Projects By Funding Source

	Projected Disbursements				Totals
	FY 2005	FY 2006	FY 2007	Post-FY 2007	
Minimum - Water System	-	-	800,159	977,971	1,778,130
Rhode Island Capital Plan Fund	-	-	800,159	977,971	1,778,130
Dix Facility Expansion (Phase I)	-	-	-	-	446,600
Rhode Island Capital Plan Fund	-	-	-	-	44,660
Federal Funds	-	-	-	-	401,940
Dix Facility Expansion (Phase II)	-	-	-	-	589,000
Rhode Island Capital Plan Fund	-	-	-	-	589,000
Women's Facility - Education/Recreation Annex	-	500,000	6,265,000	-	6,765,000
Rhode Island Capital Plan Fund	-	500,000	6,265,000	-	6,765,000
Reintegration Center	812,747	-	-	-	10,129,887
Rhode Island Capital Plan Fund	-	-	-	-	1,012,989
Federal Funds	812,747	-	-	-	9,116,898
Medium Security - Segregation Unit	227,887	-	-	-	7,537,794
Federal Funds	-	-	-	-	2,000,000
Certificates of Participation	227,887	-	-	-	5,537,794
High Security Addition	13,670,605	7,993,738	-	-	30,379,124
Certificates of Participation	13,670,605	7,993,738	-	-	30,379,124
Community Corrections Centers	9,405,002	7,315,002	-	-	20,900,005
Certificates of Participation	9,405,002	7,315,002	-	-	20,900,005
Maximum Addition	12,399,893	15,499,866	21,699,813	9,903,169	61,999,467
Certificates of Participation	12,399,893	15,499,866	21,699,813	9,903,169	61,999,467
Department of Corrections Totals	43,358,699	38,897,308	33,225,740	14,824,273	183,671,745
Judicial					
New Kent County Courthouse	4,299,277	-	-	-	51,810,000
Certificates of Participation	4,299,277	-	-	-	51,810,000
Garrahy Judicial Complex - Interior Refurbishment	-	-	-	-	3,530,662
Rhode Island Capital Plan Fund	-	-	-	-	3,530,662
Garrahy Judicial Complex - Roof Replacement	-	-	-	-	350,000
Rhode Island Capital Plan Fund	-	-	-	-	350,000
Garrahy Judicial Complex - Ceiling/Lighting	1,500,000	-	-	-	1,500,000
Rhode Island Capital Plan Fund	1,500,000	-	-	-	1,500,000
Licht Judicial Complex - Exterior/Interior	-	-	-	-	400,000
Rhode Island Capital Plan Fund	-	-	-	-	400,000
Licht Judicial Complex - Security Check Points	130,000	-	-	-	130,000
Rhode Island Capital Plan Fund	130,000	-	-	-	130,000

Schedule 4 - Projects By Funding Source

	Projected Disbursements			
	Pre-FY 2002	FY 2002	FY 2003	FY 2004
Licht Judicial Complex - Roof Study	-	-	-	25,000
Rhode Island Capital Plan Fund	-	-	-	25,000
McGrath Judicial Complex - Interior	-	-	-	-
Rhode Island Capital Plan Fund	-	-	-	-
Murray Judicial Complex - Exterior	-	-	165,000	198,000
Rhode Island Capital Plan Fund	-	-	165,000	198,000
Murray Judicial Complex - Security Check Points	-	-	-	-
Rhode Island Capital Plan Fund	-	-	-	-
Fogarty Judicial Annex - Refurbishment	-	35,000	60,000	375,000
Rhode Island Capital Plan Fund	-	35,000	60,000	375,000
Judicial Department Totals	852,187	3,463,475	21,992,471	26,341,252
<u>Military Staff</u>				
Armory of Mounted Commands - Slate Roof	-	-	-	150,000
Rhode Island Capital Plan Fund	-	-	-	100,000
National Guard Bureau - Federal	-	-	-	50,000
Armory of Mounted Commands - HVAC	-	-	-	530,000
Rhode Island Capital Plan Fund	-	-	-	530,000
Bristol Armory - Rehabilitation	54,854	190,146	200,000	100,000
Rhode Island Capital Plan Fund	54,854	190,146	200,000	100,000
Benefit Street Arsenal - Rehabilitation	11,994	22,000	192,610	245,396
Rhode Island Capital Plan Fund	11,994	22,000	192,610	245,396
Camp Fogarty - Interior	-	-	-	-
Rhode Island Capital Plan Fund	-	-	-	-
National Guard Bureau - Federal	-	-	-	-
North Smithfield Armory	-	-	20,000	165,000
Rhode Island Capital Plan Fund	-	-	5,000	41,250
National Guard Bureau - Federal	-	-	15,000	123,750
Schofield Armory - Exterior/Boiler	-	20,000	147,500	147,500
Rhode Island Capital Plan Fund	-	20,000	147,500	147,500
Schofield Armory - Kitchen	-	-	-	-
Rhode Island Capital Plan Fund	-	-	-	-
Warren Armory Rehabilitation	-	154,000	146,000	175,000
Rhode Island Capital Plan Fund	-	154,000	146,000	175,000
Warwick Armory - Boiler	-	-	75,000	125,000
Rhode Island Capital Plan Fund	-	-	-	50,000
National Guard Bureau - Federal	-	-	75,000	75,000
Combined Support Maintenance Shop	-	-	25,000	375,000

Schedule 4 - Projects By Funding Source

	Projected Disbursements				Totals
	FY 2005	FY 2006	FY 2007	Post-FY 2007	
Licht Judicial Complex - Roof Study	-	-	-	-	25,000
Rhode Island Capital Plan Fund	-	-	-	-	25,000
McGrath Judicial Complex - Interior	225,500	-	-	-	225,500
Rhode Island Capital Plan Fund	225,500	-	-	-	225,500
Murray Judicial Complex - Exterior	-	-	-	-	363,000
Rhode Island Capital Plan Fund	-	-	-	-	363,000
Murray Judicial Complex - Security Check Points	55,000	-	-	-	55,000
Rhode Island Capital Plan Fund	55,000	-	-	-	55,000
Fogarty Judicial Annex - Refurbishment	-	-	-	-	470,000
Rhode Island Capital Plan Fund	-	-	-	-	470,000
Judicial Department Totals	6,209,777	-	-	-	58,859,162
<u>Military Staff</u>					
Armory of Mounted Commands - Slate Roof	525,000	525,000	-	-	1,200,000
Rhode Island Capital Plan Fund	525,000	525,000	-	-	1,150,000
National Guard Bureau - Federal	-	-	-	-	50,000
Armory of Mounted Commands - HVAC	480,000	490,000	-	-	1,500,000
Rhode Island Capital Plan Fund	480,000	490,000	-	-	1,500,000
Bristol Armory - Rehabilitation	-	-	-	-	545,000
Rhode Island Capital Plan Fund	-	-	-	-	545,000
Benefit Street Arsenal - Rehabilitation	-	-	-	-	472,000
Rhode Island Capital Plan Fund	-	-	-	-	472,000
Camp Fogarty - Interior	200,000	-	-	-	200,000
Rhode Island Capital Plan Fund	50,000	-	-	-	50,000
National Guard Bureau - Federal	150,000	-	-	-	150,000
North Smithfield Armory	165,000	-	-	-	350,000
Rhode Island Capital Plan Fund	41,250	-	-	-	87,500
National Guard Bureau - Federal	123,750	-	-	-	262,500
Schofield Armory - Exterior/Boiler	25,000	-	-	-	340,000
Rhode Island Capital Plan Fund	25,000	-	-	-	340,000
Schofield Armory - Kitchen	-	-	90,000	-	90,000
Rhode Island Capital Plan Fund	-	-	90,000	-	90,000
Warren Armory Rehabilitation	-	-	-	-	475,000
Rhode Island Capital Plan Fund	-	-	-	-	475,000
Warwick Armory - Boiler	-	-	-	-	200,000
Rhode Island Capital Plan Fund	-	-	-	-	50,000
National Guard Bureau - Federal	-	-	-	-	150,000
Combined Support Maintenance Shop	-	-	-	-	400,000

Schedule 4 - Projects By Funding Source

	Projected Disbursements			
	Pre-FY 2002	FY 2002	FY 2003	FY 2004
Rhode Island Capital Plan Fund	-	-	-	100,000
National Guard Bureau - Federal	-	-	25,000	275,000
Army Aviation Support Facility	-	-	25,000	300,000
Rhode Island Capital Plan Fund	-	-	-	50,000
National Guard Bureau - Federal	-	-	25,000	250,000
Vehicle Exhaust Ventilation System	-	200,000	-	-
Rhode Island Capital Plan Fund	-	50,000	-	-
National Guard Bureau - Federal	-	150,000	-	-
Organizational Maintenance Shop	-	-	-	250,000
Rhode Island Capital Plan Fund	-	-	-	62,500
National Guard Bureau - Federal	-	-	-	187,500
USPFO - HVAC	-	20,000	-	180,000
Rhode Island Capital Plan Fund	-	5,000	-	45,000
National Guard Bureau - Federal	-	15,000	-	135,000
Emergency Operations Center	-	45,000	-	45,000
Rhode Island Capital Plan Fund	-	-	-	45,000
Federal Emergency Management Agency	-	45,000	-	-
Quonset Point Armory/Hangar	-	-	-	-
Rhode Island Capital Plan Fund	-	-	-	-
National Guard Bureau - Federal	-	-	-	-
Military Staff Totals	66,848	651,146	831,110	2,787,896
<u>State Police</u>				
State Police Barracks Renovations	274,000	-	100,000	325,000
Rhode Island Capital Plan Fund	274,000	-	100,000	325,000
Headquarters Renovations and Repairs	281,647	434,768	125,938	140,000
Rhode Island Capital Plan Fund	281,647	434,768	125,938	140,000
Parking Area Improvements	26,090	-	-	158,410
Rhode Island Capital Plan Fund	26,090	-	-	158,410
Headquarters Complex Expansion	-	-	-	-
Rhode Island Capital Plan Fund	-	-	-	-
State Police Totals	581,737	434,768	225,938	623,410
Public Safety Totals	6,491,015	12,976,538	32,701,085	60,049,325

Schedule 4 - Projects By Funding Source

	Projected Disbursements				Totals
	FY 2005	FY 2006	FY 2007	Post-FY 2007	
Rhode Island Capital Plan Fund	-	-	-	-	100,000
National Guard Bureau - Federal	-	-	-	-	300,000
Army Aviation Support Facility	275,000	-	-	-	600,000
Rhode Island Capital Plan Fund	25,000	-	-	-	75,000
National Guard Bureau - Federal	250,000	-	-	-	525,000
Vehicle Exhaust Ventilation System	-	-	-	-	200,000
Rhode Island Capital Plan Fund	-	-	-	-	50,000
National Guard Bureau - Federal	-	-	-	-	150,000
Organizational Maintenance Shop	-	-	-	-	250,000
Rhode Island Capital Plan Fund	-	-	-	-	62,500
National Guard Bureau - Federal	-	-	-	-	187,500
USPFO - HVAC	260,000	-	-	-	460,000
Rhode Island Capital Plan Fund	65,000	-	-	-	115,000
National Guard Bureau - Federal	195,000	-	-	-	345,000
Emergency Operations Center	1,250,000	-	-	-	1,340,000
Rhode Island Capital Plan Fund	625,000	-	-	-	670,000
Federal Emergency Management Agency	625,000	-	-	-	670,000
Quonset Point Armory/Hangar	100,000	-	5,000,000	9,000,000	14,100,000
Rhode Island Capital Plan Fund	100,000	-	-	-	100,000
National Guard Bureau - Federal	-	-	5,000,000	9,000,000	14,000,000
Military Staff Totals	3,280,000	1,015,000	5,090,000	9,000,000	22,722,000
<u>State Police</u>					
State Police Barracks Renovations	325,000	100,000	100,000	-	1,224,000
Rhode Island Capital Plan Fund	325,000	100,000	100,000	-	1,224,000
Headquarters Renovations and Repairs	-	-	-	-	982,353
Rhode Island Capital Plan Fund	-	-	-	-	982,353
Parking Area Improvements	50,000	-	-	-	234,500
Rhode Island Capital Plan Fund	50,000	-	-	-	234,500
Headquarters Complex Expansion	350,000	425,000	605,000	-	1,380,000
Rhode Island Capital Plan Fund	350,000	425,000	605,000	-	1,380,000
State Police Totals	725,000	525,000	705,000	-	3,820,853
Public Safety Totals	53,573,476	40,437,308	39,020,740	23,824,273	269,073,760

Schedule 4 - Projects By Funding Source

	Projected Disbursements			
	Pre-FY 2002	FY 2002	FY 2003	FY 2004
<u>Environmental Management</u>				
<u>Anti-pollution Projects</u>				
Sewer Interceptors	1,198,442	500,000	648,245	500,000
GO Issued Proceeds 1986 Ch 289	1,198,442	500,000	648,245	-
GO Unissued Proceeds 1986 Ch 289	-	-	-	500,000
Governmental Water Pollution Control Facilities	21,085,443	18,101	465,000	500,000
GO Issued Proceeds 1986 Ch 289	21,085,443	18,101	-	-
GO Unissued Proceeds 1986 Ch 289	-	-	465,000	500,000
Non-Government Grant & Revolving Loans	1,275,719	219,760	-	-
GO Issued Proceeds 1986 Ch 289	1,275,719	219,760	-	-
<u>Pawtuxet River Water Quality Improvements</u>				
Wastewater Treatment Grant - Cranston	3,286,311	1,001,671	2,030,000	-
GO Issued Proceeds 1989 Ch 552	3,286,311	-	-	-
GO Unissued Proceeds 1989 Ch 552	-	-	35,000	-
GO Issued Proceeds 1990 Ch 434	-	1,001,671	-	-
GO Unissued Proceeds 1990 Ch 434	-	-	1,995,000	-
Wastewater Treatment Grant - Warwick	1,135,752	4,585,745	-	-
GO Issued Proceeds 1989 Ch 552	1,135,752	1,595,603	-	-
GO Issued Proceeds 1990 Ch 434	-	2,990,142	-	-
Wastewater Treatment Grant - West Warwick	3,287,401	3,601,296	-	-
GO Issued Proceeds 1989 Ch 552	3,287,401	611,625	-	-
GO Issued Proceeds 1990 Ch 434	-	2,989,671	-	-
<u>Hazardous Waste</u>				
Superfund	-	-	2,040,630	3,500,000
General Revenues	-	-	1,020,315	1,750,000
Federal Funds	-	-	1,020,315	1,750,000
Environmental Response	8,164,375	120,165	-	-
GO Issued Proceeds 1989 Ch 552	8,164,375	120,165	-	-
<u>Aquafund</u>				
Administrative Council Support	505,466	41,090	-	-
GO Issued Proceeds 1988 Ch 443	505,466	41,090	-	-
Planning and Program Development	174,464	122,111	-	-
GO Issued Proceeds 1988 Ch 443	174,464	122,111	-	-
Pilot & Prototypical Projects	489,032	73,017	-	-
GO Issued Proceeds 1988 Ch 443	489,032	73,017	-	-
Wastewater Treatment Grants	6,019,239	411,974	-	-
GO Issued Proceeds 1988 Ch 443	6,019,239	411,974	-	-
Urban Runoff Abatement	1,719,124	71,860	-	-
GO Issued Proceeds 1988 Ch 443	1,719,124	71,860	-	-

Schedule 4 - Projects By Funding Source

	Projected Disbursements				Totals
	FY 2005	FY 2006	FY 2007	Post-FY 2007	
<u>Environmental Management</u>					
<u>Anti-pollution Projects</u>					
Sewer Interceptors	500,000	500,000	500,000	634,563	4,981,250
GO Issued Proceeds 1986 Ch 289	-	-	-	-	2,346,687
GO Unissued Proceeds 1986 Ch 289	500,000	500,000	500,000	634,563	2,634,563
Governmental Water Pollution Control Facilities	190,345	-	-	-	22,258,889
GO Issued Proceeds 1986 Ch 289	-	-	-	-	21,103,544
GO Unissued Proceeds 1986 Ch 289	190,345	-	-	-	1,155,345
Non-Government Grant & Revolving Loans	-	-	-	-	1,495,479
GO Issued Proceeds 1986 Ch 289	-	-	-	-	1,495,479
<u>Pawtuxet River Water Quality Improvements</u>					
Wastewater Treatment Grant - Cranston	-	-	-	-	6,317,982
GO Issued Proceeds 1989 Ch 552	-	-	-	-	3,286,311
GO Unissued Proceeds 1989 Ch 552	-	-	-	-	35,000
GO Issued Proceeds 1990 Ch 434	-	-	-	-	1,001,671
GO Unissued Proceeds 1990 Ch 434	-	-	-	-	1,995,000
Wastewater Treatment Grant - Warwick	-	-	-	-	5,721,497
GO Issued Proceeds 1989 Ch 552	-	-	-	-	2,731,355
GO Issued Proceeds 1990 Ch 434	-	-	-	-	2,990,142
Wastewater Treatment Grant - West Warwick	-	-	-	-	6,888,697
GO Issued Proceeds 1989 Ch 552	-	-	-	-	3,899,026
GO Unissued Proceeds 1990 Ch 434	-	-	-	-	2,989,671
<u>Hazardous Waste</u>					
Superfund	3,500,000	3,500,000	1,459,370	-	14,000,000
General Revenues	1,750,000	1,750,000	729,685	-	7,000,000
Federal Funds	1,750,000	1,750,000	729,685	-	7,000,000
Environmental Response	-	-	-	-	8,284,540
GO Issued Proceeds 1989 Ch 552	-	-	-	-	8,284,540
<u>Aquafund</u>					
Administrative Council Support	-	-	-	-	546,556
GO Issued Proceeds 1988 Ch 443	-	-	-	-	546,556
Planning and Program Development	-	-	-	-	296,575
GO Issued Proceeds 1988 Ch 443	-	-	-	-	296,575
Pilot & Prototypical Projects	-	-	-	-	562,049
GO Issued Proceeds 1988 Ch 443	-	-	-	-	562,049
Wastewater Treatment Grants	-	-	-	-	6,431,213
GO Issued Proceeds 1988 Ch 443	-	-	-	-	6,431,213
Urban Runoff Abatement	-	-	-	-	1,790,984
GO Issued Proceeds 1988 Ch 443	-	-	-	-	1,790,984

Schedule 4 - Projects By Funding Source

	Projected Disbursements			
	Pre-FY 2002	FY 2002	FY 2003	FY 2004
<u>State Recreational Property</u>				
State Land Acquisition - Open Space	15,925,708	3,815,886	2,500,000	2,500,000
GO Issued Proceeds 1985 Ch 369	5,041,584	40,389	-	-
GO Issued Proceeds 1989 Ch 552	10,384,124	1,275,497	-	-
GO Issued Proceeds 1998 Ch 31	-	2,000,000	-	-
GO Unissued Proceeds 1989 Ch 552	-	-	500,000	500,000
GO Unissued Proceeds 2000 Ch 55	-	-	1,500,000	1,500,000
Federal Funds	500,000	500,000	500,000	500,000
<u>Natural Land Acquisition</u>				
Farmland Development Rights	8,926,957	2,558,043	1,500,000	1,500,000
GO Issued Proceeds 1986 Ch 419	-	-	-	-
GO Issued Proceeds 1989 Ch 552	2,982,516	2,484	-	-
GO Issued Proceeds 1990 Ch 434	1,994,767	5,233	-	-
GO Issued Proceeds 1996 Ch 100	3,295,244	704,756	-	-
GO Issued Proceeds 1998 Ch 31	654,430	345,570	-	-
GO Issued Proceeds 2000 Ch 55	-	1,000,000	-	-
GO Unissued Proceeds 2000 Ch 55	-	-	1,000,000	1,000,000
Federal Funds	-	500,000	500,000	500,000
<u>Municipal Recreation Projects</u>				
Roger Williams Park	8,944,802	514,216	500,000	498,000
GO Issued Proceeds 1989 Ch 552	8,944,802	12,216	-	-
GO Issued Proceeds 2000 Ch 55	-	502,000	-	-
GO Unissued Proceeds 2000 Ch 55	-	-	500,000	498,000
<u>Local Land Acquisition Grants</u>				
Local Land Acquisition Grants	27,115,131	4,100,000	3,958,887	3,600,000
GO Issued Proceeds 1986 Ch 419	4,286,140	132,296	-	-
GO Issued Proceeds 1987 Ch 425	18,755,420	3,606,080	-	-
GO Issued Proceeds 1989 Ch 552	4,073,571	118,811	-	-
GO Issued Proceeds 1998 Ch 31	-	242,813	818,887	-
GO Unissued Proceeds 1998 Ch 31	-	-	938,300	-
GO Unissued Proceeds 2000 Ch 55	-	-	2,201,700	3,600,000
<u>Local Recreation Development Grants</u>				
Local Recreation Development Grants	32,180,295	4,449,093	3,438,940	2,287,080
GO Issued Proceeds 1987 Ch 425	23,995,882	3,458,360	-	-
GO Unissued Proceeds 1987 Ch 425	-	-	133,260	-
GO Issued Proceeds 1989 Ch 552	8,184,413	240,733	1,000,000	-
GO Unissued Proceeds 1989 Ch 552	-	-	92,760	-
GO Unissued Proceeds 2000 Ch 55	-	-	1,462,920	1,537,080
Federal Fund	-	750,000	750,000	750,000
<u>Local Recreational Development - Distressed Comm.</u>				
Local Recreational Development - Distressed Comm.	-	500,000	500,000	-
GO Issued Proceeds 2000 Ch 55	-	500,000	-	-
GO Unissued Proceeds 2000 Ch 55	-	-	500,000	-
<u>Local Bikeways & Recreational Greenways</u>				
Local Bikeways & Recreational Greenways	413,310	1,600,690	2,000,000	986,000
GO Issued Proceeds 1998 Ch 31	413,310	1,600,690	1,000,000	-
GO Unissued Proceeds 1998 Ch 31	-	-	1,000,000	986,000

Schedule 4 - Projects By Funding Source

	Projected Disbursements				Totals
	FY 2005	FY 2006	FY 2007	Post-FY 2007	
<u>State Recreational Property</u>					
State Land Acquisition - Open Space	2,500,000	1,325,000	-	-	28,566,594
GO Issued Proceeds 1985 Ch 369	-	-	-	-	5,081,973
GO Issued Proceeds 1989 Ch 552	-	-	-	-	11,659,621
GO Issued Proceeds 1998 Ch 31	-	-	-	-	2,000,000
GO Unissued Proceeds 1989 Ch 552	500,000	525,000	-	-	2,025,000
GO Unissued Proceeds 2000 Ch 55	1,500,000	300,000	-	-	4,800,000
Federal Funds	500,000	500,000	-	-	3,000,000
<u>Natural Land Acquisition</u>					
Farmland Development Rights	1,500,000	1,500,000	-	-	17,485,000
GO Issued Proceeds 1986 Ch 419	-	-	-	-	-
GO Issued Proceeds 1989 Ch 552	-	-	-	-	2,985,000
GO Issued Proceeds 1990 Ch 434	-	-	-	-	2,000,000
GO Issued Proceeds 1996 Ch 100	-	-	-	-	4,000,000
GO Issued Proceeds 1998 Ch 31	-	-	-	-	1,000,000
GO Issued Proceeds 2000 Ch 55	-	-	-	-	1,000,000
GO Unissued Proceeds 2000 Ch 55	1,000,000	1,000,000	-	-	4,000,000
Federal Funds	500,000	500,000	-	-	2,500,000
<u>Municipal Recreation Projects</u>					
Roger Williams Park	-	-	-	-	10,457,018
GO Issued Proceeds 1989 Ch 552	-	-	-	-	8,957,018
GO Issued Proceeds 2000 Ch 55	-	-	-	-	502,000
GO Unissued Proceeds 2000 Ch 55	-	-	-	-	998,000
Local Land Acquisition Grants	3,600,000	1,998,300	-	-	44,372,318
GO Issued Proceeds 1986 Ch 419	-	-	-	-	4,418,436
GO Issued Proceeds 1987 Ch 425	-	-	-	-	22,361,500
GO Issued Proceeds 1989 Ch 552	-	-	-	-	4,192,382
GO Issued Proceeds 1998 Ch 31	-	-	-	-	1,061,700
GO Unissued Proceeds 1998 Ch 31	-	-	-	-	938,300
GO Unissued Proceeds 2000 Ch 55	3,600,000	1,998,300	-	-	11,400,000
Local Recreation Development Grants	1,750,000	1,750,000	750,000	-	46,605,408
GO Issued Proceeds 1987 Ch 425	-	-	-	-	27,454,242
GO Unissued Proceeds 1987 Ch 425	-	-	-	-	133,260
GO Issued Proceeds 1989 Ch 552	-	-	-	-	9,425,146
GO Unissued Proceeds 1989 Ch 552	-	-	-	-	92,760
GO Unissued Proceeds 2000 Ch 55	1,000,000	1,000,000	-	-	5,000,000
Federal Fund	750,000	750,000	750,000	-	4,500,000
Local Recreational Development - Distressed Comm.	-	-	-	-	1,000,000
GO Issued Proceeds 2000 Ch 55	-	-	-	-	500,000
GO Unissued Proceeds 2000 Ch 55	-	-	-	-	500,000
Local Bikeways & Recreational Greenways	-	-	-	-	5,000,000
GO Issued Proceeds 1998 Ch 31	-	-	-	-	3,014,000
GO Unissued Proceeds 1998 Ch 31	-	-	-	-	1,986,000

Schedule 4 - Projects By Funding Source

	Projected Disbursements			
	Pre-FY 2002	FY 2002	FY 2003	FY 2004
State Recreation Facilities				
Facilities Improvement	3,459,087	2,337,472	1,750,000	2,579,710
GO Issued Proceeds 1986 Ch 419	3,158,796	455,472	-	-
GO Unissued Proceeds 2000 Ch 55	-	-	1,000,000	1,000,000
Restricted Receipt Funds	-	525,000	-	-
Rhode Island Capital Plan Fund	300,291	75,000	-	829,710
Federal Funds	-	1,282,000	750,000	750,000
Fort Adams Restoration	263,180	356,238	250,000	250,000
GO Issued Proceeds 1985 Ch 369	263,180	6,238	-	-
Rhode Island Capital Plan Fund	-	350,000	250,000	250,000
Bike Paths	165,504	1,839,496	1,000,000	1,000,000
GO Issued Proceeds 1998 Ch 31	165,504	1,839,496	-	-
GO Unissued Proceeds 1998 Ch 31	-	-	1,000,000	1,000,000
Federal Highway Administration*	-	[4,000,000]	[4,000,000]	[4,000,000]
State Infrastructure Facilities				
Galilee Piers	2,492,891	328,001	122,000	2,000,000
Rhode Island Capital Plan Fund	2,492,891	328,001	122,000	2,000,000
Newport Piers	2,392,409	1,406,690	-	500,000
Rhode Island Capital Plan Fund	2,392,409	1,406,690	-	250,000
Federal Funds	-	-	-	250,000
Wickford Marine Facilities	-	-	-	50,000
Rhode Island Capital Plan Fund	-	-	-	50,000
Westerly Boat Ramp	187	87,000	-	-
Rhode Island Capital Plan Fund	187	87,000	-	-
Fish & Wildlife Office/Laboratory	2,672,488	1,504,365	359,590	-
Rhode Island Capital Plan Fund	1,401,635	829,365	-	-
Restricted Receipt Funds	200,000	275,000	-	-
Federal Funds	1,070,853	400,000	359,590	-
Fish & Wildlife Maintenance Facility	-	-	-	75,000
Rhode Island Capital Plan Fund	-	-	-	-
Federal Funds	-	-	-	75,000
Great Swamp Wildlife Management Area	-	-	250,000	800,000
Rhode Island Capital Plan Fund	-	-	-	400,000
Federal Funds	-	-	250,000	400,000
Allendale Dam	8,320	-	-	41,680
Rhode Island Capital Plan Fund	8,320	-	-	41,680
Boyd's Marsh Habitat Restoration	-	70,000	550,000	880,000
Federal Funds	-	-	550,000	550,000
Rhode Island Capital Plan Fund	-	70,000	-	330,000
State-Owned Dams Rehabilitation	762,798	597,185	250,000	1,725,000
Rhode Island Capital Plan Fund	762,798	597,185	250,000	1,725,000

Schedule 4 - Projects By Funding Source

	Projected Disbursements				Totals
	FY 2005	FY 2006	FY 2007	Post-FY 2007	
State Recreation Facilities					
Facilities Improvement	4,150,000	3,090,820	2,750,000	-	20,117,089
GO Issued Proceeds 1986 Ch 419	-	-	-	-	3,614,268
GO Unissued Proceeds 2000 Ch 55	1,000,000	-	-	-	3,000,000
Restricted Receipt Funds	-	-	-	-	525,000
Rhode Island Capital Plan Fund	2,400,000	2,340,820	2,000,000	-	7,945,821
Federal Funds	750,000	750,000	750,000	-	5,032,000
Fort Adams Restoration	150,000	-	-	-	1,269,418
GO Issued Proceeds 1985 Ch 369	-	-	-	-	269,418
Rhode Island Capital Plan Fund	150,000	-	-	-	1,000,000
Bike Paths	995,000	-	-	-	5,000,000
GO Issued Proceeds 1998 Ch 31	-	-	-	-	2,005,000
GO Unissued Proceeds 1998 Ch 31	995,000	-	-	-	2,995,000
Federal Highway Administration*	[4,000,000]	-	-	-	[16,000,000]
State Infrastructure Facilities					
Galilee Piers	1,000,000	1,000,000	1,000,000	-	7,942,892
Rhode Island Capital Plan Fund	1,000,000	1,000,000	1,000,000	-	7,942,892
Newport Piers	-	-	-	-	4,299,099
Rhode Island Capital Plan Fund	-	-	-	-	4,049,099
Federal Funds	-	-	-	-	250,000
Wickford Marine Facilities	400,000	-	-	-	450,000
Rhode Island Capital Plan Fund	400,000	-	-	-	450,000
Westerly Boat Ramp	-	-	-	-	87,187
Rhode Island Capital Plan Fund	-	-	-	-	87,187
Fish & Wildlife Office/Laboratory	-	-	-	-	4,536,443
Rhode Island Capital Plan Fund	-	-	-	-	2,231,000
Restricted Receipt Funds	-	-	-	-	475,000
Federal Funds	-	-	-	-	1,830,443
Fish & Wildlife Maintenance Facility	750,000	250,000	-	-	1,075,000
Rhode Island Capital Plan Fund	250,000	250,000	-	-	500,000
Federal Funds	500,000	-	-	-	575,000
Great Swamp Wildlife Management Area	1,200,000	-	-	-	2,250,000
Rhode Island Capital Plan Fund	600,000	-	-	-	1,000,000
Federal Funds	600,000	-	-	-	1,250,000
Allendale Dam	-	-	-	-	50,000
Rhode Island Capital Plan Fund	-	-	-	-	50,000
Boyd's Marsh Habitat Restoration	300,000	200,000	-	-	2,000,000
Federal Funds	200,000	200,000	-	-	1,500,000
Rhode Island Capital Plan Fund	100,000	-	-	-	500,000
State-Owned Dams Rehabilitation	1,650,000	2,200,000	850,000	-	8,034,983
Rhode Island Capital Plan Fund	1,650,000	2,200,000	850,000	-	8,034,983

Schedule 4 - Projects By Funding Source

	Projected Disbursements			
	Pre-FY 2002	FY 2002	FY 2003	FY 2004
Environmental Management Totals	154,063,835	36,831,165	24,113,292	25,772,470

* Highway Fund expenditures are bracketed to avoid double counting of these expenditures. The actual expenditures are shown under the Highway Improvement Program within the Department of Transportation's Capital Budget.

Coastal Resources Management Council

Allins Cove Habitat Restoration	-	-	760,000	-
Rhode Island Capital Plan Fund	-	-	172,000	-
Local Funds	-	-	18,000	-
Army Corps of Engineers - Federal	-	-	570,000	-
Dredging - Providence River Shipping Channel	-	-	17,500,000	17,500,000
Restricted Receipt Funding	-	-	4,500,000	4,500,000
Army Corps of Engineers - Federal	-	-	13,000,000	13,000,000
South Coast Restoration Project	370,359	335,950	1,876,530	2,699,797
General Revenue	263,095	-	-	-
Local Funds	107,264	-	-	-
Rhode Island Capital Plan Fund	-	-	145,000	968,267
Army Corps of Engineers - Federal	-	335,950	1,731,530	1,731,530
Coastal Resources Management Council Totals	370,359	335,950	20,136,530	20,199,797

Clean Water Finance Agency

Clean Water State Revolving Fund	279,692,966	48,223,857	90,529,515	97,550,942
GO Issued Proceeds 1990 Ch 434	16,258,948	4,938,857	-	-
GO Unissued Proceeds 1990 Ch 434	-	-	4,900,000	4,900,000
Environmental Protection Agency - Federal	102,035,980	8,208,000	15,917,445	17,063,442
Revolved Capitalization Grants	3,695,319	7,363,749	7,409,350	8,144,826
Revenue Bonds	157,702,719	27,713,251	62,302,720	67,442,674
Safe Drinking Water State Revolving Fund	11,474,083	28,080,000	39,521,120	34,195,000
Environmental Protection Agency - Federal	9,534,183	7,550,000	8,525,000	7,525,000
GO Issued Proceeds 1987 Ch 417 *	1,939,900	1,480,000	516,120	-
GO Issued Proceeds 2000 Ch 55 *	-	-	[1,003,880]	[1,330,000]
Revolved Capitalization Grants	-	-	-	-
Revenue Bonds	-	19,050,000	30,480,000	26,670,000
R.I. Water Pollution Control Revolving Fund	1,769,800	60,171,295	217,394	217,378
GO Issued Proceeds 2000 Ch 55	-	60,000,000	-	-
Interest Earnings	1,153,647	50,000	50,000	50,000
Revolved Capitalization Grants	616,153	121,295	167,394	167,378
Clean Water Finance Agency Totals	292,936,849	136,475,152	130,268,029	131,963,320

* The 1987 bond funds were granted to CWFA by the Water Resources Board from the 1987 Public Drinking Water Protection Authorization. The 2000 bond funds are from the 2000 Clean Water Authorization and are bracketed because these funds are passed through the Clean Water Finance Agency and are reflected as expenditures under the CWFA section of this document.

Narragansett Bay Commission

Wastewater Treatment Facility Projects	-	-	-	-
---	---	---	---	---

Schedule 4 - Projects By Funding Source

	Projected Disbursements				Totals
	FY 2005	FY 2006	FY 2007	Post-FY 2007	
Environmental Management Totals	24,135,345	17,314,120	7,309,370	634,563	290,174,160
* Highway Fund expenditures are bracketed to avoid double counting of these expenditures. The actual expenditures are shown under the Highway Improvement Program within the Department of Transportation's Capital Budget.					
<u>Coastal Resources Management Council</u>					
Allins Cove Habitat Restoration	-	-	-	-	760,000
Rhode Island Capital Plan Fund	-	-	-	-	172,000
Local Funds	-	-	-	-	18,000
Army Corps of Engineers - Federal	-	-	-	-	570,000
Dredging - Providence River Shipping Channel	-	-	-	-	35,000,000
Restricted Receipt Funding	-	-	-	-	9,000,000
Army Corps of Engineers - Federal	-	-	-	-	26,000,000
South Coast Restoration Project	2,663,797	932,267	-	-	8,878,700
General Revenue	-	-	-	-	263,095
Local Funds	-	-	-	-	107,264
Rhode Island Capital Plan Fund	932,267	932,267	-	-	2,977,801
Army Corps of Engineers - Federal	1,731,530	-	-	-	5,530,540
Coastal Resources Management Council Totals	2,663,797	932,267	-	-	44,638,700

<u>Clean Water Finance Agency</u>					
Clean Water State Revolving Fund	78,437,028	43,082,934	25,831,752	1,180,000	664,528,994
GO Issued Proceeds 1990 Ch 434	-	-	-	-	21,197,805
GO Unissued Proceeds 1990 Ch 434	2,955,000	-	-	-	12,755,000
Environmental Protection Agency - Federal	13,568,028	7,105,934	3,708,752	180,000	167,787,581
Revolved Capitalization Grants	8,228,902	8,233,694	9,595,726	1,000,000	53,671,566
Revenue Bonds	53,685,098	27,743,306	12,527,274	-	409,117,042
Safe Drinking Water State Revolving Fund	24,858,880	25,533,000	25,533,000	-	189,195,083
Environmental Protection Agency - Federal	5,525,000	5,533,000	5,533,000	-	49,725,183
GO Issued Proceeds 1987 Ch 417	-	-	-	-	3,936,020
GO Issued Proceeds 2000 Ch 55 *	[666,120]	-	-	-	[3,000,000]
Revolved Capitalization Grants	283,880	950,000	266,120	-	1,500,000
Revenue Bonds	19,050,000	19,050,000	19,733,880	-	134,033,880
R.I. Water Pollution Control Revolving Fund	217,361	217,344	217,326	478,539	63,506,437
GO Issued Proceeds 2000 Ch 55	-	-	-	-	60,000,000
Interest Earnings	50,000	50,000	50,000	-	1,453,647
Revolved Capitalization Grants	167,361	167,344	167,326	478,539	2,052,790
Clean Water Finance Agency Totals	103,513,269	68,833,278	51,582,078	1,658,539	917,230,514

* The 1987 bond funds were granted to CWFA by the Water Resources Board from the 1987 Public Drinking Water Protection Authorization. The 2000 bond funds are from the 2000 Clean Water Authorization and are bracketed because these funds are passed through the Clean Water Finance Agency and are reflected as expenditures under the CWFA section of this document.

Narragansett Bay Commission **Wastewater Treatment Facility Projects**

Schedule 4 - Projects By Funding Source

	Projected Disbursements			
	Pre-FY 2002	FY 2002	FY 2003	FY 2004
Clean Water State Revolving Fund*	[7,499,000]	[13,155,000]	[17,927,000]	[22,201,000]
Sewer System Improvements & Maintenance	1,800,000	-	-	-
Clean Water State Revolving Fund*	[3,623,000]	[9,561,000]	[3,291,000]	[3,882,000]
Other Funds	1,800,000	-	-	-
Comprehensive CSO Program (Alternative 17)	11,875,034	9,764,966	-	460,000
GO Issued Proceeds 1990 Ch 434 (NBC)	11,175,034	3,824,966	-	-
GO Issued Proceeds 1990 Ch 434 (BVDC)	700,000	4,840,000	-	460,000
Federal Funds	-	1,100,000	-	-
Clean Water State Revolving Fund *	[2,912,000]	[34,179,000]	[57,989,200]	[66,661,000]
Narragansett Bay Commission Totals	13,675,034	9,764,966	-	460,000
* Funds loaned by the Clean Water Finance Agency to the Narragansett Bay Commission, which are then disbursed for projects by the N.B.C., are bracketed to prevent double counting of C.W.F.A. disbursements. Actual expenditures are reflected in the totals for the C.W.F.A.				
<u>State Water Resources Board</u>				
Bristol County Water Treatment Facilities	7,208,472	711,725	1,100,000	2,901,963
General Revenue	-	-	-	1,297,626
GO Issued Proceeds 1986 Ch 419	7,208,472	711,725	1,100,000	1,604,337
Big River Management Area Water Survey	452,142	7,176	-	4,500,000
GO Issued Proceeds 1986 Ch 419	272,143	7,176	-	-
Rhode Island Capital Plan Fund	179,999	-	-	-
Revenue Bonds	-	-	-	4,500,000
Big River Management Area - Maintenance	369,595	76,405	80,000	80,000
Rhode Island Capital Plan Fund	369,595	76,405	80,000	80,000
Statewide Emergency Water Interconnect Study	175,425	2,473,555	2,000,000	1,415,000
GO Issued Proceeds 1987 Ch 417	175,425	2,473,555	-	-
GO Unissued Proceeds 1987 Ch 417	-	-	2,000,000	1,415,000
Water Allocation Plan	735,112	-	175,000	625,000
Rhode Island Capital Plan Fund	735,112	-	175,000	625,000
Supplemental Water Supplies Development	-	300,000	-	400,000
Other Funds	-	300,000	-	-
Rhode Island Capital Plan Fund	-	-	-	400,000
Groundwater Protection/Acquisition Program	83,334	313,666	281,000	305,000
Rhode Island Capital Plan Fund	83,334	46,666	-	-
GO Issued Proceeds 2000 Ch 55	-	267,000	-	-
GO Unissued Proceeds 2000 Ch 55	-	-	281,000	305,000
Water Resources Board Totals	9,024,080	3,882,527	3,636,000	10,226,963
Natural Resources Totals	470,070,157	187,289,760	178,153,851	188,622,550
<u>Transportation</u>				
Highway Improvement Program	303,744,980	228,051,231	228,300,000	229,612,200

Schedule 4 - Projects By Funding Source

	Projected Disbursements				Totals
	FY 2005	FY 2006	FY 2007	Post-FY 2007	
Clean Water State Revolving Fund*	[21,568,000]	[4,751,000]	-	-	[87,101,000]
Sewer System Improvements & Maintenance	-	-	-	-	1,800,000
Clean Water State Revolving Fund*	[2,441,000]	[1,000,000]	[1,000,000]	-	[24,798,000]
Other Funds	-	-	-	-	1,800,000
Comprehensive CSO Program (Alternative 17)	-	-	-	-	22,100,000
GO Issued Proceeds 1990 Ch 434 (NBC)	-	-	-	-	15,000,000
GO Issued Proceeds 1990 Ch 434 (BVDC)	-	-	-	-	6,000,000
Federal Funds	-	-	-	-	1,100,000
Clean Water State Revolving Fund *	[63,678,400]	[37,479,000]	[17,521,600]	-	[280,420,200]
Narragansett Bay Commission Totals	-	-	-	-	23,900,000
* Funds loaned by the Clean Water Finance Agency to the Narragansett Bay Commission, which are then disbursed for projects by the N.B.C., are bracketed to prevent double counting of C.W.F.A. disbursements. Actual expenditures are reflected in the totals for the C.W.F.A.					
<u>State Water Resources Board</u>					
Bristol County Water Treatment Facilities	400,000	-	-	-	12,322,160
General Revenue	400,000	-	-	-	1,697,626
GO Issued Proceeds 1986 Ch 419	-	-	-	-	10,624,534
Big River Management Area Water Survey	6,500,000	-	-	-	11,459,318
GO Issued Proceeds 1986 Ch 419	-	-	-	-	279,319
General Revenue	-	-	-	-	179,999
Revenue Bonds	6,500,000	-	-	-	11,000,000
Big River Management Area - Maintenance	80,000	80,000	80,000	-	846,000
Rhode Island Capital Plan Fund	80,000	80,000	80,000	-	846,000
Statewide Emergency Water Interconnect Study	-	-	-	-	6,063,980
GO Issued Proceeds 1987 Ch 417	-	-	-	-	2,648,980
GO Unissued Proceeds 1987 Ch 417	-	-	-	-	3,415,000
Water Allocation Plan	400,000	400,000	210,000	-	2,545,112
Rhode Island Capital Plan Fund	400,000	400,000	210,000	-	2,545,112
Supplemental Water Supplies Development	600,000	300,000	-	-	1,600,000
Other Funds	-	-	-	-	300,000
Rhode Island Capital Plan Fund	600,000	300,000	-	-	1,300,000
Groundwater Protection/Acquisition Program	411,000	461,000	-	-	1,855,000
Rhode Island Capital Plan Fund	-	425,000	-	-	555,000
GO Issued Proceeds 2000 Ch 55	-	-	-	-	267,000
GO Unissued Proceeds 2000 Ch 55	411,000	36,000	-	-	1,033,000
Water Resources Board Totals	8,391,000	1,241,000	290,000	-	36,691,570
Natural Resources Totals	138,703,411	88,320,665	59,181,448	2,293,102	1,312,634,944
<u>Transportation</u>					
Highway Improvement Program	228,300,000	228,300,000	228,300,000	-	1,674,608,411

Schedule 4 - Projects By Funding Source

	Projected Disbursements			
	Pre-FY 2002	FY 2002	FY 2003	FY 2004
GO Issued Proceeds 1996 Ch 100	74,883,054	96,946	-	-
GO Unissued Proceeds 1996 Ch 100	-	-	20,000	-
GO Issued Proceeds 1998 Ch 31	58,547,515	1,438,285	-	-
GO Unissued Proceeds 1998 Ch 31	-	-	4,100	4,100
GO Issued Proceeds 2000 Ch 55	-	28,716,000	-	-
GO Unissued Proceeds 2000 Ch 55	-	-	29,975,900	1,308,100
GO New Referenda	-	-	-	30,000,000
Federal Highway Administration	159,937,986	180,300,000	180,300,000	180,300,000
Gas Tax Funding	10,376,425	12,019,824	10,300,000	8,300,000
State Infrastructure Bank	-	-	-	-
Other Funds	-	5,480,176	7,700,000	9,700,000
Fixed Guideway (Commuter Rail)	847,000	8,173,000	22,000,400	21,860,000
Federal Funds	-	-	1,000,000	3,000,000
Federal Transit Administration	679,200	6,500,000	16,940,400	16,060,000
Federal Railroad Administration	-	105,000	-	-
Third Party Financing	167,800	1,568,000	4,060,000	2,800,000
Salt Storage Facilities	129,154	1,929,046	1,020,900	1,020,900
GO Issued Proceeds 1998 Ch 31	129,154	1,929,046	-	-
GO Unissued Proceeds 1998 Ch 31	-	-	1,020,900	1,020,900
Facilities Construction/Renovations	-	-	6,782,309	1,800,000
Gas Tax	-	-	3,782,309	-
Other Funds	-	-	3,000,000	-
GO New Referenda	-	-	-	1,800,000
Capital Equipment Replacement	5,200,000	2,700,000	2,700,000	2,700,000
Gas Tax	5,200,000	-	-	-
Certificates of Participation	-	2,700,000	2,700,000	2,700,000
Transportation Totals	309,921,134	240,853,277	260,803,609	256,993,100
<u>Rhode Island Public Transit Authority</u>				
Bus Purchases	2,416,873	13,750,000	10,042,602	6,597,923
GO Issued Proceeds 1996 Ch 100	2,416,873	1,213,127	-	-
GO Issued Proceeds 2000 Ch 55	-	96,873	1,357,127	-
GO Unissued Proceeds 2000 Ch 55	-	-	839,100	216,900
GO New Referenda	-	-	-	850,000
RIPTA Revolving Loan Fund	-	1,196,800	-	-
RIPTA Operating Funds	-	243,200	-	-
Federal Transit Administration	-	11,000,000	7,846,375	5,531,023
Paratransit Vehicles	2,487,500	810,000	2,363,850	1,002,540
Private Funding	497,500	162,000	472,770	200,508
Federal Transit Administration	1,990,000	648,000	1,891,080	802,032

Schedule 4 - Projects By Funding Source

	Projected Disbursements				Totals
	FY 2005	FY 2006	FY 2007	Post-FY 2007	
GO Issued Proceeds 1996 Ch 100	-	-	-	-	74,980,000
GO Unissued Proceeds 1996 Ch 100	-	-	-	-	20,000
GO Issued Proceeds 1998 Ch 31	-	-	-	-	59,985,800
GO Unissued Proceeds 1998 Ch 31	-	-	-	-	8,200
GO Issued Proceeds 2000 Ch 55	-	-	-	-	28,716,000
GO Unissued Proceeds 2000 Ch 55	-	-	-	-	31,284,000
GO New Referenda	30,000,000	30,000,000	30,000,000	-	120,000,000
Federal Highway Administration	180,300,000	180,300,000	180,300,000	-	1,241,737,986
Gas Tax Funding	5,800,000	3,600,000	3,000,000	-	53,396,249
State Infrastructure Bank	-	-	-	-	-
Other Funds	12,200,000	14,400,000	15,000,000	-	64,480,176
Fixed Guideway (Commuter Rail)	10,200,000	3,200,000	2,200,000	5,200,000	73,680,400
Federal Funds	3,000,000	-	-	-	7,000,000
Federal Transit Administration	7,200,000	3,200,000	2,200,000	4,600,000	57,379,600
Federal Railroad Administration	-	-	-	-	105,000
Third Party Financing	-	-	-	600,000	9,195,800
Salt Storage Facilities	-	-	-	-	4,100,000
GO Issued Proceeds 1998 Ch 31	-	-	-	-	2,058,200
GO Unissued Proceeds 1998 Ch 31	-	-	-	-	2,041,800
Facilities Construction/Renovations	-	2,500,000	2,500,000	-	13,582,309
Gas Tax	-	-	-	-	3,782,309
Other Funds	-	-	-	-	3,000,000
GO New Referenda	-	2,500,000	2,500,000	-	6,800,000
Capital Equipment Replacement	2,700,000	-	-	-	16,000,000
Gas Tax	-	-	-	-	5,200,000
Certificates of Participation	2,700,000	-	-	-	10,800,000
Transportation Totals	241,200,000	234,000,000	233,000,000	5,200,000	1,781,971,120
<u>Rhode Island Public Transit Authority</u>					
Bus Purchases	3,674,268	3,422,162	2,619,794	-	42,523,622
GO Issued Proceeds 1996 Ch 100	-	-	-	-	3,630,000
GO Issued Proceeds 2000 Ch 55	-	-	-	-	1,454,000
GO Unissued Proceeds 2000 Ch 55	-	-	-	-	1,056,000
GO New Referenda	850,000	850,000	850,000	-	3,400,000
RIPTA Revolving Loan Fund	-	-	-	-	1,196,800
RIPTA Operating Funds	-	-	-	-	243,200
Federal Transit Administration	2,824,268	2,572,162	1,769,794	-	31,543,622
Paratransit Vehicles	1,032,626	2,659,020	939,048	-	11,294,584
Private Funding	206,525	531,804	187,810	-	2,258,917
Federal Transit Administration	826,101	2,127,216	751,238	-	9,035,667

Schedule 4 - Projects By Funding Source

	Projected Disbursements			
	Pre-FY 2002	FY 2002	FY 2003	FY 2004
Land and Buildings	5,348,420	13,681,790	10,025,000	6,675,000
GO Issued Proceeds 1985 Ch 367	612,921	80,044	-	-
GO Issued Proceeds 1998 Ch 31	1,600,000	-	-	-
RI Capital Plan Fund	-	360,000	1,715,000	1,145,000
RIPTA Operating Funds	-	926,265	290,000	190,000
RIPTA Revolving Loan Fund	-	24,000	-	-
Transportation - Soft Match	270,538	750,462	-	-
Federal Transit Administration	2,864,961	11,541,019	8,020,000	5,340,000
Capital Maintenance	10,691,623	5,600,000	5,700,000	6,400,000
RIPTA Operating Funds	2,138,325	1,120,000	1,140,000	1,280,000
Federal Transit Administration	8,553,298	4,480,000	4,560,000	5,120,000
Capital Equipment & Supplies	4,577,755	4,403,500	10,863,500	3,000,000
RIPTA Operating Funds	762,000	218,000	860,000	600,000
Private Funding	-	150,000	-	-
RIPTA Capital Fund	153,951	473,000	1,273,000	-
Federal Transit Administration	3,661,804	3,562,500	8,730,500	2,400,000
RI Public Transit Authority Totals	25,522,171	38,245,290	38,994,952	23,675,463
		-		
<u>Airport Corporation</u>				
Noise Mitigation	1,240,000	-	310,000	-
GO Issued Proceeds 1996 Ch 100	1,240,000	-	-	-
GO Unissued Proceeds 1996 Ch 100	-	-	310,000	-
Aiport Corporation Totals	1,240,000	-	310,000	-
* The Airport Corporation develops a five year capital plan that incorporates the curent fiscal year and the four succeeding fiscal years. Although this differs from the state's capital improvement plan time horizon, data is presented as provided by the Corporation.				
Transportation Totals	336,683,305	279,098,567	300,108,561	280,668,563

Schedule 4 - Projects By Funding Source

	Projected Disbursements				Totals
	FY 2005	FY 2006	FY 2007	Post-FY 2007	
Land and Buildings	1,000,000	1,300,000	950,000	-	38,980,210
GO Issued Proceeds 1985 Ch 367	-	-	-	-	692,965
GO Issued Proceeds 1998 Ch 31	-	-	-	-	1,600,000
RI Capital Plan Fund	-	-	-	-	3,220,000
RIPTA Operating Funds	200,000	260,000	190,000	-	2,056,265
RIPTA Revolving Loan Fund	-	-	-	-	24,000
Transportation - Soft Match	-	-	-	-	1,021,000
Federal Transit Administration	800,000	1,040,000	760,000	-	30,365,980
Capital Maintenance	7,100,000	7,300,000	7,300,000	-	50,091,623
RIPTA Operating Funds	1,420,000	1,460,000	1,460,000	-	10,018,325
Federal Transit Administration	5,680,000	5,840,000	5,840,000	-	40,073,298
Capital Equipment & Supplies	3,700,000	900,000	1,650,000	-	29,094,755
RIPTA Operating Funds	740,000	180,000	330,000	-	3,690,000
Private Funding	-	-	-	-	150,000
RIPTA Capital Fund	-	-	-	-	1,899,951
Federal Transit Administration	2,960,000	720,000	1,320,000	-	23,354,804
RI Public Transit Authority Totals	16,506,894	15,581,182	13,458,842	-	171,984,794
<u>Airport Corporation</u>					
Noise Mitigation	-	-	-	-	1,550,000
GO Issued Proceeds 1996 Ch 100	-	-	-	-	1,240,000
GO Unissued Proceeds 1996 Ch 100	-	-	-	-	310,000
Aiport Corporation Totals	-	-	-	-	1,550,000
* The Airport Corporation develops a five year capital plan that incorporates the curent fiscal year and the four succeeding fiscal years. Although this differs from the state's capital improvement plan time horizon, data is presented as provided by the Corporation.					
Transportation Totals	257,706,894	249,581,182	246,458,842	5,200,000	1,955,505,914

Schedule 5 - Rhode Island Capital Plan Fund Projects

	Disbursements			
	Pre-FY 2002	FY 2002	FY 2003	FY 2004
Department of Administration				
State House Renovations (Phase I)	-	495,000	-	-
State House Skylights and Roof Repairs	139,791	1,870,203	1,376,006	-
State House Terrace Walls/South Stairs	5,623,238	2,663,325	240,037	-
State House Elevators	391,525	12,000	-	-
State House Renovations - Phase II	8,688	201,312	600,000	1,360,000
State House Renovations - Phase III	-	-	-	230,000
Chapin Health Laboratory	1,462,637	115,627	262,736	545,000
Cannon Building	268,876	287,859	75,000	377,000
Cranston Street Armory	506,813	595,187	500,000	1,000,000
Old Colony House	-	200,000	98,000	-
State Office Building	364,603	110,397	150,000	350,000
Court Buildings - HVAC Systems	297,079	100,000	200,000	220,000
Veterans Auditorium	-	-	250,000	1,000,000
Veterans Auditorium Office Building	1,796	73,204	-	500,000
William Powers Administration Building	-	-	-	45,000
Washington County Government Center	-	77,000	125,000	368,000
Old State House	-	50,000	50,000	325,000
Board of Elections Building	-	25,000	25,000	-
Fox Point Hurricane Barrier	550,000	50,000	50,000	50,000
Environmental Compliance	882,205	917,795	600,000	900,000
Asset Inventory	-	300,000	-	-
Handicapped Accessibility - Facility Renovations	-	-	250,000	500,000
Subtotal	10,497,251	8,143,909	4,851,779	7,770,000
Economic Development Corporation				
Ladd Center	1,325,954	1,474,046	-	-
Subtotal	1,325,954	1,474,046	-	-
Legislature				
Legislative Office Building	-	-	-	4,000,000
Subtotal	-	-	-	4,000,000
Department of Children, Youth and Families				
Training School Bathroom Renovations	-	100,000	-	-
Groden Center - Mt. Hope	-	-	-	79,660
Spurwink/RI	16,077	182,923	-	-
Subtotal	16,077	282,923	-	79,660
Human Services				
Forand Building Projects	15,427	4,573	150,000	430,000
Veterans Home Roof	-	-	140,000	-
Forand Building Paving & Exterior Stairways	-	-	-	-
Blind Vending Facilities	-	-	-	-
Subtotal	15,427	4,573	290,000	430,000

Schedule 5 - Rhode Island Capital Plan Fund Projects

	Disbursements				Total
	FY 2005	FY 2006	FY 2007	Post-FY 2007	
Department of Administration					
State House Renovations (Phase I)	-	-	-	-	495,000
State House Skylights and Roof Repairs	-	-	-	-	3,386,000
State House Terrace Walls/South Stairs	-	-	-	-	8,526,600
State House Elevators	-	-	-	-	403,525
State House Renovations - Phase II	-	-	-	-	2,170,000
State House Renovations - Phase III	2,100,000	2,395,000	4,000,000	-	8,725,000
Chapin Health Laboratory	-	-	-	-	2,386,000
Cannon Building	150,000	-	-	-	1,158,735
Cranston Street Armory	1,500,000	926,242	-	-	5,028,242
Old Colony House	-	-	-	-	298,000
State Office Building	350,000	250,000	-	-	1,575,000
Court Buildings - HVAC Systems	-	-	-	-	817,079
Veterans Auditorium	2,000,000	2,000,000	1,750,000	-	7,000,000
Veterans Auditorium Office Building	-	1,000,000	1,500,000	-	3,075,000
William Powers Administration Building	437,000	-	-	-	482,000
Washington County Government Center	315,000	-	-	-	885,000
Old State House	-	-	-	-	425,000
Board of Elections Building	-	-	-	-	50,000
Fox Point Hurricane Barrier	50,000	50,000	50,000	-	850,000
Environmental Compliance	900,000	900,000	900,000	-	6,000,000
Asset Inventory	-	-	-	-	300,000
Handicapped Accessibility - Facility Renovations	600,000	600,000	600,000	-	2,550,000
Subtotal	8,402,000	8,121,242	8,800,000	-	56,586,181
Economic Development Corporation					
Ladd Center	-	-	-	-	2,800,000
Subtotal	-	-	-	-	2,800,000
Legislature					
Legislative Office Building	4,000,000	4,000,000	3,000,000	-	15,000,000
Subtotal	4,000,000	4,000,000	3,000,000	-	15,000,000
Department of Children, Youth and Families					
Training School Bathroom Renovations	-	-	-	-	100,000
Groden Center - Mt. Hope	-	-	-	-	79,660
Spurwink/RI	-	-	-	-	199,000
Subtotal	-	-	-	-	378,660
Human Services					
Forand Building Projects	300,000	-	-	-	900,000
Veterans Home Roof	-	-	-	-	140,000
Forand Building Paving & Exterior Stairways	350,000	-	-	-	350,000
Blind Vending Facilities	140,000	140,000	140,000	-	420,000
Subtotal	790,000	140,000	140,000	-	1,810,000

Schedule 5 - Rhode Island Capital Plan Fund Projects

	Disbursements			
	Pre-FY 2002	FY 2002	FY 2003	FY 2004
Mental Health Retardation & Hospitals				
Developmentally Disabled Group Homes	50,000	-	150,000	95,000
R.I. Medical Center - Utilities Upgrade	675,820	509,700	400,000	688,227
R.I. Medical Center - Rehabilitation	931,767	250,001	400,000	655,398
MR/DD Residential Development	-	-	-	619,040
MR Community Facilities	-	-	-	250,000
Central Power Plant Rehabilitation	85,561	360,000	400,000	200,000
Environmental Mandates	20,000	-	-	550,000
Regional Center Repair/Rehabilitation	-	-	-	-
Utility Systems - Water Storage Tanks & Pipes	27,663	361,325	-	450,000
Hospital Warehouse	71,304	-	-	300,000
Zambarano Buildings & Utilities	104,354	100,000	-	678,500
Asset Protection - Substance Abuse Facilities	206,076	113,000	100,000	100,000
Subtotal	2,172,545	1,694,026	1,450,000	4,586,165
Elementary & Secondary Education				
Woonsocket Career & Technical Center	292,084	10,160	-	-
Davies School - Roof Repair	-	-	450,000	-
Hazardous Materials Storage/Dust Collection	322,560	141,013	-	-
School for the Deaf - Physical Education Facility	18,281	32,522	262,666	100,000
Chariho Well Water Remediation	-	-	60,000	-
Communications/Security Systems Upgrade	-	-	-	100,000
East Prov. Career & Technical Center	51,695	9,600	150,580	200,000
Hanley - HVAC	113,383	216,617	-	-
State-Owned Facilities - Fire Alarm Systems	18,376	77,546	100,000	152,852
Subtotal	816,379	487,458	1,023,246	552,852
Office of Higher Education				
RIC - Renovations of DCYF Facilities	-	50,000	-	-
DCYF Facilities and Master Plan Improvements	-	1,139,853	1,600,000	1,795,047
URI Athletic Complex & Convocation Center	4,862,522	10,908,819	2,228,659	-
URI Athletic Complex Ice Facility	153,568	3,875,091	971,341	-
URI - Chafee Hall PCB Abatement	-	3,800,000	-	-
Asset Protection - URI	4,622,199	1,404,723	4,786,653	5,000,000
Asset Protection - RIC	1,122,170	2,009,721	1,050,000	1,050,000
Asset Protection - CCRI	2,601,231	1,630,029	1,650,000	2,420,000
CCRI - Knight Megastructure	33,149	346,851	-	-
URI - Alger Hall	-	20,000	1,825,442	1,164,558
URI - Green Hall	-	1,200,000	1,000,000	-
URI - Ballentine Hall	-	1,353,078	-	-
URI - 177 Plains Road	-	20,000	-	-
URI - Residence Halls Modernization/Renovation	-	-	-	-
URI - Environmental Biotechnology Center	-	-	200,000	-
Subtotal	13,394,839	27,758,165	15,312,095	11,429,605
Atomic Energy Commission				
R.I. Nuclear Science Center Interior Painting	-	-	-	50,000
Roof Replacement - North Bunker	33,600	21,400	-	-
Subtotal	33,600	21,400	-	50,000
Department of Corrections				

Schedule 5 - Rhode Island Capital Plan Fund Projects

	Disbursements				Total
	FY 2005	FY 2006	FY 2007	Post-FY 2007	
Mental Health Retardation & Hospitals					
Developmentally Disabled Group Homes	100,000	100,000	100,000	-	595,000
R.I. Medical Center - Utilities Upgrade	500,000	500,000	500,000	-	3,773,747
R.I. Medical Center - Rehabilitation	400,000	400,000	400,000	-	3,437,166
MR/DD Residential Development	1,750,000	1,750,000	1,750,000	-	5,869,040
MR Community Facilities	1,500,000	1,500,000	1,500,000	-	4,750,000
Central Power Plant Rehabilitation	-	-	-	-	1,045,561
Environmental Mandates	380,000	-	-	-	950,000
Regional Center Repair/Rehabilitation	-	300,000	500,000	-	800,000
Utility Systems - Water Storage Tanks & Pipes	250,000	250,000	250,000	-	1,588,988
Hospital Warehouse	300,000	-	-	-	671,304
Zambarano Buildings & Utilities	678,500	678,500	-	-	2,239,854
Asset Protection - Substance Abuse Facilities	100,000	100,000	100,000	-	819,076
Subtotal	5,958,500	5,578,500	5,100,000	-	26,539,736
Elementary & Secondary Education					
Woonsocket Career & Technical Center	-	-	-	-	302,244
Davies School - Roof Repair	-	-	-	-	450,000
Hazardous Materials Storage/Dust Collection	-	-	-	-	463,573
School for the Deaf - Physical Education Facility	-	-	-	-	413,469
Chariho Well Water Remediation	-	-	-	-	60,000
Communications/Security Systems Upgrade	100,000	100,000	80,000	-	380,000
East Prov. Career & Technical Center	-	-	-	-	411,875
Hanley - HVAC	-	-	-	-	330,000
State-Owned Facilities - Fire Alarm Systems	-	-	-	-	348,774
Subtotal	100,000	100,000	80,000	-	3,159,935
Office of Higher Education					
RIC - Renovations of DCYF Facilities	-	-	-	-	50,000
DCYF Facilities and Master Plan Improvements	-	-	-	-	4,534,900
URI Athletic Complex & Convocation Center	-	-	-	-	18,000,000
URI Athletic Complex Ice Facility	-	-	-	-	5,000,000
URI - Chafee Hall PCB Abatement	-	-	-	-	3,800,000
Asset Protection - URI	5,000,000	4,000,000	3,800,000	-	28,613,575
Asset Protection - RIC	1,050,000	1,050,000	1,050,000	-	8,381,891
Asset Protection - CCRI	1,650,000	1,650,000	1,650,000	-	13,251,260
CCRI - Knight Megastructure	-	-	-	-	380,000
URI - Alger Hall	-	-	-	-	3,010,000
URI - Green Hall	-	-	-	-	2,200,000
URI - Ballentine Hall	-	-	-	-	1,353,078
URI - 177 Plains Road	-	-	-	-	20,000
URI - Residence Halls Modernization/Renovation	9,000,000	8,000,000	3,000,000	-	20,000,000
URI - Environmental Biotechnology Center	-	-	-	-	200,000
Subtotal	16,700,000	14,700,000	9,500,000	-	108,794,704
Atomic Energy Commission					
R.I. Nuclear Science Center Interior Painting	-	-	-	-	50,000
Roof Replacement - North Bunker	-	-	-	-	55,000
Subtotal	-	-	-	-	105,000
Department of Corrections					

Schedule 5 - Rhode Island Capital Plan Fund Projects

	Pre-FY 2002	Disbursements		FY 2004
		FY 2002	FY 2003	
Administration Buildings - HVAC	-	-	-	-
Aquidneck & Prudence Cell - Roof Replacement	336,120	740,880	-	200,000
Fire Code Safety Improvements	525,983	1,374,017	300,000	800,000
Food Plant - Roof & Structural Repairs	-	-	529,000	-
Dix Expansion - Phase I	1,482	43,178	-	-
Dix Expansion - Phase II	-	35,000	-	554,000
Gloria McDonald - Sallyport/Committing Area	-	-	-	300,000
Heating & Temperature Control Renovations	-	-	-	756,000
High Security - HVAC Renovations	496,993	79,007	-	169,000
High Security Infrastructure Improvements	-	-	-	415,000
Intake Service Center HVAC	-	-	-	-
Pastore Center Road & Parking Lot Repavement	-	-	-	-
Maximum - Fire Alarm/ Smoke Evacuation System	140,064	19,436	-	-
Maximum - General Renovations	54,627	527,073	173,300	244,000
Maximum - Perimeter & Interior Security	3,151,977	687,093	-	300,000
Medium - HVAC & Mechanical Renovations	-	-	-	-
Medium - Roof Replacement & Drainage	-	-	-	-
Medium - Secure Committing/Transport Area	-	-	-	342,000
Minimum Electrical Upgrades	-	-	-	-
Minimum Security Infrastructure Improvements	-	-	-	500,000
Minimum Water System	-	-	-	-
MIS Unit Relocation	-	-	-	-
Pinel Building Renovations	-	-	-	-
Reintegration Center	234,579	171,271	353,892	253,247
Security Camera Installation	-	973,000	-	834,000
Women's - Education/Recreation Annex	-	-	-	-
Women's - Plumbing/Bathroom Renovations	-	-	460,000	561,000
Women's - Roof, Masonry & General Renovations	-	430,000	-	2,397,000
Women's - Window Replacement	33,768	666,232	380,000	-
Work Release - Roof/Plumbing/HVAC Repairs	-	-	-	415,000
Subtotal	4,975,593	5,746,187	2,196,192	9,040,247
Judicial				
Garrahy Judicial Complex Roof	27,370	322,630	-	-
Garrahy Judicial Complex Renovation	554,556	2,976,106	-	-
Garrahy Ceiling and Lighting Replacement	-	-	-	-
Licht Judicial Complex	270,261	129,739	-	-
Licht Roof Study	-	-	-	25,000
Licht Security Checkpoints	-	-	-	-
McGrath Judicial Complex	-	-	-	-
Murray Judicial Complex	-	-	165,000	198,000
Murray Security Checkpoints	-	-	-	-
Fogarty Annex	-	35,000	60,000	375,000
Subtotal	852,187	3,463,475	225,000	598,000

Schedule 5 - Rhode Island Capital Plan Fund Projects

	Disbursements				Total
	FY 2005	FY 2006	FY 2007	Post-FY 2007	
Administration Buildings - HVAC	37,000	820,000	-	-	857,000
Aquidneck & Prudence Cell - Roof Replacement	-	-	-	-	1,277,000
Fire Code Safety Improvements	400,000	400,000	331,663	-	4,131,663
Food Plant - Roof & Structural Repairs	-	-	-	-	529,000
Dix Expansion - Phase I	-	-	-	-	44,660
Dix Expansion - Phase II	-	-	-	-	589,000
Gloria McDonald - Sallyport/Committing Area	511,000	-	-	-	811,000
Heating & Temperature Control Renovations	618,000	-	-	-	1,374,000
High Security - HVAC Renovations	-	-	-	-	745,000
High Security Infrastructure Improvements	737,000	343,000	-	-	1,495,000
Intake Service Center HVAC	-	575,087	862,630	1,437,718	2,875,435
Pastore Center Road & Parking Lot Repavement	500,000	-	-	-	500,000
Maximum - Fire Alarm/ Smoke Evacuation System	-	-	-	-	159,500
Maximum - General Renovations	-	-	-	-	999,000
Maximum - Perimeter & Interior Security	-	-	-	-	4,139,070
Medium - HVAC & Mechanical Renovations	31,000	654,000	-	-	685,000
Medium - Roof Replacement & Drainage	888,000	592,000	-	-	1,480,000
Medium - Secure Committing/Transport Area	-	-	-	-	342,000
Minimum Electrical Upgrades	-	608,348	912,521	506,956	2,027,825
Minimum Security Infrastructure Improvements	500,000	1,489,000	-	-	2,489,000
Minimum Water System	-	-	800,159	977,971	1,778,130
MIS Unit Relocation	-	429,000	1,000,000	1,434,000	2,863,000
Pinel Building Renovations	417,000	729,000	937,000	-	2,083,000
Reintegration Center	-	-	-	-	1,012,989
Security Camera Installation	926,565	602,267	416,954	564,459	4,317,245
Women's - Education/Recreation Annex	-	500,000	6,265,000	-	6,765,000
Women's - Plumbing/Bathroom Renovations	182,000	-	-	-	1,203,000
Women's - Roof, Masonry & General Renovations	472,000	-	-	-	3,299,000
Women's - Window Replacement	-	-	-	-	1,080,000
Work Release - Roof/Plumbing/HVAC Repairs	623,000	347,000	-	-	1,385,000
Subtotal	6,842,565	8,088,702	11,525,927	4,921,104	53,336,517
Judicial					
Garrahy Judicial Complex	-	-	-	-	350,000
Garrahy Judicial Complex Renovation	-	-	-	-	3,530,662
Garrahy Ceiling and Lighting Replacement	1,500,000	-	-	-	1,500,000
Licht Judicial Complex	-	-	-	-	400,000
Licht Roof Study	-	-	-	-	25,000
Licht Security Checkpoints	130,000	-	-	-	130,000
McGrath Judicial Complex	225,500	-	-	-	225,500
Murray Judicial Complex	-	-	-	-	363,000
Murray Security Checkpoints	55,000	-	-	-	55,000
Fogarty Annex	-	-	-	-	470,000
Subtotal	1,910,500	-	-	-	7,049,162

Schedule 5 - Rhode Island Capital Plan Fund Projects

	Disbursements			
	Pre-FY 2002	FY 2002	FY 2003	FY 2004
Military Staff				
Armory of Mounted Commands - HVAC	-	-	-	530,000
Armory of Mounted Commands - Slate Roof	-	-	-	100,000
Bristol Armory	54,854	190,146	200,000	100,000
Benefit Street Arsenal	11,994	22,000	192,610	245,396
Camp Fogarty	-	-	-	-
North Smithfield Armory	-	-	5,000	41,250
Schofield Armory - Exterior	-	20,000	147,500	147,500
Schofield Armory - Kitchen	-	-	-	-
Warren Armory	-	154,000	146,000	175,000
Wawick Armory	-	-	-	50,000
Army Aviation Support Facility	-	-	-	50,000
Combined Support Maintenance Shop	-	-	-	100,000
Organizational Maintenance Shop	-	-	-	62,500
Quonset Point Hangar	-	-	-	-
USPFO HVAC	-	5,000	-	45,000
Vehicle Exhaust Ventilation System	-	50,000	-	-
Emergency Operations Center	-	-	-	45,000
Subtotal	66,848	441,146	691,110	1,691,646
State Police				
Headquarters Complex Expansion	-	-	-	-
Headquarters Repairs/Renovations	281,647	434,768	125,938	140,000
Parking Area Improvements	26,090	-	-	158,410
Barracks Renovations	274,000	-	100,000	325,000
Subtotal	581,737	434,768	225,938	623,410
Environmental Management				
Galilee Piers	2,492,891	328,001	122,000	2,000,000
Newport Piers	2,392,409	1,406,690	-	250,000
Wickford Marine Facilities	-	-	-	50,000
Allendale Dam	8,320	-	-	41,680
Boyd's Marsh Habitat Restoration	-	70,000	-	330,000
State-owned Dams - Repairs	762,798	597,185	250,000	1,725,000
Great Swamp Wildlife Management Area	-	-	-	400,000
Recreational Facilities Improvements	300,291	75,000	-	829,710
Fish & Wildlife Office/Laboratory	1,401,635	829,365	-	-
Fish & Wildlife Maintenance Facility	-	-	-	-
Fort Adams Rehabilitation	-	350,000	250,000	250,000
Westerly Boat Ramp	187	87,000	-	-
Subtotal	7,358,531	3,743,241	622,000	5,876,390
Coastal Resources Management Council				
South Coast Restoration Project	-	-	145,000	968,267
Habitat Restoration - Allins Cove	-	-	172,000	-
Subtotal	-	-	317,000	968,267

Schedule 5 - Rhode Island Capital Plan Fund Projects

	Disbursements				Total
	FY 2005	FY 2006	FY 2007	Post-FY 2007	
Military Staff					
Armory of Mounted Commands - HVAC	480,000	490,000	-	-	1,500,000
Armory of Mounted Commands - Slate Roof	525,000	525,000	-	-	1,150,000
Bristol Armory	-	-	-	-	545,000
Benefit Street Arsenal	-	-	-	-	472,000
Camp Fogarty	50,000	-	-	-	50,000
North Smithfield Armory	41,250	-	-	-	87,500
Schofield Armory - Exterior	25,000	-	-	-	340,000
Schofield Armory - Kitchen	-	-	90,000	-	90,000
Warren Armory	-	-	-	-	475,000
Wawick Armory	-	-	-	-	50,000
Army Aviation Support Facility	25,000	-	-	-	75,000
Combined Support Maintenance Shop	-	-	-	-	100,000
Organizational Maintenance Shop	-	-	-	-	62,500
Quonset Point Hangar	100,000	-	-	-	100,000
USPFO HVAC	65,000	-	-	-	115,000
Vehicle Exhaust Ventilation System	-	-	-	-	50,000
Emergency Operations Center	625,000	-	-	-	670,000
Subtotal	1,936,250	1,015,000	90,000	-	5,932,000
State Police					
Headquarters Complex Expansion	350,000	425,000	605,000	-	1,380,000
Headquarters Repairs/Renovations	-	-	-	-	982,353
Parking Area Improvements	50,000	-	-	-	234,500
Barracks Renovations	325,000	100,000	100,000	-	1,224,000
Subtotal	725,000	525,000	705,000	-	3,820,853
Environmental Management					
Galilee Piers	1,000,000	1,000,000	1,000,000	-	7,942,892
Newport Piers	-	-	-	-	4,049,099
Wickford Marine Facilities	400,000	-	-	-	450,000
Allendale Dam	-	-	-	-	50,000
Boyd's Marsh Habitat Restoration	100,000	-	-	-	500,000
State-owned Dams - Repairs	1,650,000	2,200,000	850,000	-	8,034,983
Great Swamp Wildlife Management Area	600,000	-	-	-	1,000,000
Recreational Facilities Improvements	2,400,000	2,340,820	2,000,000	-	7,945,821
Fish & Wildlife Office/Laboratory	-	-	-	-	2,231,000
Fish & Wildlife Maintenance Facility	250,000	250,000	-	-	500,000
Fort Adams Restoration	150,000	-	-	-	1,000,000
Westerly Boat Ramp	-	-	-	-	87,187
Subtotal	6,550,000	5,790,820	3,850,000	-	33,790,982
Coastal Resources Management Council					
South Coast Restoration Project	932,267	932,267	-	-	2,977,801
Habitat Restoration - Allins Cove	-	-	-	-	172,000
Subtotal	932,267	932,267	-	-	3,149,801

Schedule 5 - Rhode Island Capital Plan Fund Projects

	Pre-FY 2002	Disbursements		FY 2004
		FY 2002	FY 2003	
Water Resources Board				
Water Allocation Plan	735,112	-	175,000	625,000
Groundwater Protection/Acquisition Program	83,334	46,666	-	-
Supplemental Water Supplies Development	-	-	-	400,000
Big River Management Area Survey	179,999	-	-	-
Big River Management Area Maintenance	369,595	76,405	80,000	80,000
Subtotal	1,368,040	123,071	255,000	1,105,000
Rhode Island Public Transit Authority				
Land & Buildings	-	360,000	1,715,000	1,145,000
Subtotal	-	360,000	1,715,000	1,145,000
 Total Rhode Island Capital Plan Fund Projects	 43,475,008	 54,178,388	 29,174,360	 49,946,242

Schedule 5 - Rhode Island Capital Plan Fund Projects

	Disbursements				Total
	FY 2005	FY 2006	FY 2007	Post-FY 2007	
Water Resources Board					
Water Allocation Plan	400,000	400,000	210,000	-	2,545,112
Groundwater Protection/Acquisition Program	-	425,000	-	-	555,000
Supplemental Water Supplies Development	600,000	300,000	-	-	1,300,000
Big River Management Area Survey	-	-	-	-	179,999
Big River Management Area Maintenance	80,000	80,000	80,000	-	846,000
Subtotal	1,080,000	1,205,000	290,000	-	5,426,111
Rhode Island Public Transit Authority					
Land & Buildings	-	-	-	-	3,220,000
Subtotal	-	-	-	-	3,220,000
Total Rhode Island Capital Plan Fund Projects	55,927,082	50,196,531	43,080,927	4,921,104	330,899,642

Schedule 6 - Quasi-Public Agency Capital Plans

	Projected Disbursements			
	Pre-FY 2002	FY 2002	FY 2003	FY 2004
<u>Airport Corporation</u>				
Noise Mitigation	15,213,750	17,980,000	8,760,000	3,000,000
GO Issued Proceeds 1996 Ch 100	1,240,000	-	-	-
GO Unissued Proceeds 1996 Ch 100	-	-	310,000	-
Passenger Facility Charge	1,000,000	5,002,500	1,000,000	-
Airport Operating Funds	344,400	160,000	740,000	600,000
Airport Corporation Revenue Bonds	5,090,750	4,087,500	1,150,000	-
Federal Aviation Administration	7,538,600	8,730,000	5,560,000	2,400,000
T.F. Green Airport - General Improvements	15,765,498	11,946,368	4,763,132	-
Federal Aviation Administration	11,167,500	825,000	195,000	-
Passenger Facility Charge	25,000	1,500,000	1,500,000	-
Airport Operating Funds	-	296,500	128,944	-
Airport Corporation Revenue Bonds	4,572,998	9,324,868	2,939,188	-
Outlying Airports - General Improvements	42,278,200	26,899,674	15,282,106	1,500,000
Federal Aviation Administration	22,198,712	7,027,750	4,196,250	1,200,000
Passenger Facility Charge	1,025,000	3,251,250	1,250,000	-
Other Funds	-	-	-	-
Airport Operating Funds	5,336,150	1,737,222	1,574,047	300,000
Airport Corporation Revenue Bonds	13,718,338	14,883,452	8,261,810	-
Airport Environmental Compliance Projects	1,109,999	2,740,001	2,000,000	-
Federal Aviation Administration	375,000	1,312,500	1,312,500	-
Airport Operating Funds	176,666	173,334	-	-
Airport Corporation Revenue Bonds	558,333	1,254,167	687,500	-
Warwick Intermodal Train Station	-	-	-	-
Airport Corporation Revenue Bonds	-	-	-	-
T.F. Green Airport - Enhancements	2,715,939	15,396,868	11,837,193	-
Airport Operating Funds	38,683	296,500	90,261	-
Airport Corporation Revenue Bonds	2,677,256	15,100,368	11,746,932	-
Helicopter Purchase	-	2,000,000	-	-
Lease Financing	-	2,000,000	-	-
Airport Corporation Totals	77,083,386	76,962,911	42,642,431	4,500,000
<u>Rhode Island Resource Recovery Corporation</u>				
Landfill Design - Phase IV (Southwest)	12,548,576	2,838,300	3,065,000	15,000
RRC General Revenues	12,548,576	2,838,300	3,065,000	15,000
Superfund Remediation	-	1,952,500	915,000	4,494,000
RRC General Revenues	-	1,952,500	-	-
EPA Mandated Trust Fund	-	-	915,000	4,494,000

Schedule 6 - Quasi-Public Agency Capital Plans

	Projected Disbursements				Totals
	FY 2005	FY 2006	FY 2007	Post-FY 2007	
<u>Airport Corporation</u>					
Noise Mitigation	-	-	-	-	44,953,750
GO Issued Proceeds 1996 Ch 100	-	-	-	-	1,240,000
GO Unissued Proceeds 1996 Ch 100	-	-	-	-	310,000
Passenger Facility Charge	-	-	-	-	7,002,500
Airport Operating Funds	-	-	-	-	1,844,400
Airport Corporation Revenue Bonds	-	-	-	-	10,328,250
Federal Aviation Administration	-	-	-	-	24,228,600
T.F. Green Airport - General Improvements	-	-	-	-	32,474,998
Federal Aviation Administration	-	-	-	-	12,187,500
Passenger Facility Charge	-	-	-	-	3,025,000
Airport Operating Funds	-	-	-	-	425,444
Airport Corporation Revenue Bonds	-	-	-	-	16,837,054
Outlying Airports - General Improvements	-	-	-	-	85,959,980
Federal Aviation Administration	-	-	-	-	34,622,712
Passenger Facility Charge	-	-	-	-	5,526,250
Other Funds	-	-	-	-	-
Airport Operating Funds	-	-	-	-	8,947,419
Airport Corporation Revenue Bonds	-	-	-	-	36,863,599
Airport Environmental Compliance Projects	-	-	-	-	5,850,000
Federal Aviation Administration	-	-	-	-	3,000,000
Airport Operating Funds	-	-	-	-	350,000
Airport Corporation Revenue Bonds	-	-	-	-	2,500,000
Warwick Intermodal Train Station	-	-	-	-	-
Airport Corporation Revenue Bonds	-	-	-	-	-
T.F. Green Airport - Enhancements	-	-	-	-	29,950,000
Airport Operating Funds	-	-	-	-	425,444
Airport Corporation Revenue Bonds	-	-	-	-	29,524,556
Helicopter Purchase	-	-	-	-	2,000,000
Lease Financing	-	-	-	-	2,000,000
Airport Corporation Totals	-	-	-	-	201,188,728
<u>Rhode Island Resource Recovery Corporation</u>					
Landfill Design - Phase IV (Southwest)	-	-	-	-	18,466,876
RRC General Revenues	-	-	-	-	18,466,876
Superfund Remediation	5,074,000	649,000	280,000	-	13,364,500
RRC General Revenues	-	-	-	-	1,952,500
EPA Mandated Trust Fund	5,074,000	649,000	280,000	-	11,412,000

Schedule 6 - Quasi-Public Agency Capital Plans

	Projected Disbursements			
	Pre-FY 2002	FY 2002	FY 2003	FY 2004
Landfill Equipment/Vehicles/Machinery	17,968,149	7,101,842	3,337,505	5,277,314
RRC General Revenues	17,968,149	7,101,842	3,337,505	5,277,314
Industrial Park Development	-	1,950,000	7,000,000	1,500,000
RRC General Revenues	-	1,950,000	5,500,000	-
Sale of Industrial Sites	-	-	1,500,000	1,500,000
Interchange on I-295	-	2,500,000	5,000,000	2,100,000
RRC General Revenues	-	2,500,000	5,000,000	2,100,000
Scituate Avenue/Shun Pike Upgrade	-	925,000	2,025,000	-
RRC General Revenues	-	925,000	2,025,000	-
Landfill Design - Phase V (Southeast)	1,071,731	1,652,500	50,000	3,521,696
RRC General Revenues	1,071,731	1,652,500	50,000	3,521,696
MRF - System Enhancement/Maintenance	12,395,285	1,335,000	380,000	2,500,000
RRC General Revenues	12,395,285	1,335,000	380,000	2,500,000
Closure of Landfill Phases II & III	-	1,473,000	1,599,000	1,100,000
RRC General Revenues	-	1,473,000	-	-
EPA Mandated Trust Fund	-	-	1,599,000	1,100,000
Cedar Swamp Brook Relocation - Phase II	340,192	2,465,000	5,680,000	-
RRC General Revenues	340,192	2,465,000	5,680,000	-
Facility Improvements	10,379,474	795,000	-	50,000
RRC General Revenues	10,379,474	795,000	-	50,000
Tipping Facility	873,251	17,225,789	-	-
RRC General Revenues	873,251	-	-	-
Revenue Bond	-	17,225,789	-	-
MIS System Maintenance/Enhancement	774,250	166,175	124,110	75,000
RRC General Revenues	774,250	166,175	124,110	75,000
Capacity Planning	-	-	-	-
RRC General Revenues	-	-	-	-
Resource Recovery Corporation Totals	56,350,908	42,380,106	29,175,615	20,633,010

Schedule 6 - Quasi-Public Agency Capital Plans

	Projected Disbursements				
	FY 2005	FY 2006	FY 2007	Post-FY 2007	Totals
Landfill Equipment/Vehicles/Machinery	5,432,942	5,593,149	5,758,258	-	50,469,159
RRC General Revenues	5,432,942	5,593,149	5,758,258	-	50,469,159
Industrial Park Development	1,500,000	1,500,000	1,500,000	-	14,950,000
RRC General Revenues	-	-	-	-	7,450,000
Sale of Industrial Sites	1,500,000	1,500,000	1,500,000	-	7,500,000
Interchange on I-295	-	-	-	-	9,600,000
RRC General Revenues	-	-	-	-	9,600,000
Scituate Avenue/Shun Pike Upgrade	-	-	-	-	2,950,000
RRC General Revenues	-	-	-	-	2,950,000
Landfill Design - Phase V (Southeast)	273,200	2,638,000	201,500	-	9,408,627
RRC General Revenues	273,200	2,638,000	201,500	-	9,408,627
MRF - System Enhancement/Maintenance	350,000	360,500	371,300	-	17,692,085
RRC General Revenues	350,000	360,500	371,300	-	17,692,085
Closure of Landfill Phases II & III	1,400,000	2,171,000	2,171,000	-	9,914,000
RRC General Revenues	-	-	-	-	1,473,000
EPA Mandated Trust Fund	1,400,000	2,171,000	2,171,000	-	8,441,000
Cedar Swamp Brook Relocation - Phase II	-	-	-	-	8,485,192
RRC General Revenues	-	-	-	-	8,485,192
Facility Improvements	51,500	53,000	55,000	-	11,383,974
RRC General Revenues	51,500	53,000	55,000	-	11,383,974
Tipping Facility	-	-	-	-	18,099,040
RRC General Revenues	-	-	-	-	873,251
Revenue Bond	-	-	-	-	17,225,789
MIS System Maintenance/Enhancement	77,250	79,568	81,955	-	1,378,308
RRC General Revenues	77,250	79,568	81,955	-	1,378,308
Capacity Planning	-	-	250,000	7,300,000	7,550,000
RRC General Revenues	-	-	250,000	7,300,000	7,550,000
Resource Recovery Corporation Totals	14,158,892	13,044,217	10,669,013	7,300,000	193,711,761

Appendices Overview

The Appendices contain information relating to the Rhode Island's outstanding debt and projected debt service.

Appendix A – Projected Net Tax Supported Debt

This analysis is performed to identify all debt that is considered "tax supported" debt, and provide insight on the future course of the Rhode Island's tax supported debt. This summary is supported in later appendices, which provide debt service schedules by issues for all outstanding and projected debt issues. Debt outstanding by issuer is also provided in separate schedules.

In both the debt service schedules and the summary of net tax supported debt outstanding, an attempt has been made to project those revenues which would offset the state's obligation.

The following assumptions were made in projecting the State of Rhode Island's net tax supported debt outstanding:

Items Included in Calculation - All debts included in Moody's Investors' Service tax supported debt calculation have been included. The general obligation bonds that are outstanding for Narragansett Bay Commission, and Rhode Island Refunding Bond Authority, which are obligations outstanding for the Narragansett Bay Commission are excluded in the "Adjusted" Net Tax Supported Debt since they are funded by user fees. In FY 1997 through FY 1999, the EDC Alpha Beta moral obligation debt is also included since the state made a partial payment on that debt.

Certain revenue bonds of the Economic Development Corporation and certificates of participation lease obligations are or will be long term in nature and may result in financial commitments that would be funded in part by general revenues.

Appendix B – Outstanding and Projected Debt by Issuer and Debt Ratios

This appendix includes the outstanding balances of the state's obligations as well as the proposed issuance of new debt and the anticipated reduction in debt due to prepayment or defeasance.

1) Proposed Issues - Projected issuance for FY 2003 projects are reflected in FY 2002, assuming the bonds will be issued in June 2002. Interest rates for \$100 million of fixed rate general obligation bonds to be issued to fund FY2003 projects are projected at 4.5 percent. Interest rates for all other issuance of twenty-year fixed rate certificates of participation are estimated at 4.5 percent, with the exception of the Garrahy Courthouse parking garage which assumes 7% due to the uncertainty concerning the ability to issue tax exempt debt for this project due to the potential private activity. Interest for the RIHMFC issues range from 4.5 to 5.4%, also due to the taxable component for the Neighborhood Opportunities Program. Projected amortization schedules are found in the exhibits contained in Appendix C.

FY 2002 G.O. Bonds for FY 2002 projects (Fixed) - \$100 million
FY 2002 NOP Housing Programs- \$11.6 million
FY 2002 Travelers' Aid - \$2.9 million
FY 2002 Master Lease - \$3.9 million (including \$2.7 million DOT)
FY 2003 General Obligation - \$102 million
FY 2002 Kent County Courthouse - \$51.8 million
FY 2003 Garrahy Parking Garage - \$15.0 million
FY 2003 Juvenile Training School - \$57.8 million
FY 2004 General Obligation - \$ 70 million
FY 2004 NOP Housing Programs- \$5.8 million
FY 2004 Corrections - \$25 million
FY 2005 NOP Housing Programs- \$5.8 million
FY 2005 and thereafter – General Obligation - \$70.0 million
FY 2005 Corrections - \$25 million
FY 2006 Corrections - \$50 million

2) Projected Defeasance – The Governor recommends that the State utilize accelerated tobacco master settlement proceeds to defease

Appendices Overview

general obligation debt in the amount of \$278 million. The bonds recommended for defeasance are non-callable bonds which have not been refunded previously. The impact of this recommendation is reflected in the capital budget (See Appendix D for assumptions).

3) Debt Ratios - Personal income data are derived from the November 2001 Revenue Estimating Conference consensus economic forecast. General revenue receipts projections are consistent with the Governor's FY 2003 recommended budget as well as the outyear projections contained in the Five-Year Report.

Appendix C – Debt Service Payable by Issuer

The gross debt service payable on all outstanding and proposed debts of the state is adjusted to reflect the estimated disbursement for debt service. A table of contents is provided at the beginning of this appendix to assist the reader in locating specific schedules.

1. Debt Service on obligations that have debt service reserve funds available will be offset in the year in which cash reserve funds are available. It is assumed that reserve funds will be invested and interest earnings will offset the state's lease payment.
2. User fee funded debt service of the Narragansett Bay Commission, are adjusted out to reflect the fact that the state does not appropriate for these obligations.
3. Amounts estimated to be available to the Convention Center Authority from capitalized interest, accrued interest, reserve fund earnings and operating revenues are adjusted out to reflect the reduction of the state's obligation. Assumes appropriations in FY 2004 and thereafter are relatively constant, and does not take into account the impact of the Convention Center or hotel activity.

4. The receipt of federal funds in the schedule does not offset the lease for the Department of Labor and Training's Howard Center Complex, although the operating budget anticipates the continued receipt of significant federal funds to cover the lease.

5. It is assumed that the EDC bonds issued for the Collaborative Smithfield Corporation will be paid by Collaborative Smithfield Corporation.

6. It is assumed that the EDC bonds issued for Fidelity will be partially supported in FY 2002 and FY 2003 by state appropriations.

7. It is assumed that the EDC bonds issued for Fleet will be not be supported by state appropriations until FY 2005 due to the required achievement of employment targets and other requirements.

Appendix D – Debt Reduction Program

State law also provides that proceeds available in the state's sinking fund be used to repay debt. The Governor's budget recommendation utilizes resources that would have been deposited into the Sinking Fund for state operations. However, the Governor is recommending that the State utilize accelerated tobacco master settlement proceeds to defease general obligation debt in the amount of \$278.1 million. The impact of this is reflected in the capital budget and is detailed in Appendix D.

Appendix E – State of Rhode Island Bond Referenda

Appendix E provides information relating to general obligation bond referenda. It provides a historical perspective on all bond referenda presented to the voters at each election since 1972, identifying the amounts presented, the amounts approved by the voters, and the actual vote count for each question.

Appendix F – Analysis of Bond Authorizations

Appendices Overview

Appendix F contains information relating to the state's debt by providing a historical perspective by functional purpose of the debt. This appendix shows the amount of debt approved by functional category since 1979, the amount of bonds actually issued from that authorization, the amount of authorization extinguished or unissued debt as of January 2002. The table also reflects the specific authorizations that are budgeted.

Appendix G

Appendix G contains information relating to the amount of debt issued each year since 1982, including state general obligation bonds, Rhode Island Public Buildings Authority bonds, Lease Participation Certificates, Convention Center Authority bonds, Depositors Economic Protection Corporation bonds and other debt.

Appendix H

Appendix H is a glossary of terms relevant to capital budgeting and debt issuance.

Appendix A - Tax Supported Debt and Other Obligations

	Obligations June 30, 1994	Obligations June 30, 1995	Obligations June 30, 1996
Direct Debt:			
Proposed General Obligation Bond Issuance	-	-	-
Projected Defeasance of General Obligation Debt	-	-	-
Variable Rate Bonds	-	-	-
Various purpose bonds	705,997	716,571	740,343
Subtotal	705,997	716,571	740,343
Guaranteed Debt:			
Turnpike and Bridge Authority bonds	31,000	31,000	31,000
Blackstone Valley District Commission bonds	17,578	16,181	-
Narragansett Bay District Commission bonds	10,362	9,887	24,908
Subtotal	58,940	57,068	55,908
Other Debt Subject to Annual Appropriation:			
Rhode Island Depositors Economic Protection Corp.	501,445	494,170	320,725
Public Buildings Authority Lease Rental Bonds	241,355	229,090	215,870
Rhode Island Refunding Bond Authority-Direct	9,435	8,020	6,635
Rhode Island Refunding Bond Auth.-Gurmt Narr Bay	150	130	110
Convention Center Authority	355,840	352,035	347,080
Certificates of Participation -Equipment/Vehicle Leases	6,470	3,130	1,005
Certificates of Participation -Proposed Vehicle Leases	-	-	-
Certificates of Participation - Intake Center	29,265	28,185	27,040
Certificates of Participation - Attorney General	-	-	4,500
Certificates of Participation- DLT Howard Complex	-	-	-
Certificates of Participation-Shepard's Building(originally EDC)	34,070	34,070	33,680
Certificates of Participation-Garrahy Courthouse Garage	-	-	-
Certificates of Participation-Howard Steam Plant	-	-	-
Certificates of Participation-Kent County Courthouse	-	-	-
Certificates of Participation-Training School	-	-	-
Certificates of Participation-Corrections	-	-	-
RIHMFC Neighborhood Opportunities Housing Program	-	-	-
RIHMFC- Travelers Aid	-	-	-
Economic Development Corporation-URI Power Plant	-	-	-
Economic Development Corporation- McCoy Stadium	-	-	-
Economic Development Corporation- Alpha Beta Corporation	30,000	30,000	29,700
Economic Development Corporation- Collaborative	-	-	-
Economic Development Corporation- Central Falls Detention Center	30,106	29,855	29,574
Subtotal	1,238,136	1,208,685	1,015,919
Performance Based Agreements			
Economic Development Corporation- Fidelity Building	-	-	25,000
Economic Development Corporation- Fleet Bank	-	-	-
Subtotal	-	-	25,000
Gross Debt	2,003,073	1,982,324	1,837,170
Less: Adjustments for Agency Payments:	(119,196)	(117,053)	(115,292)
Net Tax Supported Debt and Other Obligations	1,883,877	1,865,271	1,721,878
Debt Ratios			
Personal Income	22,170,000	22,800,000	24,271,500
Debt as a percent of Personal Income	8.50%	8.18%	7.09%

Appendix A - Tax Supported Debt and Other Obligations

	Obligations June 30, 1997	Obligations June 30, 1998	Obligations June 30, 1999
Direct Debt:			
Proposed General Obligation Bond Issuance	-	-	-
Projected Defeasance of General Obligation Debt	-	-	-
Variable Rate Bonds	-	36,500	36,500
Various purpose bonds	774,622	731,133	753,544
Subtotal	774,622	767,633	790,044
Guaranteed Debt:			
Turnpike and Bridge Authority bonds	31,000	-	-
Blackstone Valley District Commission bonds	-	-	-
Narragansett Bay District Commission bonds	23,907	22,635	21,388
Subtotal	54,907	22,635	21,388
Other Debt Subject to Annual Appropriation:			
Rhode Island Depositors Economic Protection Corp.	312,725	196,420	107,990
Public Buildings Authority Lease Rental Bonds	202,750	184,405	171,640
Rhode Island Refunding Bond Authority-Direct	5,275	3,940	2,615
Rhode Island Refunding Bond Auth.-Gurmt Narr Bay	90	75	60
Convention Center Authority	341,880	335,970	329,665
Certificates of Participation -Equipment/Vehicle Leases	190	-	-
Certificates of Participation -Proposed Vehicle Leases	-	-	-
Certificates of Participation - Intake Center	28,185	26,895	25,160
Certificates of Participation - Attorney General	4,360	4,215	4,065
Certificates of Participation- DLT Howard Complex	24,000	24,000	24,000
Certificates of Participation-Shepard's Building(originally EDC)	33,265	33,620	32,535
Certificates of Participation-Garrahy Courthouse Garage	-	-	-
Certificates of Participation-Howard Steam Plant	-	-	-
Certificates of Participation-Kent County Courthouse	-	-	-
Certificates of Participation-Training School	-	-	-
Certificates of Participation-Corrections	-	-	-
RIHMFC Neighborhood Opportunities Housing Program	-	-	-
RIHMFC- Travelers Aid	-	-	-
Economic Development Corporation-URI Power Plant	-	-	16,395
Economic Development Corporation- McCoy Stadium	-	11,825	11,105
Economic Development Corporation- Alpha Beta Corporation	29,380	29,040	28,675
Economic Development Corporation- Collaborative	-	-	-
Economic Development Corporation- Central Falls Detention Center	29,274	28,949	-
Subtotal	1,011,374	879,354	753,905
Performance Based Agreements			
Economic Development Corporation- Fidelity Building	25,000	25,000	25,000
Economic Development Corporation- Fleet Bank	-	11,000	10,890
Subtotal	25,000	36,000	35,890
Gross Debt	1,865,903	1,705,622	1,601,227
Less: Adjustments for Agency Payments	(113,651)	(88,300)	(45,368)
Net Tax Supported Debt	1,752,252	1,617,322	1,555,859
Debt Ratios			
	25,646,000	27,190,000	28,635,500
Debt as a percent of Personal Income	6.83%	5.95%	5.43%

Appendix A - Tax Supported Debt and Other Obligations

	Obligations June 30, 2000	Obligations June 30, 2001	Obligations June 30, 2002
Direct Debt:			
Proposed General Obligation Bond Issuance	-	-	100,000
Projected Defeasance of General Obligation Debt	-	-	-
Variable Rate Bonds	64,790	31,365	28,165
Various purpose bonds	816,268	822,485	895,333
Subtotal	881,058	853,850	1,023,498
Guaranteed Debt:			
Turnpike and Bridge Authority bonds	-	-	-
Blackstone Valley District Commission bonds	-	-	-
Narragansett Bay District Commission bonds	19,869	18,459	16,148
Subtotal	19,869	18,459	16,148
Other Debt Subject to Annual Appropriation:			
Rhode Island Depositors Economic Protection Corp.	41,725	-	-
Public Buildings Authority Lease Rental Bonds	159,210	146,055	132,440
Rhode Island Refunding Bond Authority-Direct	1,955	1,300	650
Rhode Island Refunding Bond Auth.-Narr Bay	45	30	15
Convention Center Authority	322,930	315,805	319,435
Certificates of Participation -Equipment/Vehicle Leases	9,843	11,015	7,995
Certificates of Participation -Proposed Vehicle Leases	-	-	3,900
Certificates of Participation - Intake Center	23,355	21,470	19,500
Certificates of Participation - Attorney General	3,905	3,740	3,570
Certificates of Participation- DLT Howard Complex	23,150	22,265	21,335
Certificates of Participation-Shepard's Building(originally EDC)	31,400	30,215	28,820
Certificates of Participation-Garrahy Courthouse Garage	-	-	-
Certificates of Participation-Howard Steam Plant	-	28,180	27,315
Certificates of Participation-Kent County Courthouse	-	-	-
Certificates of Participation-Training School	-	-	-
Certificates of Participation-Corrections	-	-	-
RIHMFC Neighborhood Opportunities Housing Program	-	-	11,620
RIHMFC- Travelers Aid	-	-	2,880
Economic Development Corporation-URI Power Plant	16,395	15,859	15,304
Economic Development Corporation- McCoy Stadium	10,360	9,585	8,780
Economic Development Corporation- Alpha Beta Corporation	-	-	-
Economic Development Corporation- Collaborative	25,000	25,000	25,000
Economic Development Corporation- Central Falls Detention Center	-	-	-
Subtotal	669,273	630,519	628,559
Performance Based Agreements			
Economic Development Corporation- Fidelity Building	24,579	24,116	23,615
Economic Development Corporation- Fleet Bank	10,770	10,640	10,500
Subtotal	35,349	34,756	34,115
Gross Debt	1,605,549	1,537,584	1,702,320
Less: Adjustments for Agency Payments	(68,751)	(66,700)	(63,722)
Net Tax Supported Debt	1,536,798	1,470,884	1,638,598
Debt Ratios			
Personal Income	30,205,400	31,532,750	32,478,733
Debt as a percent of Personal Income	5.09%	4.66%	5.05%

Appendix A - Tax Supported Debt and Other Obligations

	Obligations June 30,2003	Obligations June 30,2004	Obligations June 30,2005
Direct Debt:			
Proposed General Obligation Bond Issuance	202,000	268,559	331,454
Projected Defeasance of General Obligation Debt	(244,014)	(213,206)	(181,808)
Variable Rate Bonds	27,965	24,878	22,690
Various purpose bonds	826,716	758,111	689,570
Subtotal	812,667	838,342	861,906
Guaranteed Debt:			
Turnpike and Bridge Authority bonds	-	-	-
Blackstone Valley District Commission bonds	-	-	-
Narragansett Bay District Commission bonds	13,891	11,761	9,635
Subtotal	13,891	11,761	9,635
Other Debt Subject to Annual Appropriation:			
Rhode Island Depositors Economic Protection Corp.	-	-	-
Public Buildings Authority Lease Rental Bonds	117,990	103,075	87,155
Rhode Island Refunding Bond Authority-Direct	-	-	-
Rhode Island Refunding Bond Auth.-Narr Bay	-	-	-
Convention Center Authority	313,360	305,675	296,295
Certificates of Participation -Equipment/Vehicle Leases	4,975	1,960	-
Certificates of Participation -Proposed Vehicle Leases	3,017	2,099	1,144
Certificates of Participation - Intake Center	17,440	15,285	13,025
Certificates of Participation - Attorney General	3,390	3,200	3,000
Certificates of Participation- DLT Howard Complex	20,365	19,345	18,275
Certificates of Participation-Shepard's Building(originally EDC)	27,655	26,410	25,080
Certificates of Participation-Garrahy Courthouse Garage	15,000	14,599	14,169
Certificates of Participation-Howard Steam Plant	26,410	25,465	24,475
Certificates of Participation-Kent County Courthouse	51,810	50,027	48,164
Certificates of Participation-Training School	57,800	55,811	53,733
Certificates of Participation-Corrections	25,000	49,140	72,381
RIHMF C Neighborhood Opportunities Housing Program	17,430	22,440	26,970
RIHMF C- Travelers Aid	2,605	2,325	2,035
Economic Development Corporation-URI Power Plant	14,729	14,134	13,514
Economic Development Corporation- McCoy Stadium	7,945	7,080	6,180
Economic Development Corporation- Alpha Beta Corporation	-	-	-
Economic Development Corporation- Collaborative	25,000	25,000	24,542
Economic Development Corporation- Central Falls Detention Center	-	-	-
Subtotal	751,921	743,070	730,137
Performance Based Agreements			
Economic Development Corporation- Fidelity Building	23,071	22,487	21,847
Economic Development Corporation- Fleet Bank	10,350	10,190	10,015
Subtotal	33,421	32,677	31,862
Gross Debt	1,611,900	1,625,849	1,633,541
Less: Adjustments for Agency Payments	(60,772)	(57,936)	(54,611)
Net Tax Supported Debt	1,551,128	1,567,913	1,578,929
Debt Ratios			
Personal Income	33,712,924	35,230,006	36,674,436
Debt as a percent of Personal Income	4.60%	4.45%	4.31%

Appendix A - Tax Supported Debt and Other Obligations

	Obligations June 30,2006	Obligations June 30,2007
Direct Debt:		
Proposed General Obligation Bond Issuance	391,621	448,936
Projected Defeasance of General Obligation Debt	(150,089)	(121,924)
Variable Rate Bonds	19,703	11,015
Various purpose bonds	<u>626,629</u>	<u>568,885</u>
Subtotal	887,863	906,913
Guaranteed Debt:		
Turnpike and Bridge Authority bonds	-	-
Blackstone Valley District Commission bonds	-	-
Narragansett Bay District Commission bonds	<u>6,265</u>	<u>2,733</u>
Subtotal	6,265	2,733
Other Debt Subject to Annual Appropriation:		
Rhode Island Depositors Economic Protection Corp.	-	-
Public Buildings Authority Lease Rental Bonds	70,430	52,850
Rhode Island Refunding Bond Authority-Direct	-	-
Rhode Island Refunding Bond Auth.-Narr Bay	-	-
Convention Center Authority	286,470	276,180
Certificates of Participation -Equipment/Vehicle Leases	-	-
Certificates of Participation -Proposed Vehicle Leases	583	-
Certificates of Participation - Intake Center	10,655	8,160
Certificates of Participation - Attorney General	2,795	2,575
Certificates of Participation- DLT Howard Complex	17,150	15,970
Certificates of Participation-Shepard's Building(originally EDC)	23,655	22,135
Certificates of Participation-Garrahy Courthouse Garage	13,710	13,218
Certificates of Participation-Howard Steam Plant	23,440	22,360
Certificates of Participation-Kent County Courthouse	46,218	44,184
Certificates of Participation-Training School	51,561	49,292
Certificates of Participation-Corrections	119,682	115,142
RIHMFC Neighborhood Opportunities Housing Program	25,170	22,810
RIHMFC- Travelers Aid	1,730	1,415
Economic Development Corporation-URI Power Plant	12,869	12,194
Economic Development Corporation- McCoy Stadium	5,245	4,275
Economic Development Corporation- Alpha Beta Corporation	-	-
Economic Development Corporation- Collaborative	23,572	22,527
Economic Development Corporation- Central Falls Detention Center	-	-
Subtotal	734,936	685,286
Performance Based Agreements		
Economic Development Corporation- Fidelity Building	21,154	20,402
Economic Development Corporation- Fleet Bank	9,830	9,630
Subtotal	30,984	30,032
Gross Debt	1,660,048	1,624,965
Less: Adjustments for Agency Payments	(49,499)	(44,108)
Net Tax Supported Debt	1,610,549	1,580,857
Debt Ratios		
Personal Income	38,141,414	39,590,787
Debt as a percent of Personal Income	4.22%	3.99%

Appendix B - Projected Unamortized Principal

Unamortized Principal Outstanding

Fiscal Year	General Obligation Bonds	1998 G.O.Variable Rate	1999 G.O.Variable Rate	Projected 2000 G.O.Variable Rate	RI Refunding Bond Authority Loan
1996	740,343,295	-	-	-	6,635,000
1997	774,622,173	-	-	-	5,275,000
1998	731,132,699	36,500,000	-	-	3,940,000
1999	753,543,576	36,500,000	-	-	2,615,000
2000	816,268,021	32,400,000	32,390,000	-	1,955,000
2001	822,484,778	-	-	31,365,000	1,300,000
2002	895,333,261	-	-	28,165,000	650,000
2003	826,715,789	-	-	27,965,000	-
2004	758,110,865	-	-	24,877,500	-
2005	689,569,739	-	-	22,690,000	-
2006	626,628,749	-	-	19,702,500	-
2007	568,885,453	-	-	11,015,000	-
2008	510,959,892	-	-	6,127,500	-
2009	455,062,458	-	-	4,040,000	-
2010	396,735,000	-	-	2,252,500	-
2011	341,345,000	-	-	-	-
2012	286,745,000	-	-	-	-
2013	232,250,000	-	-	-	-
2014	185,385,000	-	-	-	-
2015	143,560,000	-	-	-	-
2016	107,420,000	-	-	-	-
2017	73,330,000	-	-	-	-
2018	48,435,000	-	-	-	-
2019	25,695,000	-	-	-	-
2020	10,870,000	-	-	-	-
2021	-	-	-	-	-
2022	-	-	-	-	-
2023	-	-	-	-	-
2024	-	-	-	-	-
2025	-	-	-	-	-
2026	-	-	-	-	-
2026	-	-	-	-	-

Appendix B - Projected Unamortized Principal

Unamortized Principal Outstanding

Fiscal Year	RI Refunding Bond (Public Bldgs)	Intake Center Certificates of Participation	Attorney General Certificates of Participation	Shepard's Building Certificates of Participation	Master Equipment Lease
1996	215,870,000	27,040,000	4,500,000	33,680,000	1,005,000
1997	202,750,000	28,185,000	4,360,000	33,265,000	190,000
1998	184,405,000	26,895,000	4,215,000	33,620,000	-
1999	171,640,000	25,160,000	4,065,000	32,535,000	-
2000	159,210,000	23,355,000	3,905,000	31,400,000	-
2001	146,055,000	21,470,000	3,740,000	30,215,000	-
2002	132,440,000	19,500,000	3,570,000	28,820,000	-
2003	117,990,000	17,440,000	3,390,000	27,655,000	-
2004	103,075,000	15,285,000	3,200,000	26,410,000	-
2005	87,155,000	13,025,000	3,000,000	25,080,000	-
2006	70,430,000	10,655,000	2,795,000	23,655,000	-
2007	52,850,000	8,160,000	2,575,000	22,135,000	-
2008	34,540,000	5,535,000	2,345,000	20,515,000	-
2009	16,260,000	2,775,000	2,105,000	18,765,000	-
2010	-	-	1,850,000	16,900,000	-
2011	-	-	1,580,000	14,910,000	-
2012	-	-	1,295,000	12,790,000	-
2013	-	-	995,000	10,535,000	-
2014	-	-	680,000	8,135,000	-
2015	-	-	350,000	5,580,000	-
2016	-	-	-	2,870,000	-
2017	-	-	-	-	-
2018	-	-	-	-	-
2019	-	-	-	-	-
2020	-	-	-	-	-
2021	-	-	-	-	-
2022	-	-	-	-	-
2023	-	-	-	-	-
2024	-	-	-	-	-
2025	-	-	-	-	-
2026	-	-	-	-	-
2027	-	-	-	-	-

Appendix B - Projected Unamortized Principal

Unamortized Principal Outstanding

Fiscal Year	Depositors' Protection Corporation	Narragansett Bay Commission	Ref Bond Auth-Narr. Bay Comm.	Convention Center Authority	DLT Howard Center Building	URI Power Plant
1996	320,725,000	24,908,063	110,000	347,080,000	-	-
1997	312,725,000	23,906,949	90,000	341,880,000	24,000,000	-
1998	196,420,000	22,634,668	75,000	335,970,000	24,000,000	-
1999	107,990,000	21,387,552	60,000	329,665,000	24,000,000	16,395,000
2000	41,725,000	19,869,173	45,000	322,930,000	23,150,000	16,395,000
2001	-	18,459,191	30,000	315,805,000	22,265,000	15,859,000
2002	-	16,147,959	15,000	319,435,000	21,335,000	15,304,000
2003	-	13,891,061	-	313,360,000	20,365,000	14,729,000
2004	-	11,760,913	-	305,675,000	19,345,000	14,134,000
2005	-	9,635,173	-	296,295,000	18,275,000	13,514,000
2006	-	6,265,292	-	286,470,000	17,150,000	12,869,000
2007	-	2,733,458	-	276,180,000	15,970,000	12,194,000
2008	-	1,816,704	-	265,405,000	14,725,000	11,494,000
2009	-	1,266,000	-	254,110,000	13,415,000	10,759,000
2010	-	785,000	-	242,280,000	12,035,000	9,995,000
2011	-	540,000	-	229,885,000	10,580,000	9,195,000
2012	-	285,000	-	216,880,000	9,045,000	8,360,000
2013	-	-	-	203,230,000	7,425,000	7,485,000
2014	-	-	-	188,905,000	5,715,000	6,565,000
2015	-	-	-	173,870,000	3,910,000	5,600,000
2016	-	-	-	158,095,000	2,005,000	4,585,000
2017	-	-	-	141,565,000	-	3,520,000
2018	-	-	-	124,240,000	-	-
2019	-	-	-	106,085,000	-	-
2020	-	-	-	87,070,000	-	-
2021	-	-	-	67,140,000	-	-
2022	-	-	-	46,255,000	-	-
2023	-	-	-	24,540,000	-	-
2024	-	-	-	18,770,000	-	-
2025	-	-	-	12,765,000	-	-
2026	-	-	-	6,510,000	-	-
2027	-	-	-	-	-	-

Appendix B - Projected Unamortized Principal

Unamortized Principal Outstanding

Fiscal Year	MHRH Power Plant	Center General (DLT)Furniture	Pastore Center Telecommunications	Vehicles/ Rolling Stock	E-911 Phase 1
1996	-	-	-	-	-
1997	-	-	-	-	-
1998	-	-	-	-	-
1999	-	-	-	-	-
2000	-	1,550,000	3,500,000	3,395,000	1,398,000
2001	28,180,000	1,240,000	2,800,000	5,865,000	1,110,000
2002	27,315,000	930,000	2,100,000	4,135,000	830,000
2003	26,410,000	620,000	1,400,000	2,405,000	550,000
2004	25,465,000	310,000	700,000	675,000	275,000
2005	24,475,000	-	-	-	-
2006	23,440,000	-	-	-	-
2007	22,360,000	-	-	-	-
2008	21,230,000	-	-	-	-
2009	20,045,000	-	-	-	-
2010	18,800,000	-	-	-	-
2011	17,490,000	-	-	-	-
2012	16,120,000	-	-	-	-
2013	14,680,000	-	-	-	-
2014	13,165,000	-	-	-	-
2015	11,570,000	-	-	-	-
2016	9,890,000	-	-	-	-
2017	8,120,000	-	-	-	-
2018	6,250,000	-	-	-	-
2019	4,275,000	-	-	-	-
2020	2,195,000	-	-	-	-
2021	-	-	-	-	-
2022	-	-	-	-	-
2023	-	-	-	-	-
2024	-	-	-	-	-
2025	-	-	-	-	-
2026	-	-	-	-	-
2027	-	-	-	-	-

Appendix B - Projected Unamortized Principal

Unamortized Principal Outstanding

Rhode Island Economic Development Corporation				
Fiscal Year	Central Falls Detention Center	Alpha Beta	Collaborative	McCoy Stadium
1996	29,574,000	29,700,000	-	-
1997	29,274,000	29,380,000	-	-
1998	28,949,000	29,040,000	-	11,825,000
1999	-	28,675,000	-	11,105,000
2000	-	-	25,000,000	10,360,000
2001	-	-	25,000,000	9,585,000
2002	-	-	25,000,000	8,780,000
2003	-	-	25,000,000	7,945,000
2004	-	-	25,000,000	7,080,000
2005	-	-	24,541,822	6,180,000
2006	-	-	23,572,077	5,245,000
2007	-	-	22,526,527	4,275,000
2008	-	-	21,399,246	3,265,000
2009	-	-	20,183,844	2,220,000
2010	-	-	18,873,433	1,130,000
2011	-	-	17,460,586	-
2012	-	-	15,937,295	-
2013	-	-	14,294,928	-
2014	-	-	12,524,176	-
2015	-	-	10,615,002	-
2016	-	-	8,556,587	-
2017	-	-	6,337,263	-
2018	-	-	3,944,455	-
2019	-	-	1,364,598	-
2020	-	-	-	-
2021	-	-	-	-
2022	-	-	-	-
2023	-	-	-	-
2024	-	-	-	-
2025	-	-	-	-
2026	-	-	-	-
2027	-	-	-	-

Appendix B - Projected Unamortized Principal

Unamortized Principal Outstanding

Fiscal Year	Proposed G.O.Issuance	Proposed GO Defeasance	Proposed Travelers Aid	Proposed NOP Housing
1996	-	-	-	-
1997	-	-	-	-
1998	-	-	-	-
1999	-	-	-	-
2000	-	-	-	-
2001	-	-	-	-
2002	100,000,000	-	2,880,000	11,620,000
2003	202,000,000	(244,014,000)	2,605,000	17,430,000
2004	268,559,266	(213,206,000)	2,325,000	22,440,000
2005	331,454,149	(181,808,000)	2,035,000	26,970,000
2006	391,620,788	(150,089,000)	1,730,000	25,170,000
2007	448,936,412	(121,924,000)	1,415,000	22,810,000
2008	503,272,724	(85,258,000)	1,085,000	20,250,000
2009	554,495,657	(53,116,000)	740,000	17,490,000
2010	602,465,108	(25,855,000)	380,000	14,530,000
2011	647,034,669	(6,855,000)	-	11,370,000
2012	688,051,347	-	-	8,010,000
2013	725,355,261	-	-	4,430,000
2014	758,779,338	-	-	2,260,000
2015	788,148,983	-	-	770,000
2016	813,281,749	-	-	-
2017	833,986,975	-	-	-
2018	850,065,422	-	-	-
2019	861,308,885	-	-	-
2020	867,499,790	-	-	-
2021	868,410,771	-	-	-
2022	863,804,233	-	-	-
2023	861,372,620	-	-	-
2024	861,372,620	-	-	-
2025	861,372,620	-	-	-
2026	861,372,620	-	-	-
2027	861,372,620	-	-	-

Appendix B - Projected Unamortized Principal

Unamortized Principal Outstanding

Fiscal Year	Proposed Master Lease	Proposed Parking Garage	Proposed Kent County Court	Proposed Training School	Proposed Corrections Plan
1996	-	-	-	-	-
1997	-	-	-	-	-
1998	-	-	-	-	-
1999	-	-	-	-	-
2000	-	-	-	-	-
2001	-	-	-	-	-
2002	3,900,000	-	-	-	-
2003	3,017,089	15,000,000	51,810,000	57,800,000	25,000,000
2004	2,098,861	14,598,705	50,027,355	55,811,255	49,139,816
2005	1,143,904	14,169,319	48,164,492	53,733,017	72,380,741
2006	583,167	13,709,876	46,217,800	51,561,259	119,682,323
2007	-	13,218,272	44,183,506	49,291,771	115,142,110
2008	-	12,692,256	42,057,669	46,920,156	110,397,587
2009	-	12,129,419	39,836,170	44,441,819	105,439,560
2010	-	11,527,183	37,514,703	41,851,956	100,258,422
2011	-	10,882,790	35,088,770	39,145,550	94,844,133
2012	-	10,193,290	32,553,670	36,317,355	89,186,201
2013	-	9,455,525	29,904,491	33,361,891	83,273,662
2014	-	8,666,117	27,136,099	30,273,432	77,095,059
2015	-	7,821,450	24,243,129	27,045,992	70,638,419
2016	-	6,917,656	21,219,975	23,673,317	63,891,230
2017	-	5,950,597	18,060,779	20,148,872	56,840,417
2018	-	4,915,844	14,759,420	16,465,826	49,472,318
2019	-	3,808,657	11,309,499	12,617,044	41,772,654
2020	-	2,623,968	7,704,332	8,595,067	33,726,505
2021	-	1,356,351	3,936,933	4,392,100	25,318,280
2022	-	-	-	-	16,531,684
2023	-	-	-	-	9,334,876
2024	-	-	-	-	3,799,394
2025	-	-	-	-	-
2026	-	-	-	-	-
2027	-	-	-	-	-

Appendix B - Projected Unamortized Principal

Net Tax Supported Debt and Other Obligations Outstanding - (Excluding Performance Based Agreements)

Fiscal Year	Total All Outstanding and Projected Unamortized Principal	Adjustment for Agency Payments*	Total All Unamortized Principal Outstanding and Projected
1996	1,812,170,358	(115,292,063)	1,696,878,295
1997	1,840,903,122	(113,650,949)	1,727,252,173
1998	1,669,621,367	(80,698,668)	1,588,922,699
1999	1,565,336,128	(37,842,552)	1,527,493,576
2000	1,570,200,194	(61,309,173)	1,508,891,021
2001	1,502,827,969	(59,348,191)	1,443,479,778
2002	1,668,205,220	(56,466,959)	1,611,738,261
2003	1,578,478,939	(53,620,061)	1,524,858,878
2004	1,593,172,536	(50,894,913)	1,542,277,623
2005	1,601,678,355	(47,690,995)	1,553,987,360
2006	1,629,063,830	(42,706,369)	1,586,357,461
2007	1,594,932,508	(37,453,985)	1,557,478,523
2008	1,570,774,734	(34,709,950)	1,536,064,784
2009	1,542,462,926	(32,208,844)	1,510,254,082
2010	1,504,308,305	(29,653,433)	1,474,654,872
2011	1,474,496,499	(27,195,586)	1,447,300,913
2012	1,431,769,159	(24,582,295)	1,407,186,864
2013	1,376,675,759	(21,779,928)	1,354,895,831
2014	1,325,284,220	(19,089,176)	1,306,195,044
2015	1,273,722,974	(16,215,002)	1,257,507,972
2016	1,222,405,514	(13,141,587)	1,209,263,927
2017	1,167,859,903	(9,857,263)	1,158,002,640
2018	1,118,548,284	(3,944,455)	1,114,603,829
2019	1,068,236,337	(1,364,598)	1,066,871,739
2020	1,020,284,662	-	1,020,284,662
2021	970,554,434	-	970,554,434
2022	926,590,917	-	926,590,917
2023	895,247,496	-	895,247,496
2024	883,942,015	-	883,942,015
2025	874,137,620	-	874,137,620
2026	867,882,620	-	867,882,620
2027	861,372,620	-	861,372,620

*Reflects a reduction for bonds outstanding of the Narragansett Bay Commission (including former Blackstone Valley debt), Turnpike and Bridge Authority, EDC's Alpha Beta Corporation, Central Falls Detention Facility. FY 1996 and FY1997 include \$31 million of bonds of the Rhode Island Turnpike and Bridge Authority that were refunded in FY 1998 and are no longer guaranteed. FY 1996, FY 1997, FY 1998 reflect obligations of EDC for Central Falls Detention Facility which were refunded in FY 1999 by the CFDC Corporation and are no longer an obligation of the EDC. For FY1996-FY1998 reflects Alpha Beta. In FY1999, no offset is provided for Alpha Beta as revenues were not sufficient to pay the debt, which was fully repaid in FY2000 with proceeds from the sale of the building and net \$5.5 million of state funds.

Appendix B - Projected Unamortized Principal

Performance Based Agreements *

Fiscal Year	Rhode Island Economic Development Corporation		
	Fidelity	Fleet	Total Performance Based
1996	25,000,000	-	25,000,000
1997	25,000,000	-	25,000,000
1998	25,000,000	11,000,000	36,000,000
1999	25,000,000	10,890,000	35,890,000
2000	24,579,000	10,770,000	35,349,000
2001	24,116,494	10,640,000	34,756,494
2002	23,615,056	10,500,000	34,115,056
2003	23,071,240	10,350,000	33,421,240
2004	22,486,634	10,190,000	32,676,634
2005	21,847,451	10,015,000	31,862,451
2006	21,154,249	9,830,000	30,984,249
2007	20,402,462	9,630,000	30,032,462
2008	19,591,677	9,415,000	29,006,677
2009	18,707,829	9,180,000	27,887,829
2010	17,749,284	8,925,000	26,674,284
2011	16,709,729	8,655,000	25,364,729
2012	15,585,984	8,360,000	23,945,984
2013	14,363,600	8,045,000	22,408,600
2014	13,037,909	7,710,000	20,747,909
2015	11,600,179	7,345,000	18,945,179
2016	10,043,400	6,950,000	16,993,400
2017	8,352,592	6,525,000	14,877,592
2018	6,518,887	6,070,000	12,588,887
2019	4,530,209	5,580,000	10,110,209
2020	2,374,248	5,050,000	7,424,248
2021	-	4,480,000	4,480,000
2022	-	3,865,000	3,865,000
2023	-	3,205,000	3,205,000
2024	-	2,490,000	2,490,000
2025	-	1,720,000	1,720,000
2026	-	895,000	895,000
2027	-	-	-

* Under these agreements, the State will appropriate general revenue funds in accordance with the underlying agreements. For Fidelity and Providence Mall, the State's goal is to have the entities achieve full state payment of the maximum payment allowed, which is the approximate debt service reflected. For the Fleet transaction, only a portion of the debt issued is associated with the job rent credits which can be earned, or 31% of the total debt service on the bonds. Of the \$11 million of bonds issued, the State's obligation to pay job rent credits relates only to \$3.4 million, or 31%. Fleet will pay at least 79%.

Appendix B - Projected Unamortized Principal

Net Tax Supported Debt and Other Obligations Outstanding - (Including Performance Based Agreements)

Fiscal Year	Total All Outstanding and Projected Unamortized Principal	Adjustment for Agency Payments*	Total All Unamortized Principal Outstanding and Projected
1996	1,837,170,358	(115,292,063)	1,721,878,295
1997	1,865,903,122	(113,650,949)	1,752,252,173
1998	1,705,621,367	(88,299,668)	1,617,321,699
1999	1,601,226,128	(45,367,542)	1,555,858,586
2000	1,605,549,194	(68,751,243)	1,536,797,951
2001	1,537,584,463	(66,700,431)	1,470,884,032
2002	1,702,320,276	(63,722,459)	1,638,597,817
2003	1,611,900,179	(60,771,911)	1,551,128,268
2004	1,625,849,170	(57,936,203)	1,567,912,967
2005	1,633,540,806	(54,611,360)	1,578,929,446
2006	1,660,048,079	(49,498,899)	1,610,549,180
2007	1,624,964,970	(44,108,315)	1,580,856,655
2008	1,599,781,411	(41,215,715)	1,558,565,696
2009	1,570,350,755	(38,552,224)	1,531,798,531
2010	1,530,982,589	(35,820,608)	1,495,161,981
2011	1,499,861,228	(33,176,191)	1,466,685,037
2012	1,455,715,143	(30,359,055)	1,425,356,088
2013	1,399,084,359	(27,339,023)	1,371,745,336
2014	1,346,032,129	(24,416,786)	1,321,615,343
2015	1,292,668,153	(21,290,397)	1,271,377,756
2016	1,239,398,914	(17,944,037)	1,221,454,877
2017	1,182,737,495	(14,366,038)	1,168,371,457
2018	1,131,137,171	(8,138,825)	1,122,998,346
2019	1,078,346,546	(5,220,378)	1,073,126,168
2020	1,027,708,910	(3,489,550)	1,024,219,360
2021	975,034,434	(3,095,680)	971,938,754
2022	930,455,917	(2,670,715)	927,785,202
2023	898,452,496	(2,214,655)	896,237,841
2024	886,432,015	(1,720,590)	884,711,425
2025	875,857,620	(1,188,520)	874,669,100
2026	868,777,620	(618,445)	868,159,175
2027	861,372,620	-	861,372,620

*Reflects offsets shown in "Net Tax Supported Debt (Excluding Performance Based Agreements) and an additional 79% of the principal balance on the Fleet Performance Based Obligation, which will be paid by Fleet.

Appendix B

Net Tax Supported Debt as a Percent of Personal Income
(Assuming Defeasance of General Obligation Bonds Recommended in Capital Budget)

Fiscal Year	Personal Income	Net Tax Supported Debt(1)	Debt Ratio
1996	24,271,500,000	1,721,878,295	7.09%
1997	25,646,000,000	1,752,252,173	6.83%
1998	27,190,000,000	1,617,321,699	5.95%
1999	28,635,500,000	1,555,858,586	5.43%
2000	30,205,400,000	1,536,797,951	5.09%
2001	31,532,750,000	1,470,884,032	4.66%
2002	32,478,733,000	1,638,597,817	5.05%
2003	33,712,924,000	1,551,128,268	4.60%
2004	35,230,006,000	1,567,912,967	4.45%
2005	36,674,436,000	1,578,929,446	4.31%
2006	38,141,414,000	1,610,549,180	4.22%
2007	39,590,787,000	1,580,856,655	3.99%

Net Tax Supported Debt as a Percent of Personal Income
(Assuming no defeasance)

Fiscal Year	Personal Income	Net Tax Supported Debt(2)	Debt Ratio
1996	24,271,500,000	1,721,878,295	7.09%
1997	25,646,000,000	1,752,252,173	6.83%
1998	27,190,000,000	1,617,321,699	5.95%
1999	28,635,500,000	1,555,858,586	5.43%
2000	30,205,400,000	1,536,797,951	5.09%
2001	31,532,750,000	1,470,884,032	4.66%
2002	32,478,733,000	1,638,597,817	5.05%
2003	33,712,924,000	1,795,142,268	5.32%
2004	35,230,006,000	1,781,118,967	5.06%
2005	36,674,436,000	1,760,737,446	4.80%
2006	38,141,414,000	1,760,638,180	4.62%
2007	39,590,787,000	1,702,780,655	4.30%

(1) Including Performance Based Agreements; reflects reduction in debt from defeasance of general obligation bonds shown in Appendix D.

(2) Including Performance Based Agreements, reflects no defeasance

Appendix B

Debt Service as a Percent of General Revenues
(Assuming Defeasance of General Obligation Bonds Recommended in Capital Budget)

Fiscal Year	General Revenues(1)	Dedicated Gas Tax(2)	Adjusted General Revenues	Net Tax Supported Debt Service(3)	Debt Ratio
2002	2,553,765,112	123,050,000	2,676,815,112	167,607,525	6.26%
2003	2,705,428,107	125,725,000	2,831,153,107	130,759,983	4.62%
2004	2,755,869,698	128,042,100	2,883,911,798	158,147,330	5.48%
2005	2,820,125,168	129,962,732	2,950,087,900	165,402,109	5.61%
2006	2,888,188,161	131,262,359	3,019,450,520	173,267,341	5.74%
2007	2,969,509,380	133,106,332	3,102,615,712	179,105,994	5.77%

Debt Service as a Percent of General Revenues
(Assuming no defeasance)

Fiscal Year	General Revenues(1)	Dedicated Gas Tax(2)	Adjusted General Revenues	Net Tax Supported Debt Service	Debt Ratio
2002	2,553,765,112	123,050,000	2,676,815,112	167,607,525	6.26%
2003	2,705,428,107	125,725,000	2,831,153,107	174,672,750	6.17%
2004	2,755,869,698	128,042,100	2,883,911,798	197,579,197	6.85%
2005	2,820,125,168	129,962,732	2,950,087,900	204,161,377	6.92%
2006	2,888,188,161	131,262,359	3,019,450,520	211,095,293	6.99%
2007	2,969,509,380	133,106,332	3,102,615,712	212,242,806	6.84%

(1) Reflects recommended general revenues as contained in the Governor's budget and published forecasts of general revenues through FY 2007 as reflected in the five year forecast.

(2) Reflects estimated gas tax dedicated to transportation purposes as proposed in the Governor's FY2003 budget.

(3) Reflects debt service savings from defeasance of general obligation bonds shown in Appendix D.

Table of Contents - Appendix C – Debt Service Payable by Issuer

Outstanding Debt Service Payments for:

General Obligation Bonds	C-1
2000 Variable Rate Bonds	C-2
RI Refunding Bond Authority Loan	C-3
RI Refunding Bond Authority (formerly Public Buildings Authority)	C-4
Intake Service Center Certificates of Participation	C-5
Attorney General Certificates of Participation	C-6
Shepard’s Building Certificates of Participation	C-7
Narragansett Bay Commission	C-8
RI Refunding Bond Authority Loan – N.B.C.	C-9
Convention Center Authority	C-10
Center General Project Certificates of Participation	C-11
Pastore Center – Power Plant Certificates of Participation	C-12
Pastore Center – Telecommunications Certificates of Participation	C-13
Vehicles and Rolling Stock Certificates of Participation	C-14
E-911 Phase I Enhancement Certificates of Participation	C-15
Center General Facility Furniture Certificates of Participation	C-16
Board of Governor’s – PeopleSoft Equipment/Software	C-17
RI Economic Development Corporation – URI Power Plant	C-18
RI Economic Development Corporation – Collaborative Smithfield Corp.	C-19
McCoy Stadium	C-20
Summary – All Outstanding Debt Service Payments	C-21

Proposed Debt Service on Proposed Debt Issuance:

General Obligation Bonds	C-22
Reductions due to 2003 Defeasance of General Obligation Bonds	C-23
Travelers Aid	C-24
Neighborhood Opportunities Program	C-25
Master Lease for Vehicles	C-26
Garrahy Courthouse Garage	C-27
Kent County Courthouse	C-28
Juvenile Training School	C-29
Corrections Master Lease	C-30
Summary – All Outstanding and Projected Debt Service Payments (Excluding Performance Based Agreements)	C-31

Outstanding Debt Service Payments for Performance Based State Obligations

RI Economic Development Corporation – Fidelity	C-32
RI Economic Development Corporation – Fleet	C-33
Summary – All Outstanding and Projected Debt Service Payments (Including Performance Based Agreements)	C-34

Appendix C

Outstanding Debt Service Payments - General Obligation Bonds

Fiscal Year	Principal	Interest	Total Debt Service	Less: Offsets from escrow	Net Debt Service
2002	62,551,518	50,225,711	112,777,228	(262,595)	112,514,633
2003	68,617,471	49,298,906	117,916,377	-	117,916,377
2004	68,604,925	45,890,489	114,495,414	-	114,495,414
2005	68,541,126	41,811,213	110,352,339	-	110,352,339
2006	62,940,990	45,929,687	108,870,677	-	108,870,677
2007	57,743,296	39,423,977	97,167,273	-	97,167,273
2008	57,925,561	38,287,654	96,213,215	-	96,213,215
2009	55,897,434	35,335,416	91,232,850	-	91,232,850
2010	58,327,458	28,748,088	87,075,546	-	87,075,546
2011	55,390,000	19,667,562	75,057,562	-	75,057,562
2012	54,600,000	16,743,469	71,343,469	-	71,343,469
2013	54,495,000	13,822,035	68,317,035	-	68,317,035
2014	46,865,000	11,156,973	58,021,973	-	58,021,973
2015	41,825,000	8,805,740	50,630,740	-	50,630,740
2016	36,140,000	6,803,730	42,943,730	-	42,943,730
2017	34,090,000	4,949,906	39,039,906	-	39,039,906
2018	24,895,000	3,271,728	28,166,728	-	28,166,728
2019	22,740,000	2,014,687	24,754,687	-	24,754,687
2020	14,825,000	919,750	15,744,750	-	15,744,750
2021	10,870,000	271,750	11,141,750	-	11,141,750
2022	-	-	-	-	-
2023	-	-	-	-	-
2024	-	-	-	-	-
2025	-	-	-	-	-
2026	-	-	-	-	-
2027	-	-	-	-	-
	957,884,778	463,378,470	1,421,263,248	(262,595)	1,421,000,653

Includes \$135,400,000 issued July 2001.

Appendix C

Projected Debt Service on Outstanding 2000 Variable Rate General Obligation Bonds

Fiscal Year	Principal	Interest *	Total Projected Debt Service
2002	3,200,000	994,980	4,194,980
2003	200,000	979,350	1,179,350
2004	3,087,500	879,594	3,967,094
2005	2,187,500	800,443	2,987,943
2006	2,987,500	698,182	3,685,682
2007	8,687,500	410,516	9,098,016
2008	4,887,500	228,522	5,116,022
2009	2,087,500	147,405	2,234,905
2010	1,787,500	83,980	1,871,480
2011	2,252,500	6,480	2,258,980
2012	-	-	-
2013	-	-	-
2014	-	-	-
2015	-	-	-
2016	-	-	-
2017	-	-	-
2018	-	-	-
2019	-	-	-
2020	-	-	-
2021	-	-	-
2022	-	-	-
2023	-	-	-
2024	-	-	-
2025	-	-	-
2026	-	-	-
2027	-	-	-
	31,365,000	5,229,453	36,594,453

*Issued in July 2000 and assumes 3.5% interest rate.

Appendix C

Outstanding Debt Service Payments - RI Refunding Bond Authority Loan

Fiscal Year	Principal	Interest	Total Debt Service
2002	650,000	91,650	741,650
2003	650,000	46,150	696,150
2004	-	-	-
2005	-	-	-
2006	-	-	-
2007	-	-	-
2008	-	-	-
2009	-	-	-
2010	-	-	-
2011	-	-	-
2012	-	-	-
2013	-	-	-
2014	-	-	-
2015	-	-	-
2016	-	-	-
2017	-	-	-
2018	-	-	-
2019	-	-	-
2020	-	-	-
2021	-	-	-
2022	-	-	-
2023	-	-	-
2024	-	-	-
2025	-	-	-
2026	-	-	-
2027	-	-	-
	1,300,000	137,800	1,437,800

Appendix C

Outstanding Debt Service Payments - RI Refunding Bond Authority(formerly Public Building Authority)

Fiscal Year	Principal	Interest	Total Gross Debt Service	Less: Offsets to Lease	Net PBA Lease Payment
2002	13,615,000	7,451,071	21,066,071	(840,000)	20,226,071
2003	14,450,000	6,790,742	21,240,742	(840,000)	20,400,742
2004	14,915,000	6,072,372	20,987,372	(840,000)	20,147,372
2005	15,920,000	5,331,244	21,251,244	(840,000)	20,411,244
2006	16,725,000	4,528,204	21,253,204	(840,000)	20,413,204
2007	17,580,000	3,671,794	21,251,794	(840,000)	20,411,794
2008	18,310,000	2,766,280	21,076,280	(840,000)	20,236,280
2009	18,280,000	1,813,350	20,093,350	(840,000)	19,253,350
2010	16,260,000	853,650	17,113,650	(840,000)	16,273,650
2011	-	-	-	-	-
2012	-	-	-	-	-
2013	-	-	-	-	-
2014	-	-	-	-	-
2015	-	-	-	-	-
2016	-	-	-	-	-
2017	-	-	-	-	-
2018	-	-	-	-	-
2019	-	-	-	-	-
2020	-	-	-	-	-
2021	-	-	-	-	-
2022	-	-	-	-	-
2023	-	-	-	-	-
2024	-	-	-	-	-
2025	-	-	-	-	-
2026	-	-	-	-	-
2027	-	-	-	-	-
	146,055,000	39,278,707	185,333,707	(7,560,000)	177,773,707

Appendix C

Outstanding Debt Service Payments - Intake Service Center Certificates of Participation

Fiscal Year	Principal	Interest	Total Gross Debt Service	Less: Offsets to Lease	Net Lease Payment
2002	1,970,000	1,044,536	3,014,536	(69,800)	2,944,736
2003	2,060,000	950,816	3,010,816	(69,800)	2,941,016
2004	2,155,000	851,225	3,006,225	(69,800)	2,936,425
2005	2,260,000	744,956	3,004,956	(69,800)	2,935,156
2006	2,370,000	630,618	3,000,618	(69,800)	2,930,818
2007	2,495,000	496,518	2,991,518	(69,800)	2,921,718
2008	2,625,000	354,403	2,979,403	(69,800)	2,909,603
2009	2,760,000	216,413	2,976,413	(69,800)	2,906,613
2010	2,775,000	72,844	2,847,844	(1,587,200)	1,260,644
2011	-	-	-	-	-
2012	-	-	-	-	-
2013	-	-	-	-	-
2014	-	-	-	-	-
2015	-	-	-	-	-
2016	-	-	-	-	-
2017	-	-	-	-	-
2018	-	-	-	-	-
2019	-	-	-	-	-
2020	-	-	-	-	-
2021	-	-	-	-	-
2022	-	-	-	-	-
2023	-	-	-	-	-
2024	-	-	-	-	-
2025	-	-	-	-	-
2026	-	-	-	-	-
2027	-	-	-	-	-
	21,470,000	5,362,329	26,832,329	(2,145,603)	24,686,726

Appendix C

Outstanding Debt Service Payments - Attorney General Certificates of Participation

Fiscal Year	Principal	Interest	Total Debt Service	Less: Offsets to Lease	Total Net Lease Payment
2002	170,000	187,990	357,990	(8,261)	349,729
2003	180,000	180,113	360,113	(8,261)	351,852
2004	190,000	171,600	361,600	(8,261)	353,339
2005	200,000	162,433	362,433	(8,261)	354,172
2006	205,000	152,711	357,711	(8,261)	349,450
2007	220,000	142,295	362,295	(8,261)	354,034
2008	230,000	131,043	361,043	(8,261)	352,782
2009	240,000	119,055	359,055	(8,261)	350,794
2010	255,000	106,181	361,181	(8,261)	352,920
2011	270,000	92,333	362,333	(8,261)	354,072
2012	285,000	77,554	362,554	(8,261)	354,293
2013	300,000	61,830	361,830	(8,261)	353,569
2014	315,000	45,225	360,225	(8,261)	351,964
2015	330,000	27,810	357,810	(8,261)	349,549
2016	350,000	9,450	359,450	(179,725)	179,725
2017	-	-	-	-	-
2018	-	-	-	-	-
2019	-	-	-	-	-
2020	-	-	-	-	-
2021	-	-	-	-	-
2022	-	-	-	-	-
2023	-	-	-	-	-
2024	-	-	-	-	-
2025	-	-	-	-	-
2026	-	-	-	-	-
2027	-	-	-	-	-
	3,740,000	1,667,621	5,407,621	(295,379)	5,112,242

Appendix C

Outstanding Debt Service Payments - Shepard's Building - Certificates of Participation

Fiscal Year	Principal	Interest	Total Net Debt Service Payment
2002	1,395,000	1,501,970	2,896,970
2003	1,165,000	1,440,940	2,605,940
2004	1,245,000	1,388,514	2,633,514
2005	1,330,000	1,331,244	2,661,244
2006	1,425,000	1,268,736	2,693,736
2007	1,520,000	1,201,046	2,721,046
2008	1,620,000	1,128,086	2,748,086
2009	1,750,000	1,030,890	2,780,890
2010	1,865,000	943,388	2,808,388
2011	1,990,000	850,138	2,840,138
2012	2,120,000	748,150	2,868,150
2013	2,255,000	639,500	2,894,500
2014	2,400,000	526,750	2,926,750
2015	2,555,000	406,750	2,961,750
2016	2,710,000	279,000	2,989,000
2017	2,870,000	143,500	3,013,500
2018	-	-	-
2019	-	-	-
2020	-	-	-
2021	-	-	-
2022	-	-	-
2023	-	-	-
2024	-	-	-
2025	-	-	-
2026	-	-	-
2027	-	-	-
	30,215,000	14,828,602	45,043,602

Appendix C

Outstanding Debt Service Payments - Narragansett Bay Commission

Fiscal Year	Principal	Interest	Total Gross Debt Service	Less: User Fee Revenues	Net Debt Service Payment
2002	2,311,232	1,039,662	3,350,894	(3,350,894)	-
2003	2,256,898	911,095	3,167,993	(3,167,993)	-
2004	2,130,148	769,446	2,899,594	(2,899,594)	-
2005	2,125,740	646,266	2,772,006	(2,772,006)	-
2006	3,369,881	839,209	4,209,090	(4,209,090)	-
2007	3,531,834	618,121	4,149,955	(4,149,955)	-
2008	916,754	405,929	1,322,683	(1,322,683)	-
2009	550,704	79,439	630,143	(630,143)	-
2010	481,000	53,310	534,310	(534,310)	-
2011	245,000	34,707	279,707	(279,707)	-
2012	255,000	21,263	276,263	(276,263)	-
2013	285,000	7,125	292,125	(292,125)	-
2014	-	-	-	-	-
2015	-	-	-	-	-
2016	-	-	-	-	-
2017	-	-	-	-	-
2018	-	-	-	-	-
2019	-	-	-	-	-
2020	-	-	-	-	-
2021	-	-	-	-	-
2022	-	-	-	-	-
2023	-	-	-	-	-
2024	-	-	-	-	-
2025	-	-	-	-	-
2026	-	-	-	-	-
2027	-	-	-	-	-
	18,459,191	5,425,570	23,884,761	(23,884,761)	-

Appendix C

Outstanding Debt Service Payments - R.I. Refunding Bond Authority Loan - N.B.C.

Fiscal Year	Principal	Interest	Total Debt Service	Less: User Fee Revenues	Net Debt Service Payment
2002	15,000	2,115	17,115	(17,115)	-
2003	15,000	1,065	16,065	(16,065)	-
2004	-	-	-	-	-
2005	-	-	-	-	-
2006	-	-	-	-	-
2007	-	-	-	-	-
2008	-	-	-	-	-
2009	-	-	-	-	-
2010	-	-	-	-	-
2011	-	-	-	-	-
2012	-	-	-	-	-
2013	-	-	-	-	-
2014	-	-	-	-	-
2015	-	-	-	-	-
2016	-	-	-	-	-
2017	-	-	-	-	-
2018	-	-	-	-	-
2019	-	-	-	-	-
2020	-	-	-	-	-
2021	-	-	-	-	-
2022	-	-	-	-	-
2023	-	-	-	-	-
2024	-	-	-	-	-
2025	-	-	-	-	-
2026	-	-	-	-	-
2027	-	-	-	-	-
	30,000	3,180	33,180	(33,180)	-

Appendix C

Outstanding Debt Service Payments - Convention Center Authority

Fiscal Year	Principal	Interest	Total Net Debt Service Payment	Less: Other (Offsets) or Operating loss	Total Net Lease Payment
2002	5,800,000	13,364,740	19,164,740	(5,147,025)	14,017,715
2003	6,075,000	14,980,991	21,055,991	(5,327,774)	15,728,217
2004	7,685,000	14,689,851	22,374,851	(5,623,548)	16,751,303
2005	9,380,000	14,326,649	23,706,649	(5,623,548)	18,083,101
2006	9,825,000	13,887,211	23,712,211	(5,623,548)	18,088,663
2007	10,290,000	13,426,466	23,716,466	(5,623,548)	18,092,918
2008	10,775,000	12,943,493	23,718,493	(5,623,548)	18,094,945
2009	11,295,000	12,437,507	23,732,507	(5,623,548)	18,108,959
2010	11,830,000	11,906,920	23,736,920	(5,623,548)	18,113,372
2011	12,395,000	11,350,982	23,745,982	(5,623,548)	18,122,434
2012	13,005,000	10,746,709	23,751,709	(5,623,548)	18,128,161
2013	13,650,000	10,112,371	23,762,371	(5,623,548)	18,138,823
2014	14,325,000	9,446,197	23,771,197	(5,623,548)	18,147,649
2015	15,035,000	8,746,691	23,781,691	(5,623,548)	18,158,143
2016	15,775,000	8,012,015	23,787,015	(5,623,548)	18,163,467
2017	16,530,000	7,268,457	23,798,457	(5,623,548)	18,174,909
2018	17,325,000	6,489,032	23,814,032	(5,623,548)	18,190,484
2019	18,155,000	5,671,740	23,826,740	(5,623,548)	18,203,192
2020	19,015,000	4,814,939	23,829,939	(5,623,548)	18,206,391
2021	19,930,000	3,917,182	23,847,182	(5,623,548)	18,223,634
2022	20,885,000	2,975,827	23,860,827	(5,623,548)	18,237,279
2023	21,715,000	1,988,982	23,703,982	(15,852,009)	7,851,973
2024	5,770,000	962,950	6,732,950	(6,732,950)	-
2025	6,005,000	736,535	6,741,535	(6,741,535)	-
2026	6,255,000	500,899	6,755,899	(6,755,899)	-
2027	6,510,000	255,452	6,765,452	(6,765,452)	-
	325,235,000	215,960,790	541,195,790	(160,170,055)	381,025,735

Debt service reflects execution of refunding in November 2001, with over \$8.0 million savings spread over Fiscal Years 2002 through 2004.

Outyears through FY2023 reflect projected operating surplus/deficit presented in FY2001 budget.

Fiscal Year 2023 reflects debt service reserve funds for debt service.

Fiscal Years 2024 and thereafter reflect only offsets estimated to be required to fund lease payment.

Appendix C

Outstanding Debt Service Payments- Center General Project - Certificates of Participation

Fiscal Year	Principal	Interest	Total Projected Lease Payment	Less: Capitalized Interest & Debt Service Reserve	Net Lease Payment
2002	930,000	1,134,116	2,064,116	(98,537)	1,965,579
2003	970,000	1,089,931	2,059,931	(57,624)	2,002,307
2004	1,020,000	1,042,911	2,062,911	(57,624)	2,005,287
2005	1,070,000	992,605	2,062,605	(57,624)	2,004,981
2006	1,125,000	938,399	2,063,399	(57,624)	2,005,775
2007	1,180,000	880,184	2,060,184	(57,624)	2,002,560
2008	1,245,000	818,191	2,063,191	(57,624)	2,005,567
2009	1,310,000	751,900	2,061,900	(57,624)	2,004,276
2010	1,380,000	681,288	2,061,288	(57,624)	2,003,664
2011	1,455,000	606,869	2,061,869	(57,624)	2,004,245
2012	1,535,000	527,422	2,062,422	(57,624)	2,004,798
2013	1,620,000	442,631	2,062,631	(57,624)	2,005,007
2014	1,710,000	353,137	2,063,137	(57,624)	2,005,513
2015	1,805,000	258,672	2,063,672	(57,624)	2,006,048
2016	1,905,000	158,966	2,063,966	(57,624)	2,006,342
2017	2,005,000	53,884	2,058,884	(1,089,682)	969,202
2018	-	-	-	-	-
2019	-	-	-	-	-
2020	-	-	-	-	-
2021	-	-	-	-	-
2022	-	-	-	-	-
2023	-	-	-	-	-
2024	-	-	-	-	-
2025	-	-	-	-	-
2026	-	-	-	-	-
2027	-	-	-	-	-
	22,265,000	10,731,106	32,996,106	(1,994,955)	31,001,151

* A significant portion of the lease will be funded by the federal government.

Appendix C

Outstanding Debt Service Payments Pastore Center - Power Plant Certificates of Participation

Fiscal Year	Principal	Interest	Total Debt Service	Less: Offsets	Total Net Debt Service Payment
2002	865,000	1,389,337	2,254,337	-	2,254,337
2003	905,000	1,350,943	2,255,943	-	2,255,943
2004	945,000	1,310,474	2,255,474	-	2,255,474
2005	990,000	1,267,527	2,257,527	-	2,257,527
2006	1,035,000	1,221,706	2,256,706	-	2,256,706
2007	1,080,000	1,173,861	2,253,861	-	2,253,861
2008	1,130,000	1,123,570	2,253,570	-	2,253,570
2009	1,185,000	1,070,177	2,255,177	-	2,255,177
2010	1,245,000	1,010,871	2,255,871	-	2,255,871
2011	1,310,000	947,855	2,257,855	-	2,257,855
2012	1,370,000	883,862	2,253,862	-	2,253,862
2013	1,440,000	814,982	2,254,982	-	2,254,982
2014	1,515,000	741,108	2,256,108	-	2,256,108
2015	1,595,000	662,560	2,257,560	-	2,257,560
2016	1,680,000	576,737	2,256,737	-	2,256,737
2017	1,770,000	484,019	2,254,019	-	2,254,019
2018	1,870,000	386,194	2,256,194	-	2,256,194
2019	1,975,000	282,859	2,257,859	-	2,257,859
2020	2,080,000	173,881	2,253,881	-	2,253,881
2021	2,195,000	58,991	2,253,991	-	2,253,991
2022	-	-	-	-	-
2023	-	-	-	-	-
2024	-	-	-	-	-
2025	-	-	-	-	-
2026	-	-	-	-	-
2027	-	-	-	-	-
	28,180,000	16,931,514	45,111,514	-	45,111,514

Appendix C

Outstanding Debt Service Payments Pastore Center Telecommunications Certificates of Participation

Fiscal Year	Principal	Interest	Total Debt Service
2002	700,000	144,130	844,130
2003	700,000	108,850	808,850
2004	700,000	72,940	772,940
2005	700,000	36,610	736,610
2006	-	-	-
2007	-	-	-
2008	-	-	-
2009	-	-	-
2010	-	-	-
2011	-	-	-
2012	-	-	-
2013	-	-	-
2014	-	-	-
2015	-	-	-
2016	-	-	-
2017	-	-	-
2018	-	-	-
2019	-	-	-
2020	-	-	-
2021	-	-	-
2022	-	-	-
2023	-	-	-
2024	-	-	-
2025	-	-	-
2026	-	-	-
2027	-	-	-
	2,800,000	362,530	3,162,530

Appendix C

Outstanding Debt Service Payments Vehicles and Rolling Stock Certificates of Participation

Fiscal Year	Principal	Interest	Total Debt Service	Amounts Budgeted within Agencies	Projected Total Debt Service
2002	1,730,000	246,851	1,976,851	(1,976,851)	-
2003	1,730,000	180,029	1,910,029	(1,910,029)	-
2004	1,730,000	108,919	1,838,919	(1,838,919)	-
2005	675,000	35,303	710,303	(710,303)	-
2006	-	-	-	-	-
2007	-	-	-	-	-
2008	-	-	-	-	-
2009	-	-	-	-	-
2010	-	-	-	-	-
2011	-	-	-	-	-
2012	-	-	-	-	-
2013	-	-	-	-	-
2014	-	-	-	-	-
2015	-	-	-	-	-
2016	-	-	-	-	-
2017	-	-	-	-	-
2018	-	-	-	-	-
2019	-	-	-	-	-
2020	-	-	-	-	-
2021	-	-	-	-	-
2022	-	-	-	-	-
2023	-	-	-	-	-
2024	-	-	-	-	-
2025	-	-	-	-	-
2026	-	-	-	-	-
2027	-	-	-	-	1
	5,865,000	571,100	6,436,100	(6,436,099)	1

Appendix C

Outstanding Debt Service Payments E-911 Phase 1 Enhancement Certificates of Participation

Fiscal Year	Principal	Interest	Total Debt Service
2002	280,000	65,519	345,519
2003	280,000	49,158	329,158
2004	275,000	32,603	307,603
2005	275,000	16,345	291,345
2006	-	-	-
2007	-	-	-
2008	-	-	-
2009	-	-	-
2010	-	-	-
2011	-	-	-
2012	-	-	-
2013	-	-	-
2014	-	-	-
2015	-	-	-
2016	-	-	-
2017	-	-	-
2018	-	-	-
2019	-	-	-
2020	-	-	-
2021	-	-	-
2022	-	-	-
2023	-	-	-
2024	-	-	-
2025	-	-	-
2026	-	-	-
2027	-	-	-
	1,110,000	163,624	1,273,624

Appendix C

Outstanding Debt Service Payments Center General Facility Furniture Certificates of Participation

Fiscal Year	Principal	Interest	Total Debt Service
2002	310,000	63,829	373,829
2003	310,000	48,205	358,205
2004	310,000	32,302	342,302
2005	310,000	16,213	326,213
2006	-	-	-
2007	-	-	-
2008	-	-	-
2009	-	-	-
2010	-	-	-
2011	-	-	-
2012	-	-	-
2013	-	-	-
2014	-	-	-
2015	-	-	-
2016	-	-	-
2017	-	-	-
2018	-	-	-
2019	-	-	-
2020	-	-	-
2021	-	-	-
2022	-	-	-
2023	-	-	-
2024	-	-	-
2025	-	-	-
2026	-	-	-
2027	-	-	-
	1,240,000	160,549	1,400,549

Appendix C

Outstanding Debt Service Payments- Board Of Governors- People Soft Equipment/Software

Fiscal Year	Principal	Interest	Total Lease Payment
2002	935,570	275,637	1,211,207
2003	985,156	226,051	1,211,207
2004	1,037,369	173,838	1,211,207
2005	1,092,350	118,857	1,211,207
2006	1,150,244	60,963	1,211,207
2007	-	-	-
2008	-	-	-
2009	-	-	-
2010	-	-	-
2011	-	-	-
2012	-	-	-
2013	-	-	-
2014	-	-	-
2015	-	-	-
2016	-	-	-
2017	-	-	-
2018	-	-	-
2019	-	-	-
2020	-	-	-
2021	-	-	-
2022	-	-	-
2023	-	-	-
2024	-	-	-
2025	-	-	-
2026	-	-	-
2027	-	-	-
	5,200,689	855,346	6,056,035

Appendix C

Outstanding Debt Service Payments- Rhode Island Economic Development Corporation-URI Power Plant

Fiscal Year	Principal	Interest	Total Debt Service	Amounts Budgeted within University	Total Net Debt Service
2002	555,000	740,660	1,295,660	(1,295,660)	-
2003	575,000	720,125	1,295,125	(1,295,125)	-
2004	595,000	697,700	1,292,700	(1,292,700)	-
2005	620,000	673,900	1,293,900	(1,293,900)	-
2006	645,000	647,550	1,292,550	(1,292,550)	-
2007	675,000	620,138	1,295,138	(1,295,138)	-
2008	700,000	591,450	1,291,450	(1,291,450)	-
2009	735,000	560,650	1,295,650	(1,295,650)	-
2010	764,000	529,310	1,293,310	(1,293,310)	-
2011	800,000	493,885	1,293,885	(1,293,885)	-
2012	835,000	456,285	1,291,285	(1,291,285)	-
2013	875,000	416,205	1,291,205	(1,291,205)	-
2014	920,000	373,330	1,293,330	(1,293,330)	-
2015	965,000	328,250	1,293,250	(1,293,250)	-
2016	1,015,000	280,000	1,295,000	(1,295,000)	-
2017	1,065,000	229,250	1,294,250	(1,294,250)	-
2018	1,115,000	176,000	1,291,000	(1,291,000)	-
2019	1,175,000	120,250	1,295,250	(1,295,250)	-
2020	1,230,000	61,500	1,291,500	(1,291,500)	-
2021	-	-	-	-	-
2022	-	-	-	-	-
2023	-	-	-	-	-
2024	-	-	-	-	-
2025	-	-	-	-	-
2026	-	-	-	-	-
2027	-	-	-	-	-
	15,859,000	8,716,438	24,575,438	(24,575,438)	-

Appendix C

Outstanding Debt Service Payments RI Economic Development Corporation-Collaborative Smithfield Corp

Fiscal Year	Principal	Interest	Total Lease Payment	Less: Revenues Pledged	Total Net Lease Payment
2002	-	1,917,500	1,917,500	(1,917,500)	-
2003	-	1,917,500	1,917,500	(1,917,500)	-
2004	-	1,917,500	1,917,500	(1,917,500)	-
2005	458,178	1,917,500	2,375,678	(2,375,678)	-
2006	969,745	1,864,113	2,833,858	(2,833,858)	-
2007	1,045,550	1,788,308	2,833,858	(2,833,858)	-
2008	1,127,281	1,706,577	2,833,858	(2,833,858)	-
2009	1,215,402	1,618,456	2,833,858	(2,833,858)	-
2010	1,310,411	1,523,447	2,833,858	(2,833,858)	-
2011	1,412,847	1,421,011	2,833,858	(2,833,858)	-
2012	1,523,291	1,310,567	2,833,858	(2,833,858)	-
2013	1,642,367	1,191,491	2,833,858	(2,833,858)	-
2014	1,770,752	1,063,106	2,833,858	(2,833,858)	-
2015	1,909,174	924,683	2,833,857	(2,833,857)	-
2016	2,058,415	775,442	2,833,857	(2,833,857)	-
2017	2,219,324	614,533	2,833,857	(2,833,857)	-
2018	2,392,808	441,049	2,833,857	(2,833,857)	-
2019	2,579,857	254,000	2,833,857	(2,833,857)	-
2020	1,364,598	52,332	1,416,930	(1,416,930)	-
2021	-	-	-	-	-
2022	-	-	-	-	-
2023	-	-	-	-	-
2024	-	-	-	-	-
2025	-	-	-	-	-
2026	-	-	-	-	-
2027	-	-	-	-	-
	25,000,000	24,219,115	49,219,115	(49,219,115)	-

Appendix C

Outstanding (Variable Rate) Debt Service * McCoy Stadium Financing

Fiscal Year	Principal	Interest	Total Projected Debt Service
2002	805,000	321,388	1,126,388
2003	835,000	292,688	1,127,688
2004	865,000	262,938	1,127,938
2005	900,000	232,050	1,132,050
2006	935,000	199,938	1,134,938
2007	970,000	166,600	1,136,600
2008	1,010,000	131,950	1,141,950
2009	1,045,000	95,988	1,140,988
2010	1,090,000	58,625	1,148,625
2011	1,130,000	19,775	1,149,775
2012	-	-	-
2013	-	-	-
2014	-	-	-
2015	-	-	-
2016	-	-	-
2017	-	-	-
2018	-	-	-
2019	-	-	-
2020	-	-	-
2021	-	-	-
2022	-	-	-
2023	-	-	-
2024	-	-	-
2025	-	-	-
2026	-	-	-
2027	-	-	-
	9,585,000	1,781,938	11,366,938

*Assumes a rate of 3.5% on the bonds.

Appendix C

Summary - All Outstanding Debt Service Payments (Excluding Performance Based Agreements)

Fiscal Year	Principal	Interest	Total Gross Debt Service	Less: Capitalized Interest, Reserve Fund Deposit Self Supporting	Total Net Debt Service Payment
2002	98,788,320	82,203,391	180,991,711	(14,984,238)	166,007,473
2003	102,959,525	81,563,646	184,523,171	(14,610,171)	169,913,000
2004	107,489,942	76,365,215	183,855,156	(14,547,945)	169,307,211
2005	109,034,894	70,461,356	179,496,250	(13,751,120)	165,745,131
2006	105,708,360	72,867,226	178,575,586	(14,934,731)	163,640,855
2007	107,018,180	64,019,825	171,038,005	(14,878,185)	156,159,821
2008	102,502,096	60,617,148	163,119,244	(12,047,225)	151,072,019
2009	98,351,040	55,276,646	153,627,686	(11,358,884)	142,268,802
2010	99,370,369	46,571,902	145,942,270	(12,778,111)	133,164,160
2011	78,650,347	35,491,596	114,141,943	(10,096,883)	104,045,060
2012	75,528,291	31,515,281	107,043,572	(10,090,839)	96,952,733
2013	76,562,367	27,508,170	104,070,537	(10,106,621)	93,963,916
2014	69,820,752	23,705,826	93,526,578	(9,816,621)	83,709,957
2015	66,019,174	20,161,156	86,180,330	(9,816,540)	76,363,790
2016	61,633,415	16,895,341	78,528,756	(9,989,754)	68,539,002
2017	60,549,324	13,743,549	74,292,873	(10,841,337)	63,451,536
2018	47,597,808	10,764,003	58,361,811	(9,748,405)	48,613,406
2019	46,624,857	8,343,536	54,968,393	(9,752,655)	45,215,738
2020	38,514,598	6,022,402	44,537,000	(8,331,978)	36,205,022
2021	32,995,000	4,247,923	37,242,923	(5,623,548)	31,619,375
2022	20,885,000	2,975,827	23,860,827	(5,623,548)	18,237,279
2023	21,715,000	1,988,982	23,703,982	(15,852,009)	7,851,973
2024	5,770,000	962,950	6,732,950	(6,732,950)	-
2025	6,005,000	736,535	6,741,535	(6,741,535)	-
2026	6,255,000	500,899	6,755,899	(6,755,899)	-
2027	6,510,000	255,452	6,765,452	(6,765,451)	1
	1,652,858,658	815,765,781	2,468,624,440	(276,577,181)	2,192,047,259

(1) Reflects amounts payable on net tax supported debt, including master lease payments which are budgeted within the individual agencies rather than the debt service program within the Department of Administration. Excludes performance based obligations which are shown on subsequent schedules.

Appendix C

Projected Debt Service on Proposed Debt Issuance General Obligation Bonds

Fiscal Year	Principal	Interest *	Projected Debt Service
2002	-	-	-
2003	-	2,625,000	2,625,000
2004	3,440,734	7,560,000	11,000,734
2005	7,105,117	11,035,167	18,140,284
2006	9,833,361	13,865,437	23,698,798
2007	12,684,376	16,572,935	29,257,312
2008	15,663,687	19,152,139	34,815,826
2009	18,777,067	21,597,273	40,374,340
2010	22,030,549	23,902,305	45,932,854
2011	25,430,438	26,060,930	51,491,368
2012	28,983,322	28,066,560	57,049,882
2013	32,696,086	29,912,311	62,608,396
2014	36,575,924	31,590,987	68,166,910
2015	40,630,354	33,095,070	73,725,425
2016	44,867,234	34,416,704	79,283,939
2017	49,294,774	35,547,679	84,842,453
2018	53,921,553	36,479,414	90,400,967
2019	58,756,537	37,202,944	95,959,481
2020	63,809,095	37,708,900	101,517,995
2021	69,089,019	37,987,491	107,076,509
2022	74,606,539	38,028,485	112,635,023
2023	72,431,612	37,821,190	110,252,803
2024	70,000,000	37,711,768	107,711,768
2025	70,000,000	37,711,768	107,711,768
2026	70,000,000	37,711,768	107,711,768
2027	70,000,000	37,711,768	107,711,768
	1,020,627,380	711,075,990	1,731,703,370

* Assumes 4.5% interest rate.

Appendix C

Projected Debt Service Reductions Due to 2003 Defeasance of General Obligation Bonds from Tobacco Securitization Proceeds

Fiscal Year	Principal	Interest	Total Projected Debt Service
2002	-	-	-
2003	(34,076,000)	(9,836,768)	(43,912,768)
2004	(30,808,000)	(8,623,868)	(39,431,868)
2005	(31,398,000)	(7,361,268)	(38,759,268)
2006	(31,719,000)	(6,108,953)	(37,827,953)
2007	(28,165,000)	(4,971,813)	(33,136,813)
2008	(36,666,000)	(3,895,625)	(40,561,625)
2009	(32,142,000)	(2,679,494)	(34,821,494)
2010	(27,261,000)	(1,888,131)	(29,149,131)
2011	(19,000,000)	(1,081,750)	(20,081,750)
2012	(6,855,000)	(171,375)	(7,026,375)
2013	-	-	-
2014	-	-	-
2015	-	-	-
2016	-	-	-
2017	-	-	-
2018	-	-	-
2019	-	-	-
2020	-	-	-
2021	-	-	-
2022	-	-	-
2023	-	-	-
2024	-	-	-
2025	-	-	-
2026	-	-	-
2027	-	-	-
	(278,090,000)	(46,619,043)	(324,709,043)

Assumes defeasance prior to July 15, 2002 of \$278,090,000 of uncalled general obligation bond using proceeds from the securitization of Tobacco Master Settlement revenues.

Appendix C

Projected Debt Service on Proposed Debt Issuance Travelers Aid Relocation Project

Fiscal Year	Principal	Interest *	Total Projected Debt Service	Estimated Offsets	Projected Total Debt Service
2002	-	-	-	-	-
2003	-	144,000	144,000	(14,250)	129,750
2004	275,000	144,000	419,000	(13,924)	405,076
2005	280,000	130,250	410,250	(13,924)	396,326
2006	290,000	116,250	406,250	(13,924)	392,326
2007	305,000	101,750	406,750	(13,924)	392,826
2008	315,000	86,500	401,500	(13,924)	387,576
2009	330,000	70,750	400,750	(13,924)	386,826
2010	345,000	54,250	399,250	(13,924)	385,326
2011	360,000	37,000	397,000	(13,924)	383,076
2012	380,000	19,000	399,000	(246,924)	152,076
2013	-	-	-	-	-
2014	-	-	-	-	-
2015	-	-	-	-	-
2016	-	-	-	-	-
2017	-	-	-	-	-
2018	-	-	-	-	-
2019	-	-	-	-	-
2020	-	-	-	-	-
2021	-	-	-	-	-
2022	-	-	-	-	-
2023	-	-	-	-	-
2024	-	-	-	-	-
2025	-	-	-	-	-
2026	-	-	-	-	-
2027	-	-	-	-	-
	2,880,000	903,750	3,783,750	(372,566)	3,411,184

* Assumes \$2,880,000 issuance in FY2002 for net proceeds of \$2,500,000 in FY2002.
Interest assumed at 5.0%.

Appendix C

Projected Debt Service on Proposed Debt Issuance Neighborhood Opportuntites Housing Program

Fiscal Year	Principal	Interest *	Total Projected Debt Service	Estimated Offsets	Total Projected Debt Service
2002	-	-	-	-	-
2003	-	627,480	627,480	(302,480)	325,000
2004	800,000	941,220	1,741,220	(181,323)	1,559,897
2005	1,280,000	1,211,760	2,491,760	(196,365)	2,295,396
2006	1,800,000	1,456,380	3,256,380	(211,406)	3,044,974
2007	2,360,000	1,359,180	3,719,180	(75,208)	3,643,973
2008	2,560,000	1,231,740	3,791,740	(75,208)	3,716,533
2009	2,760,000	1,093,500	3,853,500	(75,208)	3,778,293
2010	2,960,000	944,460	3,904,460	(75,208)	3,829,253
2011	3,160,000	784,620	3,944,620	(75,208)	3,869,413
2012	3,360,000	613,980	3,973,980	(75,208)	3,898,773
2013	3,580,000	432,540	4,012,540	(1,237,812)	2,774,729
2014	2,170,000	239,220	2,409,220	(626,427)	1,782,794
2015	1,490,000	122,040	1,612,040	(611,385)	1,000,655
2016	770,000	41,580	811,580	(596,344)	215,237
2017	-	-	-	-	-
2018	-	-	-	-	-
2019	-	-	-	-	-
2020	-	-	-	-	-
2021	-	-	-	-	-
2022	-	-	-	-	-
2023	-	-	-	-	-
2024	-	-	-	-	-
2025	-	-	-	-	-
2026	-	-	-	-	-
2027	-	-	-	-	-
2028	-	-	-	-	-
	29,050,000	11,099,700	40,149,700	(4,414,785)	35,734,915

* Assumes \$11,620,000 issuance in FY2002 for net proceeds of \$5,000,000 in each of FY2002 and FY2003. Interest assumed at 5.4%. Continued funding provided from net proceeds of \$5,000,000 in FY2004, FY2005, and FY2006. Interest assumed at 5.4%.

Appendix C

Projected Debt Service on Proposed Debt Issuance Master Lease for Vehicles and DOT Trucks

Fiscal Year	Principal	Interest *	Total		Total Debt Service
			Projected Debt Service	Amounts Budgeted within Agencies	
2002	-	-	-	-	-
2003	882,911	156,000	1,038,911	(1,038,911)	-
2004	918,228	120,684	1,038,911	(1,038,911)	-
2005	954,957	83,954	1,038,911	(1,038,911)	-
2006	560,737	45,756	606,493	(606,493)	-
2007	583,167	23,327	606,493	(606,493)	-
2008	-	-	-	-	-
2009	-	-	-	-	-
2010	-	-	-	-	-
2011	-	-	-	-	-
2012	-	-	-	-	-
2013	-	-	-	-	-
2014	-	-	-	-	-
2015	-	-	-	-	-
2016	-	-	-	-	-
2017	-	-	-	-	-
2018	-	-	-	-	-
2019	-	-	-	-	-
2020	-	-	-	-	-
2021	-	-	-	-	-
2022	-	-	-	-	-
2023	-	-	-	-	-
2024	-	-	-	-	-
2025	-	-	-	-	-
2026	-	-	-	-	-
2027	-	-	-	-	-
	3,900,000	429,721	4,329,721	(4,329,721)	-

* Assumes 4.0% interest rate.

Appendix C

Projected Debt Service on Proposed Debt Issuance Garrahy Courthouse Parking Garage

Fiscal Year	Principal	Interest *	Total		Total Debt Service
			Projected Debt Service	Debt Service Reserve Fund	
2002	-	-	-	-	-
2003	-	-	-	-	-
2004	401,295	1,050,000	1,451,295	(72,565)	1,378,730
2005	429,386	1,021,909	1,451,295	(72,565)	1,378,730
2006	459,443	991,852	1,451,295	(72,565)	1,378,730
2007	491,604	959,691	1,451,295	(72,565)	1,378,730
2008	526,016	925,279	1,451,295	(72,565)	1,378,730
2009	562,837	888,458	1,451,295	(72,565)	1,378,730
2010	602,236	849,059	1,451,295	(72,565)	1,378,730
2011	644,392	806,903	1,451,295	(72,565)	1,378,730
2012	689,500	761,795	1,451,295	(72,565)	1,378,730
2013	737,765	713,530	1,451,295	(72,565)	1,378,730
2014	789,408	661,887	1,451,295	(72,565)	1,378,730
2015	844,667	606,628	1,451,295	(72,565)	1,378,730
2016	903,794	547,501	1,451,295	(72,565)	1,378,730
2017	967,059	484,236	1,451,295	(72,565)	1,378,730
2018	1,034,753	416,542	1,451,295	(72,565)	1,378,730
2019	1,107,186	344,109	1,451,295	(72,565)	1,378,730
2020	1,184,689	266,606	1,451,295	(72,565)	1,378,730
2021	1,267,617	183,678	1,451,295	(72,565)	1,378,730
2022	1,356,351	94,945	1,451,295	(1,451,295)	-
2023	-	-	-	-	-
2024	-	-	-	-	-
2025	-	-	-	-	-
2026	-	-	-	-	-
2027	-	-	-	-	-
	15,000,000	12,574,609	27,574,609	(2,757,461)	24,817,149

* Assumes 7.0% interest rate(estimated taxable rate due to potential private activity)

Appendix C

Projected Debt Service on Proposed Debt Issuance Kent Count Courthouse

Fiscal Year	Principal	Interest *	Total Projected Debt Service
2002	-	-	-
2003	-	-	-
2004	1,782,645	2,331,450	4,114,095
2005	1,862,864	2,251,231	4,114,095
2006	1,946,692	2,167,402	4,114,095
2007	2,034,294	2,079,801	4,114,095
2008	2,125,837	1,988,258	4,114,095
2009	2,221,499	1,892,595	4,114,095
2010	2,321,467	1,792,628	4,114,095
2011	2,425,933	1,688,162	4,114,095
2012	2,535,100	1,578,995	4,114,095
2013	2,649,179	1,464,915	4,114,095
2014	2,768,392	1,345,702	4,114,095
2015	2,892,970	1,221,124	4,114,095
2016	3,023,154	1,090,941	4,114,095
2017	3,159,196	954,899	4,114,095
2018	3,301,359	812,735	4,114,095
2019	3,449,921	664,174	4,114,095
2020	3,605,167	508,927	4,114,095
2021	3,767,400	346,695	4,114,095
2022	3,936,933	177,162	4,114,095
2023	-	-	-
2024	-	-	-
2025	-	-	-
2026	-	-	-
2027	-	-	-
	51,810,000	26,357,796	78,167,796

* Assumes 4.5% interest rate.

Appendix C

Projected Debt Service on Proposed Debt Issuance Juvenile Training School

Fiscal Year	Principal	Interest *	Total Projected Debt Service
2002	-	-	-
2003	-	-	-
2004	1,988,745	2,601,000	4,589,745
2005	2,078,238	2,511,506	4,589,745
2006	2,171,759	2,417,986	4,589,745
2007	2,269,488	2,320,257	4,589,745
2008	2,371,615	2,218,130	4,589,745
2009	2,478,337	2,111,407	4,589,745
2010	2,589,863	1,999,882	4,589,745
2011	2,706,406	1,883,338	4,589,745
2012	2,828,195	1,761,550	4,589,745
2013	2,955,464	1,634,281	4,589,745
2014	3,088,459	1,501,285	4,589,745
2015	3,227,440	1,362,304	4,589,745
2016	3,372,675	1,217,070	4,589,745
2017	3,524,445	1,065,299	4,589,745
2018	3,683,045	906,699	4,589,745
2019	3,848,782	740,962	4,589,745
2020	4,021,978	567,767	4,589,745
2021	4,202,967	386,778	4,589,745
2022	4,392,100	197,645	4,589,745
2023	-	-	-
2024	-	-	-
2025	-	-	-
2026	-	-	-
2027	-	-	-
	57,800,000	29,405,146	87,205,146

* Assumes 4.5% interest rate.

Appendix C

Projected Debt Service on Proposed Debt Issuance Corrections Master Plan Certificates of Participation

Fiscal Year	Principal	Interest *	Projected Debt Service
2002	-	-	-
2003	-	-	-
2004	860,184	1,875,000	2,735,184
2005	1,759,075	2,961,292	4,720,367
2006	2,698,417	4,757,133	7,455,551
2007	4,540,213	5,385,705	9,925,918
2008	4,744,523	5,181,395	9,925,918
2009	4,958,027	4,967,891	9,925,918
2010	5,181,138	4,744,780	9,925,918
2011	5,414,289	4,511,629	9,925,918
2012	5,657,932	4,267,986	9,925,918
2013	5,912,539	4,013,379	9,925,918
2014	6,178,603	3,747,315	9,925,918
2015	6,456,640	3,469,278	9,925,918
2016	6,747,189	3,178,729	9,925,918
2017	7,050,813	2,875,105	9,925,918
2018	7,368,099	2,557,819	9,925,918
2019	7,699,664	2,226,254	9,925,918
2020	8,046,149	1,879,769	9,925,918
2021	8,408,225	1,517,693	9,925,918
2022	8,786,595	1,139,323	9,925,918
2023	7,196,809	743,926	7,940,734
2024	5,535,481	420,069	5,955,551
2025	3,799,394	170,973	3,970,367
2026	-	-	-
2027	-	-	-
2028	-	-	-
	125,000,000	66,592,443	191,592,443

* Assumes issuance of \$25,000,000 annually from FY2003-FY2005, and \$50,000,000 in FY2006.
Interest assumed at 4.5%

Appendix C

Summary - All Outstanding and Projected Debt Service Payments (Excluding Performance Based Agreements)

Fiscal Year	Principal	Interest	Total Gross Debt Service	Less: Offsets & Self Supporting	Net Debt Service Payable(1)
2002	98,788,320	82,203,391	180,991,711	(14,984,238)	166,007,473
2003	103,842,437	85,116,126	188,958,563	(15,965,813)	172,992,750
2004	83,880,772	83,151,801	167,032,572	(15,854,669)	151,177,904
2005	93,976,531	83,044,558	177,021,089	(15,072,884)	161,948,205
2006	94,070,769	91,324,155	185,394,924	(15,839,119)	169,555,805
2007	100,567,322	86,713,518	187,280,840	(15,646,374)	171,634,466
2008	102,643,774	86,428,775	189,072,549	(12,208,921)	176,863,629
2009	93,772,808	84,002,895	177,775,703	(11,520,580)	166,255,123
2010	103,258,621	78,179,772	181,438,393	(12,939,807)	168,498,586
2011	91,530,806	69,376,046	160,906,852	(10,258,579)	150,648,273
2012	100,962,340	67,503,397	168,465,737	(10,485,535)	157,980,201
2013	118,238,399	65,507,751	183,746,151	(11,416,997)	172,329,154
2014	121,391,539	62,792,222	184,183,761	(10,515,612)	173,668,149
2015	121,561,246	60,037,601	181,598,847	(10,500,490)	171,098,357
2016	121,317,461	57,387,866	178,705,327	(10,658,662)	168,046,665
2017	124,545,611	54,670,767	179,216,378	(10,913,902)	168,302,476
2018	116,906,618	51,937,212	168,843,830	(9,820,970)	159,022,861
2019	121,486,947	49,521,979	171,008,926	(9,825,220)	161,183,706
2020	119,181,676	46,954,372	166,136,047	(8,404,543)	157,731,505
2021	119,730,227	44,670,257	164,400,484	(5,696,113)	158,704,372
2022	113,963,517	42,613,385	156,576,903	(7,074,843)	149,502,059
2023	101,343,421	40,554,098	141,897,519	(15,852,009)	126,045,510
2024	81,305,481	39,094,787	120,400,268	(6,732,950)	113,667,319
2025	79,804,394	38,619,275	118,423,670	(6,741,535)	111,682,135
2026	76,255,000	38,212,667	114,467,667	(6,755,899)	107,711,768
2027	76,510,000	37,967,220	114,477,220	(6,765,452)	107,711,769
	2,680,836,038	1,627,585,893	4,308,421,931	(288,451,714)	4,019,970,218

(1) Reflects amounts payable on net tax supported debt, including master lease payments which are budgeted within the individual agencies rather than the debt service program within the Department of Administration. Excludes performance based obligations which are shown on subsequent schedules.

Appendix C

Outstanding Debt Service Payments Performance Based State Obligation* RI Economic Development Corporation-Fidelity

Fiscal Year	Principal	Interest	Total Lease Payment	Less: Revenues Pledged*	Total Net Lease Payment
2002	501,438	1,987,088	2,488,526	(888,474)	1,600,052
2003	543,816	1,944,710	2,488,526	(808,526)	1,680,000
2004	584,606	1,903,920	2,488,526	-	2,488,526
2005	639,183	1,849,343	2,488,526	-	2,488,526
2006	693,202	1,795,324	2,488,526	-	2,488,526
2007	751,787	1,736,739	2,488,526	-	2,488,526
2008	810,785	1,677,741	2,488,526	-	2,488,526
2009	883,848	1,604,678	2,488,526	-	2,488,526
2010	958,545	1,529,981	2,488,526	-	2,488,526
2011	1,039,555	1,448,971	2,488,526	-	2,488,526
2012	1,123,745	1,364,781	2,488,526	-	2,488,526
2013	1,222,384	1,266,142	2,488,526	-	2,488,526
2014	1,325,691	1,162,835	2,488,526	-	2,488,526
2015	1,437,730	1,050,796	2,488,526	-	2,488,526
2016	1,556,779	931,747	2,488,526	-	2,488,526
2017	1,690,808	797,717	2,488,525	-	2,488,525
2018	1,833,705	654,820	2,488,525	-	2,488,525
2019	1,988,678	499,847	2,488,525	-	2,488,525
2020	2,155,961	332,565	2,488,526	-	2,488,526
2021	2,374,248	149,568	2,523,816	-	2,523,816
2022	-	-	-	-	-
2023	-	-	-	-	-
2024	-	-	-	-	-
2025	-	-	-	-	-
2026	-	-	-	-	-
2027	-	-	-	-	-
	24,116,494	25,689,313	49,805,807	(1,697,000)	48,108,807

* Assumes that job rent credits are increased in FY2004 as a result of job creation made possible by the completion of a second Fidelity site in Smithfield. Assumes maximum credits allowed are earned in FY 2004.

Appendix C

Outstanding Debt Service Payments Performance Based State Obligation* RI Economic Development Corporation-Fleet

Fiscal Year	Principal	Interest	Total Debt Service Payment	Less: Revenues Pledged*	Total Net State Payment
2002	140,000	807,040	947,040	(947,040)	-
2003	150,000	796,296	946,296	(946,296)	-
2004	160,000	784,590	944,590	(944,590)	-
2005	175,000	772,225	947,225	(654,446)	292,779
2006	185,000	758,717	943,717	(652,023)	291,694
2007	200,000	744,258	944,258	(652,396)	291,862
2008	215,000	728,847	943,847	(652,112)	291,735
2009	235,000	712,107	947,107	(654,365)	292,742
2010	255,000	693,842	948,842	(655,564)	293,278
2011	270,000	674,246	944,246	(652,388)	291,858
2012	295,000	653,129	948,129	(655,071)	293,058
2013	315,000	630,298	945,298	(653,115)	292,183
2014	335,000	605,946	940,946	(650,108)	290,838
2015	365,000	579,883	944,883	(652,828)	292,055
2016	395,000	551,535	946,535	(653,970)	292,565
2017	425,000	520,905	945,905	(653,534)	292,371
2018	455,000	487,991	942,991	(651,521)	291,470
2019	490,000	452,796	942,796	(651,386)	291,410
2020	530,000	414,745	944,745	(652,733)	292,012
2021	570,000	373,651	943,651	(651,977)	291,674
2022	615,000	329,513	944,513	(652,573)	291,940
2023	660,000	281,760	941,760	(650,671)	291,089
2024	715,000	228,583	943,583	(651,930)	291,653
2025	770,000	175,808	945,808	(653,467)	292,341
2026	825,000	116,482	941,482	(650,478)	291,004
2027	895,000	51,368	946,368	(653,854)	292,514
	10,640,000	13,926,561	24,566,561	(17,850,437)	6,716,124

* Assumes all requirements are met to earn 100 job rent credits by September 1, 2004, resulting in payment in FY 2005 of a state obligation which is \$1,000 per FTE in excess of the first 1,000 new FTE's employed, up to a maximum credit equal to approximately 31% of the total debt service on the bonds. Of the \$11 million of bonds issued, the State's obligation to pay job rent credits relates only to \$3.4 million, or 31%.

Appendix C

Summary - All Outstanding and Projected Debt Service Payments (Including Performance Based Agreements)

Fiscal Year	Principal	Interest	Total Gross Debt Service	Less: Offsets & Self Supporting	Net Debt Service Payable
2002	99,429,758	84,997,519	184,427,277	(16,819,752)	167,607,525
2003	70,460,253	78,020,364	148,480,617	(17,720,635)	130,759,983
2004	87,893,378	87,053,211	174,946,588	(16,799,259)	158,147,330
2005	94,200,714	86,928,726	181,129,440	(15,727,331)	165,402,109
2006	94,627,971	95,130,511	189,758,482	(16,491,142)	173,267,341
2007	105,073,109	90,331,655	195,404,764	(16,298,770)	179,105,994
2008	95,168,559	89,911,551	185,080,110	(12,861,033)	172,219,077
2009	99,415,656	87,535,811	186,951,467	(12,174,945)	174,776,522
2010	109,353,166	81,194,957	190,548,123	(13,595,370)	176,952,753
2011	101,101,361	72,305,644	173,407,005	(10,910,967)	162,496,039
2012	114,526,085	70,431,682	184,957,767	(11,140,606)	173,817,160
2013	126,630,783	67,575,566	194,206,350	(12,070,112)	182,136,238
2014	123,052,230	64,561,003	187,613,233	(11,165,720)	176,447,513
2015	123,363,976	61,668,280	185,032,256	(11,153,318)	173,878,938
2016	123,269,240	58,871,148	182,140,388	(11,312,632)	170,827,756
2017	126,661,419	55,989,389	182,650,808	(11,567,436)	171,083,372
2018	119,195,323	53,080,023	172,275,346	(10,472,491)	161,802,855
2019	123,965,625	50,474,622	174,440,247	(10,476,606)	163,963,641
2020	121,867,637	47,701,682	169,569,318	(9,057,276)	160,512,043
2021	122,674,475	45,193,476	167,867,951	(6,348,090)	161,519,862
2022	114,578,517	42,942,898	157,521,416	(7,727,416)	149,794,000
2023	102,003,421	40,835,858	142,839,279	(16,502,680)	126,336,599
2024	82,020,481	39,323,370	121,343,851	(7,384,880)	113,958,972
2025	80,574,394	38,795,083	119,369,478	(7,395,002)	111,974,476
2026	77,080,000	38,329,149	115,409,149	(7,406,377)	108,002,771
2027	77,405,000	38,018,588	115,423,588	(7,419,307)	108,004,283
	2,715,592,532	1,667,201,767	4,382,794,299	(307,999,151)	4,074,795,149

(1) Reflects amounts payable on net tax supported debt, excluding master lease payments which are budgeted within the individual agencies rather than the debt service program within the Department of Administration.

Appendix D

Projected Debt Service Reductions Due to 2003 Defeasance of General Obligation Bonds from Tobacco Securitization Proceeds

Fiscal Year	Principal	Interest	Total Projected Debt Service
2002	-	-	-
2003	(34,076,000)	(9,836,768)	(43,912,768)
2004	(30,808,000)	(8,623,868)	(39,431,868)
2005	(31,398,000)	(7,361,268)	(38,759,268)
2006	(31,719,000)	(6,108,953)	(37,827,953)
2007	(28,165,000)	(4,971,813)	(33,136,813)
2008	(36,666,000)	(3,895,625)	(40,561,625)
2009	(32,142,000)	(2,679,494)	(34,821,494)
2010	(27,261,000)	(1,888,131)	(29,149,131)
2011	(19,000,000)	(1,081,750)	(20,081,750)
2012	(6,855,000)	(171,375)	(7,026,375)
2013	-	-	-
2014	-	-	-
2015	-	-	-
2016	-	-	-
2017	-	-	-
2018	-	-	-
2019	-	-	-
2020	-	-	-
2021	-	-	-
2022	-	-	-
2023	-	-	-
2024	-	-	-
2025	-	-	-
2026	-	-	-
2027	-	-	-
	(278,090,000)	(46,619,043)	(324,709,043)

Assumes defeasance prior to July 15, 2002 of \$278,090,000 of uncalled general obligation bond using proceeds from the securitization of Tobacco Master Settlement revenues.

Appendix D

Defeasance of General Obligation Bonds from Tobacco Securitization Proceeds Summary of Candidates

Series	Maturity Date	Interest Rate(1)	Par Amount	Call Date	Call Price
1989A2	6/15/03	7.334%	5,189,000	N.C.	N.A.
1989A2	6/15/04	7.375%	5,990,000	N.C.	N.A.
1989A2	6/15/05	7.367%	2,761,000	N.C.	N.A.
1989A2	6/15/06	7.411%	4,580,000	N.C.	N.A.
1989A2	6/15/07	7.404%	3,096,000	N.C.	N.A.
1989A2	6/15/08	7.399%	3,374,000	N.C.	N.A.
1989A2	6/15/09	7.394%	8,130,000	N.C.	N.A.
1990A2	10/15/02	7.057%	2,522,000	N.C.	N.A.
1990A2	10/15/03	7.095%	1,493,000	N.C.	N.A.
1990A2	10/15/04	7.135%	3,957,000	N.C.	N.A.
1990A2	10/15/05	7.176%	4,434,000	N.C.	N.A.
1990A2	10/15/06	7.168%	2,859,000	N.C.	N.A.
1990A2	10/15/07	7.211%	6,492,000	N.C.	N.A.
1990A2	10/15/08	7.205%	5,192,000	N.C.	N.A.
1990A2	10/15/09	7.200%	8,611,000	N.C.	N.A.
1993A	11/1/02	4.500%	4,315,000	N.C.	N.A.
1994A	7/15/02	5.000%	2,850,000	N.C.	N.A.
1994A	7/15/03	7.000%	3,020,000	N.C.	N.A.
1994A	7/15/04	7.000%	3,200,000	N.C.	N.A.
1995A	8/1/02	6.250%	1,440,000	N.C.	N.A.
1995A	8/1/03	6.250%	1,525,000	N.C.	N.A.
1995A	8/1/04	6.250%	1,615,000	N.C.	N.A.
1995A	8/1/05	5.100%	1,705,000	N.C.	N.A.
1996A	8/1/02	5.000%	2,330,000	N.C.	N.A.
1996A	8/1/03	5.000%	2,460,000	N.C.	N.A.
1996A	8/1/04	6.000%	2,595,000	N.C.	N.A.
1996A	8/1/05	6.000%	2,740,000	N.C.	N.A.
1996A	8/1/06	6.000%	2,890,000	N.C.	N.A.
1997A	8/1/02	5.500%	2,670,000	N.C.	N.A.
1997A	8/1/03	5.500%	2,865,000	N.C.	N.A.
1997A	8/1/04	5.500%	3,075,000	N.C.	N.A.
1997A	8/1/05	5.000%	3,295,000	N.C.	N.A.
1997A	8/1/06	5.000%	3,530,000	N.C.	N.A.
1997A	8/1/07	6.000%	3,775,000	N.C.	N.A.
1998AN	9/1/02	4.250%	3,650,000	N.C.	N.A.
1998AN	9/1/03	4.250%	3,865,000	N.C.	N.A.
1998AN	9/1/04	4.250%	4,090,000	N.C.	N.A.
1998AN	9/1/05	5.000%	4,335,000	N.C.	N.A.
1998AN	9/1/06	5.250%	4,595,000	N.C.	N.A.
1998AN	9/1/07	4.500%	4,865,000	N.C.	N.A.

(1) Coupon rate except for 1989A and 1990A which reflects yield to maturity.

Appendix D

Defeasance of General Obligation Bonds from Tobacco Securitization Proceeds Summary of Candidates

Series	Maturity Date	Interest Rate(1)	Par Amount	Call Date	Call Price
1998AN	9/1/08	4.500%	5,160,000	N.C.	N.A.
1999A	9/1/02	5.000%	2,800,000	N.C.	N.A.
1999A	9/1/03	5.000%	2,940,000	N.C.	N.A.
1999A	9/1/04	5.000%	3,095,000	N.C.	N.A.
1999A	9/1/05	5.000%	3,240,000	N.C.	N.A.
1999A	9/1/06	5.000%	3,405,000	N.C.	N.A.
1999A	9/1/07	5.000%	3,585,000	N.C.	N.A.
1999A	9/1/08	5.250%	3,755,000	N.C.	N.A.
1999A	9/1/09	5.250%	3,945,000	N.C.	N.A.
2000A	7/15/02	5.500%	1,990,000	N.C.	N.A.
2000A	7/15/03	5.250%	2,100,000	N.C.	N.A.
2000A	7/15/04	5.250%	2,225,000	N.C.	N.A.
2000A	7/15/05	5.250%	2,350,000	N.C.	N.A.
2000A	7/15/06	5.250%	2,485,000	N.C.	N.A.
2000A	7/15/07	5.500%	2,630,000	N.C.	N.A.
2000A	7/15/08	5.500%	2,780,000	N.C.	N.A.
2000A	7/15/09	5.000%	2,920,000	N.C.	N.A.
2000A	7/15/10	5.000%	3,090,000	N.C.	N.A.
2001B	6/1/08	5.250%	2,300,000	N.C.	N.A.
2001B	6/1/09	4.125%	1,250,000	N.C.	N.A.
2001B	6/1/10	4.200%	5,600,000	N.C.	N.A.
2001B	6/1/11	5.500%	7,900,000	N.C.	N.A.
2001B	6/1/08	4.000%	4,065,000	N.C.	N.A.
2001B	6/1/11	4.300%	1,500,000	N.C.	N.A.
2001C	9/1/02	3.250%	4,320,000	N.C.	N.A.
2001C	9/1/03	4.000%	4,550,000	N.C.	N.A.
2001C	9/1/04	5.000%	4,785,000	N.C.	N.A.
2001C	9/1/05	5.000%	5,040,000	N.C.	N.A.
2001C	9/1/06	4.000%	5,305,000	N.C.	N.A.
2001C	9/1/07	5.000%	5,580,000	N.C.	N.A.
2001C	9/1/08	4.000%	5,875,000	N.C.	N.A.
2001C	9/1/09	5.000%	6,185,000	N.C.	N.A.
2001C	9/1/10	5.000%	6,510,000	N.C.	N.A.
2001C	9/1/11	5.000%	6,855,000	N.C.	N.A.
Total			278,090,000		

(1) Coupon rate except for 1989A and 1990A which reflects yield to maturity.

Appendix E - Bond Referenda

State of Rhode Island Bond Referenda, 1972-2001

Election and Question	Presented	Votes Approved	Percent	Votes Rejected	Percent
<u>November 7, 1972</u>					
School Bonds	\$10,000,000	168,582	56.31%	130,822	43.69%
Health Facilities Bonds	11,000,000	223,882	71.75%	88,158	28.25%
Social Services Bonds	8,200,000	162,543	55.54%	130,117	44.46%
Park Bond Facilities	1,100,000	160,268	55.42%	128,894	44.58%
Sewage Facilities Bonds	2,000,000	179,503	61.29%	113,351	38.71%
Redevelopment Bonds	6,000,000	119,149	42.73%	159,697	57.27%
State Buildings Bonds	8,400,000	103,311	37.20%	174,419	62.80%
Transportation	9,300,000	112,860	40.26%	167,502	59.74%
Total Presented	\$56,000,000				
Total Approved	\$32,300,000				
<u>November 5, 1974</u>					
Correction Facilities	\$9,500,000	110,709	45.53%	132,450	54.47%
State Properties	1,400,000	71,956	30.98%	160,314	69.02%
Rehabilitative Services	1,455,000	127,732	52.25%	116,736	47.75%
MHRH	15,000,000	159,264	61.59%	99,310	38.41%
Transportation	16,100,000	95,630	38.98%	149,707	61.02%
Parks, Recreation, Conservation	650,000	130,267	54.51%	108,717	45.49%
Health Facilities	6,750,000	116,998	48.96%	121,978	51.04%
State Water Supply	3,000,000	110,196	47.19%	123,302	52.81%
Educational Facilities	11,400,000	106,535	44.93%	130,587	55.07%
Solid Waste Management	1,700,000	112,373	48.56%	119,049	51.44%
Board of Regents	10,000,000	98,597	43.35%	128,840	56.65%
Total Presented	\$76,955,000				
Total Approved	\$17,105,000				
<u>June 24, 1975</u>					
Transportation	\$14,000,000	49,732	64.70%	27,139	35.30%
Health Facilities	14,000,000	52,336	68.08%	24,537	31.92%
Education Facilities	9,500,000	43,815	58.13%	31,558	41.87%
Health Lab Building	2,750,000	49,084	64.83%	26,633	35.17%
Total Presented	\$40,250,000				
Total Approved	\$40,250,000				
<u>November 2, 1976</u>					
Vietnam Veterans' Bond	\$10,000,000	192,856	57.87%	140,373	42.13%
Transportation	1,700,000	115,696	39.18%	179,632	60.82%
Corrections	13,900,000	128,392	42.32%	174,957	57.68%
State Properties	2,000,000	75,248	26.55%	208,159	73.45%

Appendix E - Bond Referenda

State of Rhode Island Bond Referenda, 1972-2001

Election and Question	Presented	Votes Approved	Percent	Votes Rejected	Percent
MHRH	14,700,000	222,476	69.03%	99,814	30.97%
Roads and Bridges	6,886,000	136,841	45.42%	164,453	54.58%
Public Transportation	2,114,000	122,051	41.78%	170,049	58.22%
Parks, Recreation, Conservation	1,250,000	142,299	48.21%	152,888	51.79%
Health Facilities	9,000,000	160,569	54.05%	136,488	45.95%
State Water Supply	3,800,000	132,503	45.26%	160,243	54.74%
Educational Facilities	12,700,000	143,286	49.46%	146,422	50.54%
Solid Waste Management	700,000	102,460	37.11%	173,651	62.89%
Firefighting Training	1,000,000	102,268	36.50%	177,886	63.50%
Total Presented	\$79,750,000				
Total Approved	\$33,700,000				
<u>June 28, 1977</u>					
Correctional Facilities - Intake	\$6,000,000	33,072	51.40%	31,270	48.60%
Transportation	41,500,000	42,203	64.51%	23,215	35.49%
Total Presented	\$47,500,000				
Total Approved	\$47,500,000				
<u>November 7, 1978</u>					
Blackstone Valley Project	\$2,000,000	77,353	34.08%	149,604	65.92%
Veterans Cemetery	3,250,000	97,416	39.62%	148,450	60.38%
Correctional Facilities	750,000	88,388	38.37%	141,994	61.63%
MHRH	11,700,000	145,660	58.81%	102,036	41.19%
State Properties	3,000,000	54,014	24.12%	169,919	75.88%
Health Facilities	10,000,000	109,757	47.02%	123,668	52.98%
Water Supply	4,300,000	96,314	41.91%	133,493	58.09%
Educational Facilities	16,180,000	101,483	42.57%	136,934	57.43%
Environmental Management	2,400,000	100,696	45.66%	119,836	54.34%
Transportation	650,000	94,763	43.21%	124,564	56.79%
Total Presented	\$54,230,000				
Total Approved	\$11,700,000				
<u>June 26, 1979</u>					
Economic Development	\$25,000,000	30,568	62.34%	18,466	37.66%
Environmental Quality	15,000,000	36,398	73.32%	13,247	26.68%
Total Presented	\$40,000,000				
Total Approved	\$40,000,000				

Appendix E - Bond Referenda

State of Rhode Island Bond Referenda, 1972-2001

Election and Question	Presented	Votes Approved	Percent	Votes Rejected	Percent
<u>July 22, 1980</u>					
Transportation	\$8,600,000	22,558	56.38%	17,450	43.62%
Vocational Education	1,175,000	21,256	53.39%	18,560	46.61%
Energy Conservation	7,400,000	16,752	42.72%	22,458	57.28%
Correctional Facilities	5,830,000	10,530	27.05%	28,403	72.95%
Handicapped Accessiblity	5,250,000	21,259	53.40%	18,552	46.60%
Hazardous Substances	3,000,000	21,938	55.37%	17,680	44.63%
Total Presented	\$31,255,000				
Total Approved	\$18,025,000				
<u>November 4, 1980</u>					
Narragansett Bay Water Quality	\$87,700,000	215,614	67.66%	103,069	32.34%
State Water Supplies	5,230,000	184,829	62.10%	112,782	37.90%
MHRH	8,579,600	185,267	58.72%	130,251	41.28%
Children & Their Families	1,060,000	187,754	61.05%	119,788	38.95%
Educational Facilities	5,965,000	139,582	47.15%	156,460	52.85%
Total Presented	\$108,534,600				
Total Approved	\$102,569,600				
<u>November 2, 1982</u>					
Transportation	\$25,000,000	177,429	62.36%	107,088	37.64%
Farmland Preservation	2,000,000	181,465	64.96%	97,863	35.04%
Children & Their Families	3,100,000	169,125	61.77%	104,660	38.23%
Correctional Facilities	8,500,000	123,798	45.34%	149,239	54.66%
MHRH	4,600,000	181,643	64.55%	99,736	35.45%
Educational Facilities-El./Sec. Ed.	2,600,000	142,168	52.56%	128,330	47.44%
Educational Facilities-Higher Ed.	4,600,000	151,741	56.14%	118,537	43.86%
Environmental Management	600,000	182,602	62.12%	111,334	37.88%
Total Presented	\$51,000,000				
Total Approved	\$42,500,000				
<u>November 8, 1983</u>					
Correctional Facilities	\$5,000,000	59,206	58.71%	41,639	41.29%
Transportation	45,000,000	68,488	67.82%	32,492	32.18%
MHRH	8,500,000	69,616	68.02%	32,727	31.98%
Water Resources Board	10,100,000	54,997	55.63%	43,873	44.37%
Total Presented	\$68,600,000				
Total Approved	\$68,600,000				

Appendix E - Bond Referenda

State of Rhode Island Bond Referenda, 1972-2001

Election and Question	Presented	Votes Approved	Percent	Votes Rejected	Percent
<u>June 12, 1984</u>					
Strategic Development Program	\$90,000,000	30,604	20.17%	121,090	79.83%
Total Presented	\$90,000,000				
Total Approved	\$0				
<u>November 6, 1984</u>					
Educational Facilities-Higher Ed.	\$2,200,000	172,783	54.48%	144,345	45.52%
Educational Facilities-El./Sec. Ed.	2,600,000	200,229	64.68%	109,321	35.32%
Environmental Management	3,000,000	180,954	60.27%	119,299	39.73%
Emergency Telephone System	5,000,000	235,120	71.36%	94,370	28.64%
Environmental Response Fund	5,000,000	164,686	55.48%	132,166	44.52%
Sewerage/Water Supply Failure	5,000,000	170,158	56.58%	130,570	43.42%
MHRH	8,000,000	213,196	67.07%	104,693	32.93%
Transportation	9,975,000	178,054	58.59%	125,847	41.41%
Correctional Facilities	10,600,000	136,640	45.69%	162,443	54.31%
Heritage Capital Development	14,000,000	133,734	46.59%	153,301	53.41%
Total Presented	\$65,375,000				
Total Approved	\$40,775,000				
<u>November 5, 1985</u>					
State House Renovations	\$5,500,000	67,239	58.86%	46,997	41.14%
Handicapped Accessibility	5,000,000	70,871	61.48%	44,397	38.52%
Transportation	16,000,000	73,569	64.30%	40,842	35.70%
Heritage Capital Development	9,000,000	60,236	53.78%	51,763	46.22%
Refund of General Obligation	[40,700,000]	73,419	65.24%	39,113	34.76%
Underground Storage Tank	1,500,000	59,772	54.91%	49,079	45.09%
Agricultural Land Preservation	2,000,000	72,003	64.85%	39,030	35.15%
MHRH	12,680,000	80,818	69.19%	35,988	30.81%
Asbestos/Dangerous Products	20,000,000	68,977	61.23%	43,679	38.77%
Total Presented	\$71,680,000				
Total Approved	\$71,680,000				
<u>November 4, 1986</u>					
Clean Water Act Environ. Trust	\$35,000,000	204,272	76.59%	62,435	23.41%
Blackstone Valley District	17,200,000	156,857	61.98%	96,226	38.02%
Water Resources	13,600,000	158,223	63.31%	91,707	36.69%
Environmental Management	16,000,000	160,287	63.02%	94,054	36.98%
MHRH	11,690,000	166,926	69.57%	73,026	30.43%
Human Services	2,600,000	162,367	67.31%	78,867	32.69%
Children & Their Families	6,500,000	163,502	68.15%	76,430	31.85%
Hazardous Substances	2,000,000	167,772	69.60%	73,286	30.40%
Educational Facilities-Higher Ed.	8,700,000	156,967	65.12%	84,076	34.88%

Appendix E - Bond Referenda

State of Rhode Island Bond Referenda, 1972-2001

Election and Question	Presented	Votes Approved	Percent	Votes Rejected	Percent
Transportation	57,490,000	155,421	64.76%	84,592	35.24%
Total Presented	\$170,780,000				
Total Approved	\$170,780,000				
<u>November 3, 1987</u>					
Open Space and Recreational Areas	\$65,200,000	74,516	77.40%	21,756	22.60%
Total Presented	\$65,200,000				
Total Approved	\$65,200,000				
<u>November 8, 1988</u>					
Water Resources	\$10,000,000	262,956	84.31%	48,941	15.69%
Environmental Management	2,000,000	224,640	74.84%	75,524	25.16%
MHRH	29,142,500	247,810	76.91%	74,398	23.09%
MHRH- Substance Abuse Treatment Fac	3,200,000	222,866	73.23%	81,480	26.77%
Historic Preservation Commission	2,500,000	186,276	61.32%	117,502	38.68%
Rhode Island Aqua Fund	15,000,000	225,944	74.65%	76,742	25.35%
Educational Facilities-Higher Ed.	17,700,000	235,523	73.72%	83,964	26.28%
Transportation	98,580,000	211,832	67.84%	100,415	32.16%
Total Presented	\$178,122,500				
Total Approved	\$178,122,500				
<u>November 7, 1989</u>					
Historic Preservation Commission	4,500,000	60,296	54.75%	49,837	45.25%
Environmental Management	74,500,000	70,920	64.17%	39,598	35.83%
Transportation	3,000,000	71,819	65.61%	37,652	34.39%
MHRH	17,500,000	75,618	67.34%	36,670	32.66%
Cross-Bay Pipeline	15,000,000	29,737	27.03%	80,283	72.97%
Total Presented	\$114,500,000				
Total Approved	\$99,500,000				
<u>November 6, 1990</u>					
MHRH	\$41,850,000	203,100	66.02%	104,533	33.98%
Transportation	92,100,000	172,451	57.55%	127,184	42.45%
Educational Facilities-Higher Ed.	7,000,000	190,601	65.54%	100,218	34.46%
Environmental Management-Agric.Pres.	2,000,000	185,956	62.64%	110,902	37.36%
Clean Water Act Environ. Trust	35,000,000	204,978	70.71%	84,923	29.29%
Reallocate NBC to BSV and Pawtuxet	[15,000,000]	171,645	59.27%	117,974	40.73%
State Facilities-Asset Protection	19,445,540	152,677	53.99%	130,119	46.01%
Economic Development	3,500,000	131,987	46.58%	151,372	53.42%
Total Presented	\$200,895,540				

Appendix E - Bond Referenda

State of Rhode Island Bond Referenda, 1972-2001

Election and Question	Presented	Votes Approved	Percent	Votes Rejected	Percent
Total Approved	\$197,395,540				
<u>November 3, 1992</u>					
Transportation	\$12,000,000	173,812	52.21%	159,067	47.79%
Rhode Island Historical Society	2,500,000	112,236	34.82%	210,052	65.18%
State Facilities	9,500,000	108,679	36.02%	193,012	63.98%
Historic Preservation	4,500,000	130,048	39.88%	196,087	60.12%
R.I. Housing and Conservation Trust	10,000,000	133,789	41.38%	189,514	58.62%
Narragansett Bay Water Quality	15,000,000	181,193	55.42%	145,726	44.58%
Total Presented	\$53,500,000				
Total Approved	\$27,000,000				
<u>November 8, 1994</u>					
Transportation	\$56,500,000	169,839	58.26%	121,675	41.74%
Rhode Island Historical Preservation	4,500,000	133,488	44.67%	165,363	55.33%
Correctional Facilities	3,800,000	105,062	35.38%	191,894	64.62%
Elementary & Secondary Education	29,000,000	151,692	50.51%	148,600	49.49%
State House	5,000,000	128,562	44.40%	161,007	55.60%
Total Presented	\$98,800,000				
Total Approved	\$85,500,000				
<u>November 5, 1996</u>					
Transportation	80,180,000	179,989	56.19%	140,360	43.81%
Higher Education-Telecommunication	40,600,000	172,546	53.63%	149,163	46.37%
Higher Education Facilities	33,803,485	173,163	54.14%	146,698	45.86%
Quonset Point/Davisville	72,000,000	196,530	60.29%	129,420	39.71%
Environmental Management	4,000,000	179,203	57.02%	135,053	42.98%
Brownsfield Loan Program	5,000,000	112,494	37.16%	190,231	62.84%
Asset Protection	18,500,000	125,091	41.15%	178,929	58.85%
Total Presented	254,083,485				
Total Approved	230,583,485				
<u>November 3, 1998</u>					
Transportation	65,700,000	178,389	68.21%	83,148	31.79%
Higher Education Facilities	20,990,000	177,916	67.75%	84,710	32.25%
Environmental Management	15,000,000	173,332	67.78%	82,409	32.22%
Total Presented	101,690,000				
Total Approved	101,690,000				
<u>November 7, 2000</u>					
Environmental Management	34,000,000	252,364	73.38%	91,566	26.62%
Clean Water Finance Agency	60,000,000	260,362	75.35%	85,157	24.65%
Transportation	62,510,000	231,745	68.10%	108,536	31.90%
Higher Education Facilities	36,950,000	232,066	67.46%	111,930	32.54%

Appendix E - Bond Referenda

State of Rhode Island Bond Referenda, 1972-2001

Election and Question	Presented	Votes Approved	Percent	Votes Rejected	Percent
Heritage Harbor Museum	25,000,000	168,808	49.29%	173,657	50.71%
Total Presented	218,460,000				
Total Approved	193,460,000				

Appendix F

Analysis of Debt Authorizations, Debt Issuances, and Authorized But Unissued Debt By Agency and Categorical Function - Fiscal Years 1979 - 2002

Direct Debt and Guaranteed Debt	Statutory Authority	Total During Period 1979 - 2001(1/1/02)			Unissued as of January 2002
		Amount of Voter Authorizations	Amounts Extinguished or Reallocated	Amounts Issued	
General Government					
Land acquisition - Industrial Development	Ch. 157-P.L. of 1979	25,000,000	-	24,995,075	4,925
Handicapped Accessibility Improvements	Ch. 166-P.L. of 1980	5,250,000	-	5,250,000	-
Asbestos Abatement	Ch. 366-P.L. of 1985	20,000,000	(15,495,000)	4,505,000	-
Handicapped Accessibility Improvements	Ch. 367-P.L. of 1985	5,000,000	(985)	4,999,015	-
State House Renovations	Ch. 367-P.L. of 1985	5,500,000	(4,418)	5,495,582	-
State Facilities	Ch. 434-P.L. of 1990	19,445,540	(540)	19,446,080	-
Quonset Point/Davisville	Ch. 100-P.L. of 1996	72,000,000	-	54,815,000	17,185,000
Subtotal		152,195,540	(15,500,943)	119,505,752	17,189,925
Human Services					
Mental Health, Retardation and Hospitals	Ch. 166-P.L. of 1976	-	-	-	-
Mental Health, Retardation and Hospitals	Ch. 255-P.L. of 1976	-	-	-	-
Mental Health, Retardation and Hospitals	Ch. 239-P.L. of 1978	-	-	-	-
Mental Health, Retardation and Hospitals	Ch. 163-P.L. of 1980	8,579,600	(4,600)	8,575,000	-
Children and Their Families	Ch. 163-P.L. of 1980	1,060,000	-	1,060,000	-
Mental Health, Retardation and Hospitals	Ch. 344-P.L. of 1982	4,600,000	-	4,600,000	-
Children and Their Families	Ch. 344-P.L. of 1982	3,100,000	(38,790)	3,061,210	-
Mental Health, Retardation and Hospitals	Ch. 332-P.L. of 1983	8,500,000	-	8,500,000	-
Mental Health, Retardation and Hospitals	Ch. 156-P.L. of 1984	8,000,000	(5,736)	7,994,264	-
Mental Health, Retardation and Hospitals	Ch. 367-P.L. of 1985	12,680,000	(9,008)	12,670,992	-
Mental Health, Retardation and Hospitals	Ch. 419-P.L. of 1986	11,690,000	-	11,690,000	-
Children and Their Families	Ch. 419-P.L. of 1986	6,500,000	(15,002)	6,484,998	-
Human Services	Ch. 419-P.L. of 1986	2,600,000	-	2,600,000	-
Mental Health, Retardation and Hospitals	Ch. 449-P.L. of 1988	29,142,500	(2,500)	28,675,000	465,000
Residential Substance Treatment Facilities	Ch. 628-P.L. of 1988	3,200,000	-	3,200,000	-
Mental Health, Retardation and Hospitals	Ch. 552-P.L. of 1989	17,500,000	-	16,265,000	1,235,000
Mental Health, Retardation and Hospitals	Ch. 434-P.L. of 1990	41,850,000	-	28,530,000	13,320,000
Subtotal		159,002,100	(75,636)	143,906,464	15,020,000

Appendix F

Analysis of Debt Authorizations, Debt Issuances, and Authorized But Unissued Debt By Agency and Categorical Function - Fiscal Years 1979 - 2002

Direct Debt and Guaranteed Debt	Statutory Authority	Total During Period 1979 - 2001(1/1/02)			Unissued as of January 2002
		Amount of Voter Authorizations	Amounts Extinguished or Reallocated	Amounts Issued	
Education					
Vocational Education	Ch. 254-P.L. of 1980	1,175,000	-	1,175,000	-
Elementary and Secondary Education	Ch. 344-P.L. of 1982	2,600,000	-	2,600,000	-
Higher Education	Ch. 344-P.L. of 1982	4,600,000	-	4,600,000	-
Elementary and Secondary Education	Ch. 156-P.L. of 1984	2,600,000	(4,664)	2,595,336	-
Higher Education	Ch. 156-P.L. of 1984	2,200,000	(46)	2,199,954	-
Higher Education Facilities	Ch. 419-P.L. of 1986	8,700,000	(4,894)	8,695,106	-
Historic Preservation Commission	Ch. 449-P.L. of 1988	2,500,000	-	2,500,000	-
Higher Education Facilities	Ch. 449-P.L. of 1988	17,700,000	(25,000)	17,675,000	-
Historical Preservation Commission	Ch. 377-P.L. of 1989	4,500,000	(4,500,000)	-	-
Higher Education Facilities	Ch. 434-P.L. of 1990	7,000,000	-	7,000,000	-
Elementary and Secondary Education	Ch. 70-P.L. of 1994	29,000,000	-	20,885,000	8,115,000
Higher Education-Telecommunication	Ch. 100-P.L. of 1996	40,600,000	-	36,905,000	3,695,000
Higher Education Facilities	Ch. 100-P.L. of 1996	33,803,485	-	30,950,000	2,853,485
Higher Education Facilities	Ch. 31-P.L. of 1998	20,990,000	-	10,480,000	10,510,000
Higher Education Facilities	Ch. 55-P.L. of 2000	36,950,000	-	8,030,000	28,920,000
Subtotal		214,918,485	(4,534,604)	156,290,396	54,093,485
Public Safety					
Correctional Facilities	Ch. 150-P.L. of 1977	1,500,000	-	1,500,000	-
Corrections	Ch. 332-P.L. of 1983	5,000,000	-	5,000,000	-
Emergency Telephone System	Ch. 155-P.L. of 1984	5,000,000	(5,000,000)	-	-
Subtotal		11,500,000	(5,000,000)	6,500,000	-
Natural Resources					
Blackstone Valley Sewer District Loan	Ch. 267-P.L. of 1966	8,500,000	(700,000)	7,800,000	-
Blackstone Valley Sewer District Loan	Ch. 92-P.L. of 1971	3,300,000	(2,100,000)	1,200,000	-
Sewerage Facility Grants	Ch. 255-P.L. of 1976	-	-	-	-
Environmental Quality Projects	Ch. 156-P.L. of 1979	15,000,000	-	15,000,000	-
Hazardous Substances	Ch. 166-P.L. of 1980	3,000,000	-	3,000,000	-
State Water Supplies	Ch. 163-P.L. of 1980	5,230,000	(95,000)	5,135,000	-
Narragansett Bay Water Quality Mgmt.	Ch. 342-P.L. of 1980	73,641,000	(15,001,000)	58,640,000	-

Appendix F

Analysis of Debt Authorizations, Debt Issuances, and Authorized But Unissued Debt By Agency and Categorical Function - Fiscal Years 1979 - 2002

Direct Debt and Guaranteed Debt	Statutory Authority	Total During Period 1979 - 2001(1/1/02)			Unissued as of January 2002
		Amount of Voter Authorizations	Amounts Extinguished or Reallocated	Amounts Issued	
Natural Resources (continued)					
Narragansett Bay Water Quality Mgmt.	Ch. 342-P.L. of 1980	14,059,000	(574,000)	13,485,000	-
Farmland Preservation	Ch. 299-P.L. of 1981	2,000,000	-	2,000,000	-
Environmental Management	Ch. 344-P.L. of 1982	600,000	-	600,000	-
Water Facilities Assistance Program	Ch. 332-P.L. of 1983	10,100,000	(1,307)	10,098,693	-
Environmental Response Fund	Ch. 403-P.L. of 1984	5,000,000	(1,418)	4,998,582	-
Environmental Management-Ports	Ch. 156-P.L. of 1984	3,000,000	-	3,000,000	-
Sewerage and Water Supply Failure Fund	Ch. 420-P.L. of 1984	5,000,000	(4,251)	4,995,749	-
Heritage Preservation	Ch. 369-P.L. of 1985	9,000,000	(778,538)	8,221,462	-
Underground Storage Tank Replacement	Ch. 486-P.L. of 1985	1,500,000	(706,818)	793,182	-
Agricultural Land Preservation	Ch. 367-P.L. of 1985	2,000,000	(64)	1,999,936	-
Water Resources	Ch. 419-P.L. of 1986	13,600,000	-	13,600,000	-
Hazardous Waste	Ch. 399-P.L. of 1986	2,000,000	(250,000)	1,750,000	-
Clean Water Act Environmental Trust Fund	Ch. 289-P.L. of 1986	35,000,000	-	31,160,373	3,839,627
Environmental Management	Ch. 419-P.L. of 1986	16,000,000	-	15,995,158	4,842
Blackstone Valley District Commission	Ch. 289-P.L. of 1986	17,200,000	(940,000)	16,260,000	-
Open Space	Ch. 425-P.L. of 1987	65,200,000	-	64,996,746	203,254
Water Resources	Ch. 417-P.L. of 1987	10,000,000	-	6,585,000	3,415,000
Environmental Management	Ch. 449-P.L. of 1988	2,000,000	-	2,000,000	-
Rhode Island Aqua Fund	Ch. 443-P.L. of 1988	15,000,000	(5,315,000)	9,685,000	-
Environmental Management	Ch. 552-P.L. of 1989	74,500,000	(1,623,990)	70,605,000	2,271,010
Clean Water Protection Finance Agency	Ch. 238-P.L. of 1988	-	-	-	-
	Ch. 303-P.L. of 1989	-	-	-	-
	Ch. 434-P.L. of 1990	35,000,000	-	22,245,000	12,755,000
Agricultural Land Preservation	Ch. 434-P.L. of 1990	2,000,000	-	2,000,000	-
Blackstone Valley District Commission	Ch. 434-P.L. of 1990	-	6,000,000	6,000,000	-
Pawtuxet River District Commission	Ch. 434-P.L. of 1990	-	9,000,000	7,005,000	1,995,000
Narragansett Bay Water Quality Mgmt.	Ch. 434-P.L. of 1990	15,000,000	-	15,000,000	-
Environmental Management	Ch. 100-P.L. of 1996	4,000,000	-	4,000,000	-
Environmental Management	Ch. 31-P.L. of 1998	15,000,000	-	9,085,000	5,915,000
Clean Water Protection Finance Agency	Ch. 55-P.L. of 2000	60,000,000	-	60,000,000	-
Environmental Management	Ch. 55-P.L. of 2000	34,000,000	-	2,275,000	31,725,000
Subtotal		576,430,000	(13,091,386)	501,214,881	62,123,733

Appendix F

Analysis of Debt Authorizations, Debt Issuances, and Authorized But Unissued Debt By Agency and Categorical Function - Fiscal Years 1979 - 2002

Direct Debt and Guaranteed Debt	Statutory Authority	Total During Period 1979 - 2001(1/1/02)			Unissued as of January 2002
		Amount of Voter Authorizations	Amounts Extinguished or Reallocated	Amounts Issued	
Transportation					
Transportation	Ch. 150-P.L. of 1977	-	-	-	-
Transportation	Ch. 254-P.L. of 1978	8,600,000	-	8,600,000	-
Transportation	Ch. 344/Ch. 455 - P.L. of 1982	25,000,000	(10,509)	24,989,491	-
Transportation	Ch. 332-P.L. of 1983	45,000,000	(1,030)	44,998,970	-
Transportation	Ch. 156-P.L. of 1984	9,975,000	-	9,975,000	-
Transportation	Ch. 367-P.L. of 1985	16,000,000	(4,801)	15,995,199	-
Transportation	Ch. 419-P.L. of 1986	57,490,000	(153)	57,489,847	-
Transportation	Ch. 449-P.L. of 1988	98,580,000	(821)	98,579,179	-
Transportation	Ch. 552-P.L. of 1989	3,000,000	-	3,000,000	-
Transportation	Ch. 434-P.L. of 1990	92,100,000	-	92,100,000	-
Transportation	Ch. 133-P.L. of 1992	12,000,000	-	12,000,000	-
Transportation	Ch. 70-P.L. of 1994	56,500,000	-	56,500,000	-
Transportation	Ch. 100-P.L. of 1996	80,180,000	-	79,850,000	330,000
Transportation	Ch. 31-P.L. of 1998	65,700,000	-	63,650,000	2,050,000
Transportation	Ch. 55-P.L. of 2000	62,510,000	-	30,170,000	32,340,000
Subtotal		632,635,000	(17,314)	597,897,686	34,720,000
Total		1,746,681,125	(38,219,883)	1,525,315,179	183,147,143

Appendix G

Summary of Tax Supported Debt Issuances by Fiscal Year

Fiscal Year	G.O. Bonds	PBA	COPS	Master Lease	Sub-total
FY 1982	52,500,000	-	-	-	52,500,000
FY 1983	-	430,000	-	-	430,000
FY 1984	30,000,000	-	-	-	30,000,000
FY 1985	90,000,000	-	-	-	90,000,000
FY 1986	55,100,000	83,120,000	-	-	138,220,000
FY 1987	-	-	-	6,250,000	6,250,000
FY 1988	142,655,000	24,330,000	-	12,400,000	179,385,000
FY 1989	135,868,353	23,655,000	-	3,490,000	163,013,353
FY 1990	-	58,975,000	33,000,000	13,780,000	105,755,000
FY 1991	81,570,915	54,415,000	-	11,810,000	147,795,915
FY 1992	164,630,000	-	-	-	164,630,000
FY 1993	124,440,000	-	-	-	124,440,000
FY 1994	94,530,000	-	-	-	94,530,000
FY 1995 (1)	69,455,000	-	-	-	69,455,000
FY 1996 (2)	49,670,000	-	4,500,000	-	54,170,000
FY 1997 (3)	57,835,000	-	24,000,000	-	81,835,000
FY 1998 (4)	75,775,000	-	-	-	75,775,000
FY 1999 (5)	102,220,000	-	-	-	102,220,000
FY 2000 (6)	152,740,000	-	-	9,525,000	162,265,000
FY 2001 (7)	172,731,289	-	28,180,000	3,150,000	204,061,289
FY 2002 (8)	235,400,000	-	-	3,900,000	239,300,000
FY 2003 (9)	102,000,000	-	95,000,000	-	197,000,000
FY 2004 (10)	70,000,000	-	25,000,000	-	95,000,000
FY 2005 (11)	70,000,000	-	25,000,000	-	95,000,000
FY 2006 (12)	70,000,000	-	50,000,000	-	120,000,000
FY 2007	70,000,000	-	-	-	70,000,000
Total	2,129,120,557	244,925,000	234,680,000	64,305,000	2,673,030,557

- (1) FY1995 G.O.issuance dated June 22, 1994.
- (2) FY 1996 GO. issuance dated June 15, 1995.
- (3) FY 1997 G.O. issuance dated April 1996. FY1997 includes COPS for DLT(\$24 million).
- (4) FY 1998 G.O. issuance dated June 1997; excludes refunding of EDC Shepard's debt as COPS.
- (5) FY 1999 G.O. issuance includes \$15 million of debt for the FY1998 capital program issued as variable rate debt.
- (6) FY2000 G.O.issuance includes \$95.51 million for FY2000 projects and \$57.23 million for FY2001 projects,COPS includes \$9.525 million for vehicles, telecommunications, and rolling stock.
- (7) FY2001 G.O.issuance includes \$31.365 million for FY2001 projects, \$141.4 for FY2002 projects. COPS reflects \$28.2 million for the Pastore Center Power Plant, \$3.15 million for master lease.
- (8) FY2002 G.O.issuance includes \$135.4 million for FY2002 projects, \$100.0 million for FY2003 projects. COPS include \$3.9 million for master lease, including \$2.7 million for DOT trucks.
- (9) FY2003 COPS includes \$57.8 million for the Training School, \$51.8 million for the Kent County Courthouse, \$15.0 million for Garrahy Courthouse Parking Garage, and \$25 million for the Dept. of Corrections Master Plan.
- (10) FY2004 includes \$25 million for the Department of Corrections Master Plan.
- (11) FY2005 includes \$25 million for the Department of Corrections Master Plan.
- (12) FY2006 includes \$50 million for the Department of Corrections Master Plan.

Appendix G

Summary of Tax Supported Debt Issuances by Fiscal Year

Fiscal Year	Sub-total	Convention Center	DEPCO	Other	Total
FY 1982	52,500,000	-	-	-	52,500,000
FY 1983	430,000	-	-	-	430,000
FY 1984	30,000,000	-	-	-	30,000,000
FY 1985	90,000,000	-	-	-	90,000,000
FY 1986	138,220,000	-	-	-	138,220,000
FY 1987	6,250,000	-	-	-	6,250,000
FY 1988	179,385,000	-	-	-	179,385,000
FY 1989	163,013,353	-	-	-	163,013,353
FY 1990	105,755,000	-	-	-	105,755,000
FY 1991	147,795,915	-	149,996,923	-	297,792,838
FY 1992	164,630,000	225,000,000	-	-	389,630,000
FY 1993	124,440,000	-	306,470,000	-	430,910,000
FY 1994	94,530,000	98,000,000	-	-	192,530,000
FY 1995 (1)	69,455,000	-	-	34,070,000	103,525,000
FY 1996 (2)	54,170,000	-	-	25,000,000	79,170,000
FY 1997	81,835,000	-	-	-	81,835,000
FY 1998 (3)	75,775,000	-	-	22,825,000	98,600,000
FY 1999 (4)	102,220,000	-	-	16,375,000	118,595,000
FY 2000	162,265,000	-	-	-	162,265,000
FY 2001	204,061,289	-	-	-	204,061,289
FY 2002(5)	239,300,000	-	-	14,500,000	253,800,000
FY 2003(6)	197,000,000	-	-	5,810,000	202,810,000
FY 2004(7)	95,000,000	-	-	5,810,000	100,810,000
FY 2005(8)	95,000,000	-	-	5,810,000	100,810,000
FY 2006	120,000,000	-	-	-	120,000,000
FY 2007	70,000,000	-	-	-	70,000,000
Total	2,673,030,557	323,000,000	456,466,923	130,200,000	3,582,697,480

- (1) FY1995 includes Economic Development Corporation's lease for the Shepard's Building.
- (2) FY1996 includes Economic Development Corporation's lease with Fidelity.
- (3) FY1998 includes EDC obligation for McCoy Stadium(\$11.825 million), and EDC lease with Fleet(\$11.0 million)
- (4) FY1999 includes EDC obligation for URI Power Plant(\$16.9 million).
- (5) FY2002 includes \$14.5 million of RI Housing and Mortgage Finance obligations for the Neighborhood Opportunities Program(\$11.62 million) and Travelers Aid Project(\$2.88 million).
- (6) FY2003 includes \$5.8 million of RI Housing and Mortgage Finance obligations for the Neighborhood Opportunities Program to provide \$5.0 million of funds in FY2004.
- (7) FY2004 includes \$5.8 million of RI Housing and Mortgage Finance obligations for the Neighborhood Opportunities Program to provide \$5.0 million of funds in FY2005.
- (8) FY2005 includes \$5.8 million of RI Housing and Mortgage Finance obligations for the Neighborhood Opportunities Program to provide \$5.0 million of funds in FY2006.

Capital Budget Glossary

GLOSSARY¹

Amortization of Debt - The process of paying the principal amount of an issue of securities by periodic payments either directly to security holders or to a sinking fund for the benefit of security holders.
See: Debt Service; Debt Service Schedule .

Amortization Schedule - A table showing the gradual repayment of an amount of indebtedness, such as a mortgage or bond, over a period of time. This table is often set up to show interest payments in addition to principal repayments. **See: Debt Service Schedule.**

Arbitrage - With respect to the issuance of municipal securities, arbitrage usually refers to the difference between the interest paid on the tax-exempt securities and the interest earned by investing the security proceeds in higher-yielding taxable securities. Internal Revenue Service regulations govern arbitrage on the proceeds from issuance of governmental securities.

Authority - A unit or agency of government established to perform specialized functions, usually financed by service charges, fees or tolls, although it may also have taxing powers. In many cases authorities have the power to issue debt which is secured by the lease rental payments made by a governmental unit using the facilities constructed with bond proceeds. An authority may function independently of other governmental units, or it may depend upon other units for its creation, funding or administrative oversight. Examples of authorities include health facilities authorities, industrial development authorities and housing authorities.

Authorization - The legal or statutory basis to issue debt, usually with a specific dollar limit.

Average Life or Average Maturity - The number of years to the point at which half of an issue will have been redeemed. The average life is a reflection of the rapidity with which the principal of an issue is expected to be paid. Under one commonly used calculation method, it is equal to the total bond years divided by the total number of bonds (1 bond equals \$1,000 par amount, regardless of actual certificate denomination); note that this computation method does not take into account the time value of the principal amounts. The formula for this computation is:

$$\text{Average Life} = \frac{\text{Total Bond Years}}{\text{Number of Bonds}}$$

Example:

Issue size:	\$10,000,000	
Interest rate:		7 percent
Maturity of issue:	5 years	
1 bond	=	\$1,000

¹ Primarily derived from the "Glossary of Municipal Securities Terms" Municipal Securities Rule Making Board, 1985.

Capital Budget Glossary

(1) Years	(2) Principal	(3) Number of Bonds	(4) Bond Years (1 x 3)
1	1,740	\$1,740,000	1,740
2	3,720	1,860,000	1,860
3	5,970	1,990,000	1,990
4	8,520	2,130,000	2,130
5	<u>11,400</u>	<u>2,280,000</u>	<u>2,280</u>
Total	<u>31,350</u>	<u>\$10,000,000</u>	<u>10,000</u>

$$\frac{31,350}{10,000} = 3.135 \text{ years average life}$$

Bond - Evidence of the issuer's obligation to repay a specified principal amount on a date certain (maturity date), together with interest at a stated rate, or according to a formula for determining that rate. Bonds are distinguishable from notes, which usually mature in a much shorter period of time. Bonds may be classified according to maturity structure (serial vs. term), source of payment (general obligation vs. revenue), method of transfer (bearer vs. registered), issuer (state vs. municipality vs. special district) or price (discount vs. premium). **Compare: Note.**

Bond Anticipation Note - See: Note.

Bond Counsel - An attorney (or firm of attorneys) retained by the issuer to give a legal opinion that the issuer is authorized to issue proposed securities, the issuer has met all legal requirements necessary for issuance, and interest on the proposed securities will be exempt from federal income taxation and, or review and advise the issuer regard applicable, from state and local taxation. Typically, bond counsel may prepare, or review and advise the issuer regarding authorizing resolutions or ordinances, trust indentures, official statements, validation proceedings and litigation. The bond counsel may also be referred to as the "bond attorney," the "bond approving attorney" or the "bond approving counsel."

Bonded Debt - The portion of an issuer's total indebtedness represented by outstanding bonds:

Direct Debt or Gross Bonded Debt - The sum of the total bonded debt and any short-term debt of the issuer. Direct debt may be incurred in the issuer's own name or assumed through the annexation of territory or consolidation with another governmental unit.

Net Direct Debt or Net Bonded Debt - Direct debt less sinking fund accumulations and all self-supporting debt.

See: Debt Ratios.

¹ Primarily derived from the "Glossary of Municipal Securities Terms" Municipal Securities Rule Making Board, 1985.

Capital Budget Glossary

Bond Election or Bond Referendum - A process whereby the voters of a governmental unit are given the opportunity to approve or disapprove a proposed issue of municipal securities. An election is most commonly required in connection with general obligation bonds. Requirements for voter approval may be imposed by constitution, statute or local ordinance.

Bond Proceeds - The money paid to the issuer by the purchaser or underwriter of a new issue of municipal securities. These moneys are used to finance the project or purpose for which the securities were issued and to pay certain costs of issuance as may be provided in the bond contract.

Capital Appreciation Bond or CAB - A long-term municipal security on which the investment return on an initial principal amount is assumed to be reinvested at a stated compounded rate until maturity, at which time the investor receives a single payment (the "maturity value") representing both the initial principal amount and the total investment return. Several different types of capital appreciation bonds are issued, including compound interest bonds and multiplier bonds. Capital appreciation bonds are distinct from traditional zero coupon bonds because the investment return is considered to be in the form of compounded interest, rather than accreted original issue discount; for this reason only the initial principal amount of a capital appreciation bond would be counted against a municipal issuer's statutory debt limit, rather than the total par value, as in the case of a traditional zero coupon bond.

Costs of Issuance - The expenses associated with the sale of a new issue of municipal securities, including such items as printing, legal and rating agency fees, and others. In certain cases, the underwriter's spread may be considered one of the costs of issuance.

Coupon - (1) A detachable part of a bond which evidences interest due. The coupon specifies the date, place and dollar amount of interest payable, among other matters. Coupons may be redeemed (usually semi-annually) by detaching them from bonds and presenting them to the issuer's paying agent for payment or to a bank for collection.
(2) The term is also used colloquially to refer to a security's interest rate.

Coupon Rate - The annual rate of interest payable on a coupon security expressed as a percentage of the principal amount.

Debt Limit - The maximum amount of debt which an issuer of municipal securities is permitted to incur under constitutional, statutory or charter provisions. The debt limit is usually expressed as a percentage of assessed valuation.

Debt Ratios - Comparative statistics showing the relationship between the issuer's outstanding debt and such factors as its tax base, income or population. Such ratios are often used in the process of determining credit quality of an issue, primarily on general obligation bonds. Some of the more commonly used ratios are (a) net overall debt to assessed valuation, (b) net overall debt to estimated full valuation, and (c) net overall debt per capita. **See: Bonded Debt.**

¹ Primarily derived from the "Glossary of Municipal Securities Terms" Municipal Securities Rule Making Board, 1985.

Capital Budget Glossary

Debt Service - The amount of money necessary to pay interest on an outstanding debt, the principal of maturing serial bonds and the required contributions to a sinking fund for term bonds. Debt service on bonds may be calculated on a calendar year, fiscal year, or bond fiscal year basis.

Debt Service Reserve Fund - The fund in which moneys are placed which may be used to pay debt service if pledged revenues are insufficient to satisfy the debt service requirements. The debt service reserve fund may be entirely funded with bond proceeds, or it may only be partly funded at the time of issuance and allowed to reach its full funding requirement over time, due to the accumulation of pledged revenues. If the debt service reserve fund is used in whole or part to pay debt service, the issuer usually is required to replenish the funds from the first available funds or revenues. A typical reserve requirement might be the maximum aggregate annual debt service requirement for any year remaining until the bonds reach maturity. The size and investment of the reserve may be subject to arbitrage regulations. Under a typical revenue pledge this fund is the third to be funded out of the revenue fund.

Debt Service Schedule - A table listing the periodic payments necessary to meet debt service requirements over the period of time the securities are to be outstanding.

See: Amortization Schedule.

Direct Debt - See: Bonded Debt.

Fitch's Investor Services – An independent service which provides ratings for municipal securities and other financial information to investors.

General Obligation Bond or G.O. Bond - A bond which is secured by the full faith and credit of an issuer with taxing power. General obligation bonds issued by local units of government are typically secured by a pledge of the issuer's ad valorem taxing power; general obligation bonds issued by states are generally based upon appropriations made by the state legislature for the purposes specified. Ad valorem taxes necessary to pay debt service on general obligation bonds are often not subject to the constitutional property tax millage limits. Such bonds constitute debts of the issuer and normally require approval by election prior to issuance. In the event of default, the holders of general obligation bonds have the right to compel a tax levy or legislative appropriation, by mandamus or injunction, in order to satisfy the issuer's obligation on the defaulted bonds.

Interest - The amount paid by a borrower as compensation for the use of borrowed money. This amount is generally an annual percentage of the principal amount.

Issuing Bonds - To "issue" bonds means to sell, deliver, and receive payment for bonds. The State generally issues bonds once a year upon determining the amount of cash necessary to implement projects during that year.

Issue of Bonds or Issue of Securities - Bonds or securities sold in one or more series which are authorized under the same resolution or indenture and have the same dated date.

¹ Primarily derived from the "Glossary of Municipal Securities Terms" Municipal Securities Rule Making Board, 1985.

Capital Budget Glossary

Issuer - A state, political subdivision, agency or authority that borrows money through the sale of bonds or notes.

Lease Rental Bond - A bond from an issue which is secured by lease payments made by the party leasing the facilities financed by the issue. Typically, lease rental bonds are used to finance construction of facilities (e.g., schools or office buildings) used by a state or municipality, which leases the facilities from a financing authority. Often the leasing state or municipality is legally obligated to appropriate moneys from its general tax revenues to make lease payments: in some cases, however, lease payments will be made only from revenues associated with the facility financed (e.g., school tuition payments).

Legal Opinion or Legal or Approving Opinion - The written conclusions of bond counsel that the issuance of municipal securities and the proceedings taken in connection therewith comply with applicable laws, and that interest on the securities will be exempt from federal income taxation and, where applicable, from state and local taxation. The legal opinion is generally printed on the securities.
See: Bond Counsel.

Level Debt Service - A maturity schedule in which the combined annual amount of principal and interest payments remains relatively constant over the life of the issue.

Example:

Level Debt Service Assumptions:
 Size of issue: \$10,000,000
 Interest rate: 7 percent
 Maturity of issue: 5 years

Debt Schedule

Years	Principal	Interest	Total*
1	\$1,740,000	\$ 700,000	\$ 2,440,000
2	1,860,000	578,200	2,438,200
3	1,990,000	448,000	2,438,000
4	2,130,000	308,700	2,438,700
5	<u>2,280,000</u>	<u>159,600</u>	<u>2,439,600</u>
Total	<u>\$10,000,000</u>	<u>\$2,194,500</u>	<u>\$12,194,500</u>

* Total of principal and interest remains substantially level throughout life of issue.

Maturity or Maturity Date - The date upon which the principal of a municipal security becomes due and

¹ Primarily derived from the "Glossary of Municipal Securities Terms" Municipal Securities Rule Making Board, 1985.

Capital Budget Glossary

payable to the security holder.

Moral Obligation Bond - A bond, typically issued by a state agency or authority, which is secured by the revenues from the financed project and, additionally, by a non-binding undertaking that any deficiency in pledged revenues will be reported to the state legislature which may apportion state moneys to make up the shortfall. Legislation authorizing the issuance of moral obligation securities typically grants the state legislature the authority to apportion money to support the debt service payments on any such securities, but does not legally oblige the legislature to do so.

Note - A written, short-term promise of an issuer to repay a specified principal amount on a date certain, together with interest at a stated rate, payable from a defined source of anticipated revenue. Notes usually mature in one year or less, although notes of longer maturities are also issued. The following types of notes are common in the municipal market:

Bond Anticipation Notes (BANs) - Notes issued by a governmental unit, usually for capital projects, which are paid from the proceeds of the issuance of long term bonds.

Tax Anticipation Notes (TANs) - Notes issued in anticipation of future tax receipts, such as receipts of ad valorem taxes which are due and payable at a set time of the year.

Notes may be issued to finance capital projects or to alleviate cash flow problems of the issuer.

Compare: Bond.

Per Capita Debt - The amount of an issuing municipality's debt outstanding divided by the population residing in the municipality. This is often used as an indication of the issuer's credit position since it can be used to compare the proportion of debt borne per resident with that borne by the residents of other municipalities. **See: Debt Ratios.**

Principal - The face amount or par value of a security payable on the maturity date.

Compare: Interest.

Rating Agencies - The organizations which provide publicly available ratings of the credit quality of securities issuers. The term is most often used to refer to the nationally recognized agencies, Moody's Investors Service, Inc., Standard & Poor's Corporation, and Fitch Investors.

Ratings - Evaluation of the credit quality of notes and bonds usually made by independent rating services. Ratings are intended to measure the probability of the timely repayment of principal of and interest on municipal securities. Ratings are initially made before issuance and are periodically reviewed and may be amended to reflect changes in the issuer's credit position. The information required by the rating agencies varies with each issue, but generally includes information regarding the issuer's demographics, debt burden, economic base, finances and management structure. Many financial institutions also assign their own individual ratings to securities.

Referendum - A referendum is a means by which a legislative body requests the electorate to approve or

¹ Primarily derived from the "Glossary of Municipal Securities Terms" Municipal Securities Rule Making Board, 1985.

Capital Budget Glossary

reject proposals such as constitutional amendments, long-term borrowing, and special laws affecting some cities and towns.

The Rhode Island Constitution prohibits the legislature from making an amendment to the Constitution or from entering into a debt for over a one-year period without the consent of the electorate. When the General Assembly wishes to incur debt beyond a one-year period, it authorizes an election at which voters can approve or reject incurring long-term debt.

Such a legislative request is always phrased as a question. The question is substantially in the following form: "Shall an act, passed at the January, 1990 Session of the General Assembly, entitled...be approved?"

Therefore, a referendum is called a question. Referenda is the plural form of the word.

Refunding - A procedure whereby an issuer refinances an outstanding bond issue by issuing new bonds. There are generally two major reasons for refunding: to reduce the issuer's interest costs or to remove a burdensome or restrictive covenant imposed by the terms of the bonds being refinanced. The proceeds of the new bonds are either deposited in escrow to pay the debt service on the outstanding obligations, when due (in which case the financing is known as an "advance refunding"), or used to immediately retire the outstanding obligations. The new obligations are referred to as the "refunding bonds," and the outstanding obligations being refinanced are referred to as the "refunded bonds" or the "prior issue." For accounting purposes, refunded obligations are not considered a part of the issuer's debt because the lien of the holders of the refunded bonds, in the first instance, is on the escrowed funds, not on the originally pledged source of revenues. The refunded bonds, however, will continue to hold a lien on the originally pledged source of revenues unless provisions have been made in the bond contract on the refunded bonds for defeasance of the bonds prior to redemption.

Revenue Bond - A bond which is payable from a specific source of revenue and to which the full faith and credit of an issuer with taxing power is not pledged. Revenue bonds are payable from identified sources of revenue, and do not permit the bondholders to compel taxation or legislative appropriation of funds not pledged for payment of debt service. Pledged revenues may be derived from operation of the financed project, grants and excise or other specified not-ad-valorem taxes. Generally, no voter approval is required prior to issuance of such obligations. **Compare: General Obligation Bond.**

Serial Bonds - Bonds of an issue in which some bonds mature in successive years without interruption. **Compare: Term Bonds.**

Tax Anticipation Note - See: Note.

Term Bonds - Bonds comprising a large part or all of a particular issue which come due in a single

¹ Primarily derived from the "Glossary of Municipal Securities Terms" Municipal Securities Rule Making Board, 1985.

Capital Budget Glossary

maturity. The issuer usually agrees to make periodic payments into a sinking fund for mandatory redemption of term bonds before maturity or for payment at maturity. **Compare: Serial Bonds.**

Unissued Bond Authorization (Unissued Bonds) - The balance remaining from a legal or statutory authorization, after taking into account the amount of bonds already issued.

¹ Primarily derived from the "Glossary of Municipal Securities Terms" Municipal Securities Rule Making Board, 1985.