

STATE OF RHODE ISLAND

Capital Budget

Fiscal Year 2022 Budget Proposal
GOVERNOR DANIEL J. McKEE



FY 2022 Capital Budget
FY 2022 – FY 2026
Capital Improvement Plan

Capital Budget Table of Contents

	<u>Page</u>
<u>Section 1 – Overview</u>	
Introduction.....	11
Rhode Island Capital Plan Fund.....	13
<u>Section 2 - Executive Summary of Agency Recommendations</u>	
General Government	
Department of Administration	17
Department of Business Regulation.....	25
Executive Office of Commerce	26
Secretary of State	30
Public Utilities Commission	31
Health and Human Services	
Department of Children, Youth and Families.....	35
Department of Health.....	37
Department of Behavioral Healthcare, Developmental Disabilities and Hospitals	39
Department of Human Services	41
Education	
Elementary and Secondary Education	47
Office of the Postsecondary Commissioner.....	50
University of Rhode Island.....	51
Rhode Island College.....	57
Community College of Rhode Island.....	59
Council on the Arts.....	62
Atomic Energy Commission.....	63
Historical Preservation and Heritage Commission	64
Public Safety	
Office of Attorney General	67
Department of Corrections.....	68
Judiciary Department.....	69
Military Staff.....	71
RI Emergency Management Agency	74
Department of Public Safety	75
Natural Resources	
Department of Environmental Management.....	81
Coastal Resources Management Council.....	88
Narragansett Bay Commission	90
Rhode Island Infrastructure Bank	94
Transportation	
Department of Transportation.....	99
Rhode Island Public Transit Authority	107

	<u>Page</u>
Quasi-Public Agencies	
Rhode Island Resource Recovery Corporation.....	113
Rhode Island Airport Corporation	115
Rhode Island Turnpike and Bridge Authority.....	117
<u>Section 3 – Schedules</u>	
Schedule 1 – Summary of Proposed Bond Issuance by Agency.....	121
Schedule 2 – Statewide Summary by Source of Funds.....	122
Schedule 3 – Statewide Summary by Agency	126
Schedule 4 – Projects by Funding Source:	
Department of Administration	130
Department of Business Regulation.....	136
Executive Office of Commerce	136
Department of Labor and Training	138
Secretary of State	138
Public Utilities Commission	138
Department of Children, Youth and Families.....	138
Department of Health.....	138
Department of Behavioral Health, Developmental Disabilities and Hospitals.....	140
Department of Human Services	140
Department of Elementary and Secondary Education	142
Higher Education	142
Council on the Arts	150
Atomic Energy Commission.....	150
Historical Preservation and Heritage Commission	150
Office of the Attorney General	152
Department of Corrections.....	152
Judiciary.....	152
Military Staff.....	154
Emergency Management Agency	154
Public Safety	156
Department of Environmental Management.....	156
Coastal Resources Management Council.....	162
Narragansett Bay Commission	162
Rhode Island Infrastructure Bank	164
Department of Transportation.....	166
Rhode Island Public Transit Authority	170

	<u>Page</u>
Schedule 5 – Rhode Island Capital Plan Fund Projects	174
Schedule 6 – Quasi-Public Agency Capital Plans	
Rhode Island Resource Recovery Corporation.....	176
Rhode Island Airport Corporation	176
Rhode Island Turnpike and Bridge Authority.....	176
<u>Section 4 - Debt</u>	
Classification of State Debt.....	183
Tax-Supported Debt Burden	189
General Obligation Debt Authorization	192
Public Finance Management Board	194
<u>Section 5 – Technical Appendices</u>	
Appendices Overview	199
Appendix A - Projected Net Tax-Supported Debt	203
Appendix B - Outstanding Debt & Debt Ratios.....	207
Appendix C - Debt Service Payable by Issuer	
<u>Outstanding Debt Service Payments for:</u>	
General Obligation Bonds.....	225
Convention Center Authority.....	226
Garrahy Garage.....	227
Pastore Center – Power Plant Certificates of Participation.....	228
Kent County Courthouse.....	229
Juvenile Training School	230
Traffic Tribunal Court Complex	231
Eleanor Slater Hospital	232
School for the Deaf	233
Innovative Technology Certificates of Participation	234
EDC – Transportation Motor Fuel Bonds.....	235
Department of Administration Energy Conservation Equipment Leases	236
URI Energy Conservation Equipment Leases	237
RIC Energy Conservation Equipment Leases.....	238
CCRI Energy Conservation Equipment Leases	239
Nursing Education Center Equipment	240
Historic Structures Tax Credits Fund	241
EDC Job Creation Guaranty Program	242
Redevelopment of I-195 Land	243
Summary – All Outstanding Debt Service Payments.....	244
<u>Projected Debt Service on Proposed Debt Issuance:</u>	
General Obligation Bonds.....	245

	<u>Page</u>
Zambarano Long Term Care Facility	246
Comprehensive Child Welfare System	247
Confined Aquatic Disposal Cells – CRMC	248
Enterprise Resource Planning	249
Motor Fuel Bonds	250
Reamortization of 195 Land Debt.....	251
Summary – All Outstanding and Projected Debt Service Payments (Excluding Performance-Based Agreements)	252
<u>Outstanding Debt Service Payments for Performance-Based State Obligations</u>	
RI Economic Development Corporation – Fidelity I.....	253
RI Economic Development Corporation – Fidelity II	254
RI Economic Development Corporation – Fleet.....	255
Summary – All Outstanding and Projected Debt Service Payments (Including Performance-Based Agreements)	256
Appendix D – Transportation GARVEE Bonds	259
Appendix E – State of Rhode Island Bond Referenda	263
Appendix F – Analysis of Bond Authorizations	273
Appendix G – Capital Budget Glossary	281

Introduction

Overview
Rhode Island Capital Plan

Overview

Governor McKee's FY 2022 – FY 2026 Capital Improvement Plan and FY 2022 Capital Budget recommends key projects that invest in Rhode Island's education and transportation infrastructure, preserve and maintain existing capital assets, and strengthen the state's recreational and outdoor areas. The capital plan includes \$6.740 billion from all sources of funding for projects across the State (unless otherwise noted, all figures are for the five fiscal years from 2022 through 2026).

TRANSPORTATION

The budget recommends \$3.160 billion for transportation projects, roughly 46.9 percent of all funding. About \$2.594 billion from the Rhode Island Capital Plan (RICAP) Fund, Federal Highway Administration, various transportation bond proceeds, and licenses and fees finance the Department of Transportation's Highway Improvement Plan (HIP). Major initiatives are highlighted below.

- **RhodeWorks:** A major part of the HIP consists of the RhodeWorks plan and focuses on reducing the number of structurally deficient bridges in Rhode Island from 22% in 2015 to 10% in 2025. The budget includes new federal awards secured for the State to repair bridges including the Huntington Viaduct.
- **Public Transportation:** The 5-year plan recommends financing \$91.3 million for the Rhode Island Public Transit Authority to replace aging fleet vehicles.
- **Disability Access:** The 5-year plan recommends financing \$14.4 million for the Rhode Island Public Transit Authority to replace vans that provide transit services for disabled persons, continuing Governor McKee's commitment to helping Rhode Islanders in need.

NATURAL RESOURCES

The budget recommends \$1.699 billion for natural resource projects, roughly 25.2 percent of the total capital budget. The funding is directed to strengthen the state's water infrastructure, green economy, and recreational and outdoor resources.

- **Green Bonds:** The Governor's plan fully utilizes the \$113.4 million approved by the voters to protect the environment and support economic development by financing improvements to beaches, clean water and drinking water, local recreation development grants, natural and working lands, and municipal resiliency.
- **Water Infrastructure:** Nearly half of the money allocated in natural resources (\$641.1 million) is for clean and drinking water state revolving funds that finance projects which support local water quality infrastructure projects.

EDUCATION

The budget recommends \$879.6 million for education, roughly 13.0 percent of the total capital budget. A main component of Governor McKee's FY 2022 budget is the improvement of educational opportunities and equity across the entire spectrum of need – from daycare and pre-K through higher education and workforce development. The Governor proposes:

- **General Obligation Bond Request:** \$107.3 million in bond proceeds approved by voters in March 2021 will be invested in new and renovated facilities at state institutions of higher education. Specifically, \$57.3 million finances the URI Fine Arts Center renovation and addition, \$57.3 million enables the RIC Science and Technology Building renovation, and \$12.0 million is invested in the modernization of CCRI infrastructure.
- **School Construction Improvement Fund:** The capital plan continues the use of the \$250.0 million bond authorized by voters in November 2018 to improve the state's public-school buildings. The general obligation bond proceeds will be matched with local funds. The Governor recommends an additional \$250.0 million bond for the November 2022 ballot.

Overview

- **Asset Protection and Infrastructure Improvements:** The capital plan includes \$441.4 million from state and college funds to enhance Rhode Island's public higher education campuses.

OTHER

The budget recommends \$1.000 billion for general government, public safety, and health and human services. The Governor recommends infrastructure investment in the following areas:

- **Zambarano Long Term Care Facility:** The capital plan includes a recommendation to construct a new licensed long term care facility on the Zambarano campus of the Eleanor Slater Hospital estimated at a cost of \$64.9 million financed with Certificates of Participation (COPs) debt financing of which \$53.6 million in new borrowing is requested. Rhode Island is the only state in the U.S. still operating under this model of care without a stand-alone state psychiatric facility. This proposal ensures that Rhode Island meets healthcare delivery best practices by treating individuals with much shorter lengths of stay, shifting treatments to comprehensive mental health services in the community rather than restrictive settings.
- **Child Welfare Information System:** The capital plan recommends \$28.0 million financed through Certificates of Participation and federal sources to replace the Rhode Island Children's Information System (RICHIST) with a new comprehensive child welfare information system.
- **Division of Enterprise Technology Strategy and Service:** The capital plan includes \$41.1 million for information technology projects funded from the Information Technology Investment Fund and the ETSS Internal Service Fund. In addition, the capital budget plan recommends the future consideration of a Certificates of Participation authorization of \$54.8 million to implement an Enterprise Resource Planning (ERP) system for Human Resources Information System, Payroll and Financial Management System.
- **Fleet Replacement:** The Governor recommends \$11.7 million from state sources including the State Fleet Revolving Loan Fund for the critical replacement of aging vehicles in use by DCYF caseworkers and State Police troopers.
- **Division of Capital Asset Management and Maintenance:** The capital plan includes \$275.8 million for capital projects to improve the infrastructure for Department of Administration managed facilities, including work at the Pastore campus of the Eleanor Slater Hospital.

Rhode Island Capital Plan Fund

Of the \$6.740 billion recommended in the five-year capital plan, a total of \$721.2 million is financed by the Rhode Island Capital Plan Fund (RICAP), a pay-as-you go capital funding program, which has been a key factor in improving the state's debt management policies.

The following is a synopsis of the major areas financed from the RICAP fund in FY 2022 to FY 2026:

EDUCATION

- RICAP Fund expenditures for education total \$195.1 million. Of this amount, \$179.6 million is directed to higher education facilities including:
- The Governor recommends \$51.6 million for asset protection at the University of Rhode Island.
- Rhode Island College (RIC) RICAP funding totals \$48.4 million, including \$24.9 million for asset protection projects.
- The Community College of Rhode Island (CCRI) RICAP funding totals \$72.4 million, including \$14.4 million for asset protection projects, and \$28.0 million to accompany the \$12.0 million General Obligation Bond request for renovation and modernization of CCRI campuses.
- Included in the enacted five-year capital plan is \$15.3 million for improvements at the state-managed K-12 schools including Davies Career and Technical School, the School for the Deaf and the MET School.

GENERAL GOVERNMENT

The five-year capital plan for general government totals \$171.9 million. The projects include State-owned asset protection and infrastructure improvements, Quonset Point improvements, and I-195 Commission funding.

- The capital plan requests \$32.3 million for asset protection and infrastructure projects at the Pastore Campus. One high priority project is to replace windows at the Center General complex, another is to replace the roof at the power plant that supplies electricity and heat to the campus.
- \$35.3 million is recommended for projects on Capitol Hill, including critical masonry and walkway repairs at the historic State House.
- Federal coronavirus relief funds enabled the purchase of a new facility for the Office of the Medical Examiner. An additional \$4.5 million in RICAP will ensure that the building has the appropriate specialized mechanical systems to support this public health function.

TRANSPORTATION

Planned expenditures from the RICAP fund total \$222.7 million for transportation projects. \$167.4 million is for the Department of Transportation, including \$147.0 million for the Highway Improvement Plan. \$4.7 million within the capital plan for RIPTA provides State matching funds for capital improvements, the College Hill Bus Terminal, and the URI Mobility Hub.

PUBLIC SAFETY

A total of \$76.4 million of RICAP Fund expenditures is dedicated for public safety-related projects including:

- \$24.1 million for the Judiciary for asset protection and infrastructure improvements for its facilities.
- \$22.7 million for the Department of Corrections to maintain its facilities in a state of good repair.
- \$15.8 million for improvements to facilities and systems in use by RI Emergency Management Agency and the RI National Guard. This includes the state match for the rehabilitation of the primary runway at Quonset Airport and a new Aviation Readiness Center, and \$6.0 million for critical upgrades to the statewide emergency communications system.

Rhode Island Capital Plan Fund

NATURAL RESOURCES

A total of \$42.2 million in RICAP proceeds is recommended for investment in the State's natural resources, including:

- \$13.7 million for recreational facility improvements and asset protection.
- \$9.4 million to replace and repair bulkheads at Galilee Piers.
- \$8.5 million for dam repairs.

General Government

Department of Administration
Department of Business Regulation
Executive Office of Commerce
Department of Revenue
Secretary of State
Public Utilities Commission

Department Of Administration

The Department of Administration manages capital projects coordinated by the Division of Capital Asset Management and Maintenance, the Division of Information Technology, the Water Resources Board, and through agreement with the Rhode Island Convention Center Authority.

Division of Enterprise Technology Strategy and Service (ETSS) The Division of Enterprise Technology Strategy and Service (ETSS) is comprised of the Office of Information Technology, Telecommunication, Mailroom and the Office of Library Services. The Office of Information Technology, under the ETSS manages the secure implementation of all new and mission-critical technology projects and upgrades for state agencies. The Office of Information Technology shall manage and support all day-to-day operations of the State's technology infrastructure and associated applications as well as the implementation of all new and mission critical technology infrastructure projects and upgrades for state agencies. ETSS oversees the Information Technology Investment Fund to determine the eligibility of expenditures from the fund. This includes hardware and software purchases and/or development, information technology consulting services, and ongoing maintenance contracts.

Division of Capital Asset Management and Maintenance (DCAMM) – This division is responsible for coordinated facilities management for state departments and agencies, including, but not limited to: operation, maintenance and repair of buildings, grounds, central HVAC, power plants and other facilities. In addition, the Division is responsible for planning, designing and constructing new state facilities and major renovations to existing buildings. Some of the facilities that DCAMM oversees include the State House, the William Powers Building (Department of Administration), the Cannon Building (Department of Health), the State Office Building (Department of Transportation), and various other structures. This program also has responsibility for most of the facilities at the Pastore Government Center in Cranston and Zambarano Campus in Burrillville.

Water Resources Board – The Rhode Island Water Resources Board was established by R.I.G.L. § 46-15 and their capital projects are now organized under the Department of Administration. The Water Resources Board supports the proper development, protection, conservation, and use of the State's water resources while providing for economic development and protection for the environment.

Rhode Island Convention Center Authority – The Rhode Island Convention Center Authority manages three Rhode Island Capital Fund projects in agreement with the Department of Administration. These projects are budgeted for under the Department of Administration. The projects include upgrades to the Convention Center, Dunkin' Donuts Center, and Veterans' Memorial Auditorium, all of which are located in Providence.

Capital Spending by Agency and Financing Source

Department Of Administration

Pre-FY 2021 Through Post-FY 2026

(thousands of dollars)

Funding Source Name	Pre-FY 2021	FY 2021	FY 2022	FY 2023	FY 2024	FY 2025	FY 2026	Post- FY 2026	Total Capital
Certificates of Participation Issued	2,345	11,405	8,742	400	400	-	-	-	23,292
Certificates of Participation New	-	-	7,658	53,917	28,559	18,267	-	-	108,400
Federal Funds	-	6,835	1,275	50	-	-	-	-	8,160
Information Technology Investment Fund	64,044	12,413	2,799	300	300	300	300	300	80,755
Internal Service Funds	-	6,850	4,700	10,500	10,500	8,800	2,500	-	43,850
P.L. 1990, Ch. 434 - Issued	943	183	-	-	-	-	-	-	1,126
P.L. 2004, Ch. 595 - Issued	8,762	250	1,862	2,126	-	-	-	-	13,000
Restricted Receipt Funds	1,900	1,410	1,398	1,825	1,125	1,050	1,200	1,000	10,907
RI Capital Plan Fund	168,394	19,408	29,881	35,630	38,115	34,390	28,915	5,000	359,733
Total:	246,388	58,754	58,315	104,748	78,999	62,807	32,915	6,300	649,223

Department Of Administration

560 Jefferson Boulevard Asset Protection

The Department of Administration has taken responsibility for the building at 560 Jefferson Boulevard. The Governor recommends \$3.1 million from FY 2022 - FY 2026 from the RI Capital Plan Fund to finance asset protection projects.

Accessibility

The Governor recommends financing \$6.1 million in FY 2021 – FY 2026 from the RI Capital Plan Fund for ADA and accessibility renovations at state buildings. This funding was previously included under the Governor’s Commission of Disabilities budget but shifted to the Department of Administration in FY 2016.

Arrigan Center

The Governor recommends \$3.1 million in FY 2021 - FY 2026 to finance the renovation of the Arrigan Center in Providence. The Arrigan Center is an outpatient rehabilitation facility under the purview of the RI Department of Labor and Training through the RI Workers' Compensation Act. The project financing is \$1.4 million from the RI Capital Plan Fund and \$1.7 million from the Worker's Compensation Administrative Fund. Projects proposed include roof replacement, envelope renovations, HVAC, pool repairs, and asset protection.

Big River Management Area

The Governor recommends \$920,000 from the RI Capital Plan Fund in FY 2021 - FY 2026 to finance a comprehensive land management and asset protection plan, necessary road repairs, the demolition of vacant structures, and applicable maintenance of rental structures.

Cannon Building

The Governor recommends financing \$14.5 million in FY 2021 – FY 2026 from the RI Capital Plan Fund for repairs and renovations to the Cannon Building, including electrical upgrades, auditorium restoration, restroom renovations, installation of LED fixtures, a new standby generator, and HVAC control upgrades. The Cannon Building houses the Department of Health’s functions except for the Health Laboratory and State Medical Examiner.

Chapin Health Laboratory

The Governor recommends a total of \$2.3 million in FY 2021 - FY 2025 from the RI Capital Plan Fund to continue replacement of variable air volume (VAV) units, which are antiquated and failing. In addition to the VAV units funding is provided for asset protection of the Chapin Health Laboratory.

Cranston Street Armory

The Governor recommends financing \$6.7 million in FY 2021 – FY 2026 from the RI Capital Plan Fund for ongoing rehabilitation of the Cranston Street Armory. The Armory was once listed as one of “America’s 11 Most Endangered Historical Places” by the National Trust for Historic Preservation. Military Staff vacated the early 1900s era building during the fall of 1996 and transferred ownership to the Department of Administration.

Developmental Disability Regional Centers

The Governor recommends financing \$2.6 million in FY 2021 – FY 2026 from the RI Capital Plan Fund for repairs to the Developmental Disability Regional Centers. Repair projects may include HVAC systems, roofs, septic systems and interior and exterior modifications. This builds upon the existing \$769,962 of proceeds in the Rhode Island Capital Plan Fund spent prior to FY 2021.

DoIT Enterprise Operations Center

The Governor recommends financing \$7.9 million in FY 2021 – FY 2026 from the RI Capital Plan Fund to continue to upgrade the data center facility at 50 Service Avenue in Warwick. The building has been renovated and is occupied by the Division of Enterprise Technology Strategy Service and the State Treasurer. The planned projects at the facility include HVAC upgrades, roof replacement, replacement of the generator and a transfer switch.

Dunkin' Donuts Center

The Dunkin' Donuts Center was purchased by the Rhode Island Convention Center Authority by the issuance of revenue bonds (2006 Series A Bonds) and leased back to the State. Rental payments from the Dunkin' Donuts Center lease are applied to the debt service payments on the revenue bonds. The Governor recommends expenditures of \$12.5 million from the Rhode Island Capital Plan Fund in FY 2022 - FY 2026 to be deposited into the Renewal and Replacement Fund in accordance with yearly requirements specified by the covenants of the 2006 Series A Bonds,

Energy Efficiency

The Governor recommends expenditures of \$11.7 million in FY 2021 – FY 2026 from the RI Capital Plan Fund (\$5.7 million) and Regional Greenhouse Gas Initiative funding (\$6.0 million) to support the implementation of comprehensive, cost-effective energy efficiency measures and renewable energy installations at state-owned properties. This initiative will reduce state facility operating and ongoing maintenance costs, reduce energy costs across state government, and shrink state government's footprint by reducing overall energy demand and adopting renewable energy resources.

Enterprise System Modernization

The Governor recommends a new \$54.8 million authorization be included in the FY 2023 Appropriations Act. This would enable new issuance of Certificates of Participation for the development and implementation of an Enterprise Resource Planning (ERP) system for Human Resources Information System, Payroll, Financial Management System in FY 2023 - FY 2026. The existing systems are antiquated; non-integrated business applications will be replaced with an integrated, cloud-based Enterprise Resource Planning (ERP) system. The total costs of implementation is \$73.7 million with the balance coming from the DoIT Internal Services Fund.

Environmental Compliance

The Governor recommends financing \$1.6 million in FY 2021 – FY 2026 from the RI Capital Plan Fund for ongoing monitoring and remediation of contaminated soil and groundwater at State properties as mandated by the Department of Environmental Management.

Group Homes - Asset Protection

The Governor recommends financing \$4.3 million in FY 2021 – FY 2026 from the RI Capital Plan Fund to maintain and repair 123 state-owned group homes. This builds upon the existing \$1.3 million of proceeds in the Rhode Island Capital Plan Fund spent prior to FY 2021. The funds are used to maintain and upgrade roofs, HVAC systems, individual sewage disposal systems, water wells, flooring, windows, siding, and to complete kitchen and bathroom renovations.

Group Homes - Fire Code

The Governor recommends financing \$2.6 million in FY 2021 – FY 2024 from the RI Capital Plan Fund to install or upgrade fire alarm and sprinkler systems in 20 group homes operated for the Division of Developmental Disabilities, including Community Living and Supports and Behavioral Health Services. This builds upon the existing \$1.5 million of proceeds in the Rhode Island Capital Plan Fund spent prior to FY 2021.

Hospital Reorganization

The Governor recommends \$9.2 million from Certificates of Participation authorized by the 2018 Assembly to finance the modernization of the Eleanor Slater Hospital (primarily at the Regan Building) in FY 2020 - FY 2022 to improve the quality of care and gain operational efficiencies. Completion of the Regan Building project will improve hospital facilities and services, bring an older facility into compliance with modern hospital standards and enhance the delivery of care and patient services. The additional funding is required to finance asset protection, temporary patient relocation, and programmatic capital requirements for the hospital. The renovations are a necessary part of the action plan Eleanor Slater Hospital submitted to the Centers for Medicare & Medicaid Services and The Joint Commission which addresses the accommodation of patients relocating from Adolph Meyer to the 6th floor of Regan, as well as ligature risk remediation work needed to be performed with an estimated total cost of \$7.9 million.

Information Technology Investment Fund

The Governor recommends expenditures of \$16.4 million in restricted receipts from the Information Technology Investment Fund, \$25.0 million from the Internal Service Fund, and \$4.7 million from federal funds during FY 2021 - FY 2026. This fund serves as the long-term strategic funding source for information technology upgrades and infrastructure investments by state agencies. The fund was established by the 2011 General Assembly and is supported by cash inflows from the sale of state real properties and equipment, federal awards, private donations, and state appropriations pursuant to R.I.G.L. § 42-11-2.5. The Project Management Office (PMO) under the direction of the Division of Enterprise Technology Strategy and Service, administers the review, selection, and monitoring of potential projects through the governance process to provide for orderly and equitable disbursements from the fund. The Internal Service Fund is utilized for enterprise system enhancements which have the opportunity to recover a share of the cost from non- general revenue sources (federal, restricted, other) as the asset is depreciated. The Department of Health has received a \$4.1 million federal award for the purpose of implementing the Vital Records Information System.

Medical Examiner's Office

The Governor recommends \$5.0 million of the RI Capital Plan Fund and \$3.5 million in federal funds for the purchase of a new Medical Examiner's Office building. This project would fund the buildout to make that space work for the specialized teams.

Mental Health Community Facilities Asset Protection

The Governor recommends financing \$1.7 million in from the RI Capital Plan Fund and \$182,746 of available General Obligation proceeds in FY 2021 - FY 2026 for maintenance and repairs to 25 group homes and 8 outpatient facilities. This builds upon the existing \$446,562 of proceeds in the Rhode Island Capital Plan Fund spent prior to FY 2021. The funds are used to maintain the physical structure and make emergency repairs, including roofs, siding, windows, HVAC systems, emergency generators, individual sewage disposal systems, water wells, flooring, and kitchen and bathroom renovations.

Old State House

The Governor recommends financing \$2.0 million in FY 2021 – FY 2026 from the RI Capital Plan Fund to complete masonry, window, roof, and bathroom repairs. The Old State House is located on Benefit Street in Providence. The building is currently occupied by the Rhode Island Historical Preservation and Heritage Commission.

Pastore Center Building Demolition

The Governor recommends financing \$3.0 million in FY 2021 – FY 2024 from the RI Capital Plan Fund for the demolition of vacated buildings at the Pastore Government Center. This is in addition to \$4.0 million spent prior to FY 2021 from the RI Capital Plan Fund.

Pastore Electric Utilities Upgrade

The Governor recommends financing \$2.4 million from the RI Capital Plan Fund in FY 2021 - FY 2026 for upgrades to the utility infrastructure at the Pastore Government Center, which include a power plant transformer, overhead powerlines, and electrical switches.

Pastore Medical Buildings

The Governor recommends financing \$2.0 million from the RI Capital Plan Fund in FY 2023 - FY 2026 for medical building asset protection, which will address various code, HVAC, lighting, exterior envelope improvements, and other structural deficiencies.

Pastore Non-Medical Buildings

The Governor recommends financing \$25.7 million in RI Capital Plan Fund expenditures in FY 2021 - FY 2026 to finance Pastore Campus non-medical asset protection, which includes remediation of water infiltration issues, elevator replacement, repair of concrete walkways, HVAC system upgrades, replacement of water fountains, exterior masonry work, window restoration, and other design, renovation, and construction projects.

Pastore Power Plant Rehabilitation

The Governor recommends financing \$2.0 million for the Pastore Center Power Plant Rehabilitation project in FY 2021 - FY 2022. \$1.7 million will be financed from the RI Capital Plan Fund, while \$300,000 and \$404,594 will be financed from restricted receipts and remaining Certificate of Participation issued proceeds, respectively. The Pastore Government Center has a central power plant with the capability to co-generate electricity. This is in addition to \$5.5 million spent prior to FY 2021. This project includes the installation of a redundant deaerator tank, replacement of aged steam piping, pump renewal, and repairs to steam turbines.

Pastore Utility Systems Water Tanks and Pipes

The Governor recommends financing \$1.3 million from the RI Capital Plan Fund in FY 2021 - FY 2026 to enhance the water supply and distribution system of the underground water supply pipe network at the Pastore Government Center. Cleaning and replacing select underground lines will continue.

Replacement of Fueling Tanks

The Governor recommends financing \$2.9 million in FY 2021 – FY 2026 from the RI Capital Plan Fund for the replacement of fuel tanks at numerous properties. The State owns and operates 15 fueling stations for state-owned vehicles. Underground tanks should be replaced after fifteen years of use.

Rhode Island Convention Center Asset Protection

The Governor recommends financing \$19.5 million from the RI Capital Plan Fund in FY 2021 - FY 2026 for repairs and maintenance to the Convention Center. These asset protection expenditures include roof replacement, electrical, common area improvements, parking garage improvements, elevator, and escalator replacement. As the facility continues to age, proactive maintenance is required to maintain the asset and ensure the safety of staff and attendees.

Security Measures/State Buildings

The Governor recommends financing \$3.1 million in FY 2021 – FY 2026 from the RI Capital Plan Fund for security measures within state-owned buildings. Projects will address physical security vulnerabilities, inadequate illumination of entry points, and parking areas. This financing is in addition to \$1.5 million spent on security measures prior to FY 2021.

Shepard Building

The Governor recommends financing \$8.1 million in FY 2021 – FY 2026 from the RI Capital Plan Fund for asset protection of the Shepard Building, including elevator maintenance, roof replacement, and protection of the iron façade along the outside of the building.

South County Groundwater Site Acquisition

The Governor recommends financing \$3.3 million in FY 2021 - FY 2023 from P.L. 2004, Ch. 595 General Obligation bond proceeds to preserve and protect valuable groundwater resources in the State through the purchase of wellhead lands and development rights to such sites in order to assure the future availability of water and water independence.

State House Renovations

The Governor recommends financing \$9.9 million in FY 2021 – FY 2026 from the RI Capital Plan Fund for the continuing renovation and rehabilitation of the Rhode Island State House. The plan includes HVAC repairs and improvements to the Speaker of the House wing, Senate President wing, and the Joint Committee on Legislative Services space. Additional projects include improvements to grounds and walkways, replacement of the Kemper roof, and asset protection. This is in addition to the \$11.6 million of proceeds from the RI Capital Plan Fund spent prior to FY 2021.

State Office Building

The Governor recommends financing \$6,000,000 million in FY 2021 – FY 2026 from the RI Capital Plan Fund for boiler repairs and ongoing asset protection for the State Office Building which is currently occupied by the Rhode Island Department of Transportation.

State Office Reorganization and Relocation

The Governor recommends financing \$3.0 million from the RI Capital Plan to redesign State Office buildings in FY 2021 – 2024. The financing will provide more efficient work spaces for State workers, creating a more modernized, collaborative, and productive work environment. This effort involves redesigning office space; moving personnel; and relocating storage to alternative sites. This is in addition to the \$2.0 million of proceeds from the RI Capital Plan Fund spent prior to FY 2021.

Statewide Emergency Water Systems Interconnections

The Governor recommends \$890,912 from issued General Obligation bond proceeds authorized under P.L. 2004, Ch. 595 in FY 2021 - FY 2023 to establish emergency interconnections between the State's thirty large water systems and other systems. Interconnections are determined dependent on the ease of redundancy, quality, and quantity of water as well as the benefits to the health and safety of one or more systems.

Statewide Facility Master Plan

The Governor recommends financing \$1.2 million in FY 2021 – FY 2025 from the RI Capital Plan Fund for a comprehensive statewide real estate evaluation of Executive Branch property. The project includes funding for a Pastore Center Master Plan, as well as a feasibility study for the reuse of 2 Capitol Hill. This plan will allow the Division of Capital Asset Management and Maintenance to prioritize and plan future capital improvements, address deferred maintenance issues, and make financially sound decisions regarding investments in state-owned buildings.

Substance Abuse Group Homes Asset Protection

The Governor recommends financing \$2.1 million in FY 2021 – FY 2026 from the RI Capital Plan Fund for substance abuse group home asset protection projects. This builds upon the \$424,655 of proceeds under the RI Capital Plan Fund spent prior to FY 2021. Projects include general renovations to state-owned substance abuse facilities to include remodeling for ADA compliance, replacement of roofs, HVAC systems, and emergency repairs.

Veterans' Auditorium

The Governor recommends financing \$1.3 million from the RI Capital Plan Fund in FY 2022 - FY 2026 for renovations to the Veterans' Memorial Auditorium. The renovations include HVAC replacement in the Auditorium gallery, replacement of the Auditorium seating, LED stage lighting upgrades, and general asset protection projects.

Washington County Government Center

The Governor recommends financing \$3.2 million from the RI Capital Plan Fund in FY 2021 - FY 2026 for HVAC repairs and upgrades and general asset protection funding.

William Powers Building

The Governor recommends financing \$13.1 million in FY 2021 – FY 2026 from the RI Capital Plan Fund for the continuing renovation of the William Powers building. The William Powers building houses the Departments of Administration and Revenue, and other ancillary operations of boards and commissions. Planned projects include HVAC upgrades, bathroom renovations, window and envelope repairs, and elevator renovations.

Zambarano Long Term Care Facility

The Governor recommends \$64.9 million to construct a new licensed long term care facility on the Zambarano campus in FY 2021 – FY 2024. Rhode Island is the only state in the U.S. still operating under this model of care without a stand-alone state psychiatric hospital. This proposal ensures that Rhode Island meets healthcare delivery best practices by treating individuals with much shorter lengths of stay, shifting treatments to comprehensive mental health services in the community rather than restrictive settings. The Governor recommends \$53.6 million in new Certificates of Participations to be issued along with \$11.3 million in previously issued available proceeds to finance the project.

Zambarano Utilities and Infrastructure

The Governor recommends financing \$1.4 million in FY 2021 – FY 2024 from the RI Capital Plan Fund to facilitate asset protection for buildings, equipment, road, parking, open space, and utilities at the Zambarano Campus in Burrillville. This multi-year project will make the repairs necessary to ensure the reliability of the campus infrastructure, to include the domestic water supply, the wastewater disposal system, the steam heat, and the electricity provided to the buildings that house institutional patients on the campus.

Department Of Business Regulation

The primary function of the Department of Business Regulation is to implement state laws mandating the regulation and licensing of designated businesses, professions, occupations and other specified activities. The Department is comprised of seven divisions and Central Management, which includes the budget, regulatory standards, compliance and enforcement. The Department also houses other commissions including the Real Estate Commission, Real Estate Appraisal Board, Rhode Island Board of Accountancy, the Certified Constables' Board, and the Racing and Athletics Hearing Board. The Office of the Fire Marshal oversees the Fire Training Academy. The Office of the Fire Marshal was moved to the Department in FY 2019.

Capital Spending by Agency and Financing Source

Department Of Business Regulation									
Pre-FY 2021 Through Post-FY 2026									
(thousands of dollars)									

Funding Source Name	Pre-FY 2021	FY 2021	FY 2022	FY 2023	FY 2024	FY 2025	FY 2026	Post-FY 2026	Total Capital
RI Capital Plan Fund	4,540	-	100	100	100	100	100	-	5,040
Total:	4,540	-	100	100	100	100	100	-	5,040

State Fire Marshal - Asset Protection

The Governor recommends \$500,000 from the RI Capital Plan Fund in FY 2022 - FY 2026 to finance asset protection work in the Office of the State Fire Marshal buildings. Upcoming projects include carpet cleaning, replacement of air and system filters, and painting work.

Executive Office Of Commerce

The Executive Office of Commerce was established February 1, 2015 to oversee and serve as the lead agency of the Executive Branch for managing the promotion of commerce and the state's economy. This Office implements economic development initiatives and programs that seek to create opportunity for all Rhode Islanders. The Office of Housing and Community Development, which is comprised of the staffing and operations of the Housing Resources Commission (HRC) and the Office of Community Development, administers the federal Community Development Block (CDBG) Grant and related programs. The Housing Resources Commission (HRC) is responsible for the rental assistance program, which provides housing to homeless individuals and families by non-profit homeless service providers. The Executive Office of Commerce also has power to oversee functions of the Department of Business Regulation, the Office of Health Insurance Commissioner, the Rhode Island Commerce Corporation, and the I-195 Redevelopment Commission.

Capital Spending by Agency and Financing Source

Executive Office Of Commerce									
Pre-FY 2021 Through Post-FY 2026									
(thousands of dollars)									
Funding Source Name	Pre-FY 2021	FY 2021	FY 2022	FY 2023	FY 2024	FY 2025	FY 2026	Post-FY 2026	Total Capital
Agency Funds	2,881	1,000	1,000	1,119	-	-	-	-	6,000
P.L. 2012, Ch. 241 Issued	24,959	41	-	-	-	-	-	-	25,000
P.L. 2016, Ch. 142 Issued	61,255	40,745	-	-	-	-	-	-	102,000
P.L. 2016, Ch. 142 Unissued	-	15,698	16,530	1,508	1,508	658	450	1,650	38,000
P.L. 2020, Ch. 80 - Unissued	-	-	33,500	61,300	29,200	5,000	-	-	129,000
Revenue Bonds	-	9,000	3,774	-	-	-	-	-	12,774
RI Capital Plan Fund	20,223	510	3,678	650	-	-	-	-	25,061
Total:	109,318	66,994	58,482	64,577	30,708	5,658	450	1,650	337,835

Executive Office Of Commerce

Affordable Housing

In March 2021, voters approved \$65.0 million of new General Obligation bonds to finance the continued investment in affordable housing. The Governor recommends \$7.5 million in FY 2022, \$30 million in FY 2023, \$22.5 million in FY 2024 and \$5.0 million in FY 2025. The new resources will build upon \$20.0 million in unissued proceeds from the 2016 authorization of General Obligation bonds to be spent over FY 2021 to FY 2022. This is in addition to the \$44.9 million of issued proceeds that has been spent prior to FY 2021, authorized in 2016 and 2012. These investments support affordable housing opportunity programs through the redevelopment of existing structures and new construction.

I-195 Commission

The Governor recommends financing a total of \$1.7 million in FY 2021 through FY 2023 from the RI Capital Plan Fund for development of the I-195 surplus land pursuant to the I-195 Redevelopment Act of 2011. The Governor recommends \$510,000 in FY 2021, \$578,000 in FY 2022, and \$650,000 in FY 2023. This is in addition to the \$2.2 million of proceeds from the RI Capital Plan Fund prior to FY 2021. The financing will continue to be utilized for engineering, design- review, legal work for ongoing and prospective deals, and the design and construction of additional park infrastructure enhancements.

I-195 Park Improvements

In March 2021, voters approved \$4.0 million in new General Obligation bonds to finance the construction of park infrastructure enhancements adjacent to the Providence River Pedestrian Bridge in the I-195 District. The Governor recommends \$1.0 million in FY 2022, \$2.3 million in FY 2023, and \$700,000 in FY 2024. The Commission will construct park infrastructure enhancements, including a pavilion for food and beverage service, enhanced infrastructure, office space, and a small storage facility. The additions will help the Commission to create a vibrant and attractive open space in the I-195 District that can be a destination for all Rhode Islanders.

Industrial Site Development

In March 2021, voters approved \$40.0 million of new General Obligation bonds to finance industrial site development. The funds will be allocated competitively for the purpose of preparing sites for the development of facilities related to manufacturing, assembly, distribution, and other job-producing commercial activities.

Innovation Centers

The Governor recommends \$18.1 million in General Obligation bond financing in FY 2021 - FY 2026 to support additional business collaborations with higher education institutions, where cutting-edge research will be developed into new products, services, and businesses. \$250,000 was spent prior to FY 2021. Project funding was authorized by voters in 2016. The Innovation Centers program is in the process of negotiating final agreements with selected teams. The program has previously obligated financing to several projects, including the RI Innovation Hub and Accelerator, the University of Rhode Island & Arizona State University Innovation Hub, and the RI Agricultural Technology Park.

Port of Davisville Modernization

The Governor recommends \$20.0 million in General Obligation bond proceeds from FY 2022 – FY 2024 to finance modernization, expansion, and improvements to the Port of Davisville. Approved by the voters in March 2021, these funds will support the expansion of Quonset Point Business Park waterfront with channel dredging and construction of a new pier for ocean transport barges.

ProvPort

The Governor recommends financing \$20.0 million in FY 2021 from the 2016 General Obligation bond authorization to increase terminal capacity at the Port of Providence, specifically by financing the acquisition of up to 25 acres of land located between Allens Avenue in the City of Providence and the Providence River. This complements the \$28,808 of proceeds under P.L. 2016 Ch 142 prior to FY 2021. Once acquired and improved, the State of Rhode Island anticipates leasing the land to ProvPort, the City of Providence's current port operator. ProvPort, in turn, will enter into subleases with one or more private terminal operators. Those entities will make private investments in their terminal operations as well as pay fees to ProvPort for the land they lease. The State will share in the gross revenues, including sublease payments, generated from the expanded port area. The State will also realize additional income taxes from expanded employment.

Quonset Industrial Park Renovations

The Governor recommends \$3.1 million in FY 2022 from the RI Capital Plan Fund to finance various infrastructure improvements at the Park, such as road infrastructure improvements, including increasing roadway crossings capacity for heavier shipping, electrical system, and gas and sewer line relocation, in preparation for potential future expansion and additional development. This builds upon the \$8.0 million of issued proceeds under the RI Capital Plan Fund spent prior to FY 2021.

Quonset Point/Davisville Pier

The Governor recommends \$34.9 million in FY 2021 - FY 2023 to finance improvements at the Port of Davisville. The Port of Davisville has two piers (Pier One and Pier Two), each with one primary Roll-on Roll-off berth. Both piers are significantly older than their expected useful lives. The aging of the port infrastructure has created conditions that are impacting operating parameters and could influence future business decisions of its users. Pier Two is comprised of land fill placed in Narragansett Bay supported along its edges by a retaining wall and requires repairs more urgently than Pier One. Quonset has put forth a plan to extend and rehabilitate Pier Two by building an east extension and installing a sheet pile bulkhead. Although other, more robust options were considered, this option is most sensible as it is cost effective and will allow for continued operations at the Port. In order to build the improvements and continue operations, the east berth of Pier Two will need to be extended to accommodate docking and unloading of a car carrier. By adding a pier extension to Pier Two, Quonset can sequence the repairs without impacting the Port's ability to service customers while repairs are under way. Ultimately, the added berth at Pier Two could also replace the berth at Pier One if needed. The Governor recommends \$12.8 million in revenue bonds, \$3.1 million in agency funds, and \$19.0 million in General Obligation bond proceeds authorized by P.L. 2016, Ch. 142 to complete this project. This funding in addition to \$10.0 million from the RI Capital Plan Fund, \$2.9 million of agency funds, and \$31.0 million of bond proceeds spent prior to FY 2021. The financing will fund infrastructure projects that will support the continued growth and modernization at the Port of Davisville. These projects will position Davisville to accommodate offshore wind project cargo and logistics staging while continuing to support the Port's existing businesses.

Urban Revitalization and Blight Remediation

The Governor recommends \$40,892 in FY 2021 in General Obligation bond proceeds from the 2016 bond authorization to provide funding for the improvement of properties that are blighted or in need of revitalization, including residential and commercial properties and public and community spaces. This is the remaining balance of the issued proceeds; \$10.0 million was spent prior to FY 2021.

Secretary Of State

One of the five general officers subject to voter election, the Secretary of State administers all activities of the Office as prescribed by the Rhode Island Constitution and state law. As the custodian of state records, the Office has a vital role in providing the public with basic information about the workings of state government and consists of six divisions and one internal service fund. Divisions of the Secretary of State include Administration, Corporations, Elections and Civics, Public Information, State Archives, and the Record Center.

Capital Spending by Agency and Financing Source

Secretary Of State
Pre-FY 2021 Through Post-FY 2026
 (thousands of dollars)

Funding Source Name	Pre-FY 2021	FY 2021	FY 2022	FY 2023	FY 2024	FY 2025	FY 2026	Post- FY 2026	Total Capital
RI Capital Plan Fund	-	-	-	170	-	-	-	-	170
Total:	-	-	-	170	-	-	-	-	170

Election Equipment

The Governor recommends \$170,000 in RI Capital Plan Fund financing in FY 2023 for election equipment for the Secretary of State. This equipment will include new Automark tables to replace damaged ones, voting booths to meet capacity requirements, and accessibility equipment to support the 2022 General Election.

Public Utilities Commission

Comprised of two distinct regulatory bodies, the Division of Public Utilities and Carriers and the Public Utilities Commission, the Public Utilities Commission serves as a quasi-judicial tribunal with jurisdiction, powers, and duties to implement and enforce the standards of conduct for all public utilities and common carriers of property and persons. Both divisions also hold hearings and investigations involving rates, tariffs, tolls, and charges.

Additionally, while the Commission exercises jurisdiction over the sites of potential energy facilities, the Division of Public Utilities and Carriers supervises and regulates Community Antenna Television Systems (CATV), transactions between public utilities and affiliates, as well as public utility debt and equity issuances.

Capital Spending by Agency and Financing Source

Public Utilities Commission
Pre-FY 2021 Through Post-FY 2026
 (thousands of dollars)

Funding Source Name	Pre-FY 2021	FY 2021	FY 2022	FY 2023	FY 2024	FY 2025	FY 2026	Post-FY 2026	Total Capital
Restricted Receipt Funds	300	300	200	100	100	50	-	-	1,050
Total:	300	300	200	100	100	50	-	-	1,050

Electronic Business Portal

The Governor recommends \$250,000 in restricted receipts in FY 2021 to finance the development of an Electronic Business Portal (EBP). \$250,000 was also appropriated for this use in FY 2020. The EBP will simplify how outside entities and the public do business with the agency, improve transparency for the public, streamline docket filings, and free up staff for other high-level assignments. The EBP will have three main elements: an electronic filing notification system for entities that have matters before the agencies and members of the public who want notification of agency actions; a searchable portal for the public and internal employees to access these filings and related data; and a workflow management system for internal employees.

Public Utilities Commission Asset Protection

The Governor recommends \$500,000 in restricted receipts in FY 2021 - FY 2025 to finance asset protection projects at the Public Utilities Commission headquarters at 89 Jefferson Boulevard. Projects include handicapped railings and ramps replacement, exterior windows replacement, roof membrane replacement, and pavement resurfacing. The restricted receipts are assessments on Rhode Island utility companies.

Health and Human Services

**Department of Children, Youth and Families
Department of Health
Behavioral Healthcare, Developmental Disabilities and Hospitals
Department of Human Services**

Department Of Children, Youth, And Families

The Department of Children, Youth and Families provides services to children and youth, both directly and in partnership with private sector agencies. A number of state and privately-owned facilities are used to provide these services. The Department is responsible for facilities at the Rhode Island Training School for Youth at the Pastore Center, the Groden School on Cowesett and Mt. Hope Avenues, and the building occupied by the North American Family Institute.

In the past, the Department’s Capital Improvement Plan has primarily focused on the construction and repair needs of the Rhode Island Training School for Youth. Projects at the Training School, many of which were mandated by court order, have included the renovation of the Youth Correctional Center, the construction of a new school building, and the installation of an air conditioning system and additional fencing. In FY 2009, the Thomas C. Slater Training School opened, and the old facility was vacated by the Department.

Capital Spending by Agency and Financing Source

Department Of Children, Youth, And Families
Pre-FY 2021 Through Post-FY 2026
(thousands of dollars)

Funding Source Name	Pre-FY 2021	FY 2021	FY 2022	FY 2023	FY 2024	FY 2025	FY 2026	Post- FY 2026	Total Capital
Certificates of Participation New	-	-	2,000	10,000	5,000	-	-	-	17,000
Federal Funds	-	-	1,300	6,500	3,200	-	-	-	11,000
RI Capital Plan Fund	2,285	1,188	250	2,000	2,000	250	250	250	8,473
State Fleet Replacement Fund	-	-	809	367	-	-	-	-	1,176
Total:	2,285	1,188	4,359	18,867	10,200	250	250	250	37,649

Department Of Children, Youth, And Families

Comprehensive Child Welfare Information System

The Governor recommends \$28.0 million to replace the Rhode Island Children's Information System (RICHIST) with a new comprehensive child welfare information system in FY 2021 - FY 2023. The existing RICHIST system is a 20-year-old client-server data system written in PowerBuilder, an obsolete system. The recommendation assumes about 40% of the financing will be available from federal resources, or \$11.0 million, and 60% of the financing, or \$17.0 million, is requested from a new authorization of Certificates of Participation.

DCYF Fleet

The Governor recommends \$1.2 million from the State Fleet Revolving Loan Fund in FY 2022 and FY 2023 to finance the purchasing of 61 zero-emission vehicles that will replace existing high-mileage cars and minivans used by caseworkers. These vehicles will make use of new electric vehicle charging infrastructure installed at state buildings throughout Rhode Island.

Training School Asset Protection

The Governor recommends funding of \$1.7 million in FY 2021 - FY 2026 from the RI Capital Plan Fund. This builds upon the \$2.2 million of proceeds from the RI Capital Plan Fund spent prior to FY 2021. This project includes funding for various repairs and improvements to the RI Training School for Youth. Repairs and improvements include the resolution of leak issues and structural issues.

Training School Generators

The Governor recommends \$717,000 from the RI Capital Plan Fund to finance the purchase and installation of an energy generator at the Rhode Island Training School in FY 2021. This builds off the \$63,740 of proceeds in the RI Capital Plan Fund spent prior to FY 2021. In the event of a power failure at the Youth Assessment Center, the generator would serve as life safety equipment. As a secure residential facility, it requires working HVAC and mechanical systems. In an emergency the generator would also power lights and security systems.

Training School Redesign

The Governor recommends \$3.5 million in FY 2023 - FY 2024 to finance the redesign of the Rhode Island Training School from the RI Capital Plan Fund. This funding will be used to redesign a module at the training school for updates and reconfigurations.

Department Of Health

The Department of Health (DOH) operates several facilities. The Cannon Building on Capitol Hill houses administrative functions. The Chapin Building houses the Laboratory at 50 Orms Street in Providence. In 2020, the State purchased a new facility for the Office of the Medical Examiner, located at 900 Highland Corporate Drive in Cumberland. This office had also been located at the Chapin Building. Of these properties, most are managed by the Division of Capital Asset Management and Maintenance (DCAMM) under the Department of Administration (DOA), though DOH has responsibility for specialized equipment and vehicles that support the programs. The mission of the Laboratory is to provide accurate, timely, and effective laboratory services for public health, environmental protection, and forensic science purposes. Key program functions include early detection and identification of infectious diseases, identification and measurement of environmental contaminants, and the characterization of evidence collected at crime scenes. Services are provided to state municipal agencies, health care providers, and individuals in support of public health and safety goals.

Capital Spending by Agency and Financing Source

Department Of Health									
Pre-FY 2021 Through Post-FY 2026									
(thousands of dollars)									
Funding Source Name	Pre-FY 2021	FY 2021	FY 2022	FY 2023	FY 2024	FY 2025	FY 2026	Post-FY 2026	Total Capital
Federal Funds	-	2,127	419	360	360	97	140	-	3,503
Information Technology Investment Fund	-	228	47	40	40	11	16	-	381
RI Capital Plan Fund	399	200	600	400	400	400	400	-	2,799
Total:	399	2,555	1,066	800	800	508	556	-	6,683

Department Of Health

Laboratory Medical Equipment Fund

The Governor recommends \$2.4 million in financing from the RI Capital Plan Fund for replacement of laboratory equipment at the Department of Health's State Health Laboratory from FY 2021 – FY 2026. Much of the agency's equipment is beyond its useful life, obsolete, or no longer supported by the manufacturer. In order to provide necessary testing services in the State Health Laboratory, this equipment must be replaced in a timely fashion.

OSME Truck Replacement

The Governor recommends \$75,054 of federal funds in FY 2021 to replace two customized trucks used by the State Medical Examiner's Office (OSME). The trucks currently in use each have odometer readings of approximately 100,000 miles, are both over nine years old and nearing the end of their useful life.

Vital Records Electronic System

The Governor recommends \$380,887 of the Information Technology Investment Fund (ITIF) and \$3.4 million of federal funding in FY 2021 - FY 2026 to enhance the State's statewide vital records system for births, marriages, deaths and other events. This project finances the implementation and maintenance of the Electronic Registration System.

Behavioral Healthcare, Developmental Disabilities And Hospitals

The Department of Behavioral Healthcare, Developmental Disabilities and Hospitals (BHDDH) provides grants through its capital program to regional centers that serve mentally ill and developmentally disabled clients. In addition, the Department is responsible for all substance abuse prevention and treatment programs through a community-based network of residential and outpatient treatment facilities, owned by state and private providers. These facilities are in various communities throughout Rhode Island, including on the grounds of the Pastore Campus in Cranston.

Capital Spending by Agency and Financing Source

Behavioral Healthcare, Developmental Disabilities And Hospitals

Pre-FY 2021 Through Post-FY 2026

(thousands of dollars)

Funding Source Name	Pre-FY 2021	FY 2021	FY 2022	FY 2023	FY 2024	FY 2025	FY 2026	Post- FY 2026	Total Capital
P.L. 1990, Ch. 434 - Issued	6,401	47	-	-	-	-	-	-	6,448
RI Capital Plan Fund	4,284	400	400	400	100	100	100	-	5,784
Total:	10,685	447	400	400	100	100	100	-	12,232

Behavioral Healthcare, Developmental Disabilities And Hospitals

DD Residential Support

The Governor recommends financing \$600,000 in FY 2021 – FY 2026 from the RI Capital Plan Fund and \$47,357 of issued General Obligation proceeds to finance capital equipment and furniture for individuals with developmental disabilities at State-owned facilities.

Hospital Equipment Asset Protection

The Governor recommends \$900,000 from the RI Capital Plan Fund in FY 2021 - FY 2023 for the replacement of hospital equipment including replacing radiology, respiratory, and dietary system hardware necessary for the equipment to operate and maintain hospital records.

Department Of Human Services

The Department of Human Services continually rehabilitates fixed assets essential to providing basic and specialized services to needy individuals and families. The current Capital Improvement Plan focuses primarily on infrastructural improvements at the facilities operated by the Division of Veterans' Affairs. These include the Veterans' Home in Bristol and the Veterans' Memorial Cemetery in Exeter. Most of these projects are financed via the Veterans' Home restricted receipt account, established pursuant to R.I.G.L. § 35-24-10.

Capital Spending by Agency and Financing Source

Department Of Human Services
Pre-FY 2021 Through Post-FY 2026
 (thousands of dollars)

Funding Source Name	Pre-FY 2021	FY 2021	FY 2022	FY 2023	FY 2024	FY 2025	FY 2026	Post- FY 2026	Total Capital
Federal Funds	60,730	772	586	1,422	1,527	132	137	-	65,306
P.L. 2012, Ch. 241 Issued	31,097	2,403	-	-	-	-	-	-	33,500
P.L. 2016, Ch. 142 Issued	27,000	-	-	-	-	-	-	-	27,000
P.L. 2020, Ch. 80 - Unissued	-	-	5,000	5,000	5,000	-	-	-	15,000
Restricted Receipt Funds	170	76	80	-	-	-	-	-	326
RI Capital Plan Fund	1,424	165	895	965	1,665	915	665	-	6,694
Total:	120,421	3,416	6,561	7,387	8,192	1,047	802	-	147,826

Department Of Human Services

Blind Vending Facilities

The Business Enterprises Program of the Office of Rehabilitation Services operates fifteen Blind Vending Facilities, which are managed exclusively by legally blind individuals. The facilities are located within state-, local-, or federally-owned or occupied properties, and significant convenience to both governmental employees and the public-at-large. They also provide a source of meaningful employment to the client-entrepreneurs. The Governor recommends financing of \$990,000 from the RI Capital Plan Fund for FY 2021 - FY 2026.

Crypt Installation/Cemetery Expansion

The Governor recommends \$1.8 million from the RI Capital Plan Fund for the construction of a new maintenance facility at the Veterans' Memorial Cemetery and \$3.8 million of federal funding, and \$76,000 from restricted receipts in FY 2021 - FY 2025 for the crypt at the Rhode Island Veterans' Memorial Cemetery (RIVMC). The casketed fields at the RIVMC would be at capacity by the end of 2027 and a new pre-placed crypt section must be in operation prior to that time to service veterans and their eligible dependents. The federal grant will be distributed by the National Cemetery Administration Veterans' Cemetery Grant Program.

Early Childhood Care and Education Capital Fund

The Governor recommends \$15.0 million from a new General Obligation bond issuance approved by voters in March 2021, during FY 2022 - FY 2024 to finance the Early Childhood Care and Education Capital Fund. The new Fund enables physical improvements to and development of licensed early childhood care and education facilities. Quality early childhood education and child care is necessary for a robust economy in support of parents in the workplace and as foundation to the academic success of Rhode Island's children. In 2019, only 20% of the physical space licensed for the State's four-year-old population meets the State definition of quality, and there are eighteen (18) cities and towns that do not have any quality infant/toddler care options. These funds will support greater access to safe, high-quality early learning opportunities for Rhode Island children.

MIS System Replacement

The Governor recommends \$822,000 in federal funds from FY 2021 - FY 2026 to finance the acquisition of a replacement Management Information System for the RI Office of Rehabilitation Services (ORS).

ORS must move to replace the current system with one that is Workforce Innovation and Opportunity Act (WIOA) compliant. This replacement system is expected to be an "off the shelf" product that at inception will be substantially compatible with business practices and regulatory requirements of this Agency.

RI Veterans' Memorial Cemetery Walkways

The Governor recommends \$80,000 from restricted receipts in FY 2022 to finance the construction of a second row of Memorial Walkway Border Panels to adjust for increased demand of Memorial Wall engravings.

Veterans' Home Asset Protection

The Governor recommends \$2.3 million from FY 2022 - FY 2026 from the RI Capital Plan Fund to finance investments needed to protect the Veterans' Home residents moving into the new facility and to upgrade the existing facilities. The asset protection funding will allow the Office of Veterans' Affairs to address facility issues as they arise, extending the life of the facility.

Veterans' Home New Construction

The Governor recommends \$2.4 million in FY 2021 from 2012 General Obligation bond proceeds to finance the demolition of the old Veterans' Home facility and installation of an exercise park. \$118.7 million was spent prior to FY 2021 for the construction of the new building.

Education

**Department of Elementary and Secondary Education
Office of the Postsecondary Commissioner
University of Rhode Island
Rhode Island College
Community College of Rhode Island
Council on the Arts
Atomic Energy Commission
Historical Preservation and Heritage Commission**

Elementary And Secondary Education

The Department of Elementary and Secondary Education (RIDE) is responsible for the repair, renovation, and improvement of fixed assets utilized by departmental administration, the career and technical education system, and the School for the Deaf. This system includes seven regional career and technical schools operated by the local school districts, and three state-operated facilities: the Rhode Island School for the Deaf, the Davies Career and Technical School, and the Metropolitan Career and Technical School. The Department's administrative program, the Administration of Comprehensive Education Strategy (ACES), is housed in the Shepard Building in downtown Providence.

Capital Spending by Agency and Financing Source

Elementary And Secondary Education
Pre-FY 2021 Through Post-FY 2026
 (thousands of dollars)

Funding Source Name	Pre-FY 2021	FY 2021	FY 2022	FY 2023	FY 2024	FY 2025	FY 2026	Post- FY 2026	Total Capital
G.O. New Referenda	-	-	-	-	50,000	50,000	50,000	100,000	250,000
P.L. 2018, Ch. 47 Issued	34,189	65,811	-	-	-	-	-	-	100,000
P.L. 2018, Ch. 47 Unissued	-	-	75,000	75,000	-	-	-	-	150,000
RI Capital Plan Fund	8,921	975	2,565	6,775	2,575	2,575	825	250	25,461
Total:	43,110	66,786	77,565	81,775	52,575	52,575	50,825	100,250	525,461

Elementary And Secondary Education

Davies Career and Tech. School Asset Protection

The Governor recommends \$2.8 million in financing from the RI Capital Plan Fund in FY 2021 - FY 2026 for continuation of asset protection at Davies Career and Technical School. This project represents a continuation of financing for asset protection from FY 2008 onwards. The current asset protection recommendation includes financing for ADA compliance projects, health and safety upgrades, modular building upgrades, and replacement of the phone system.

Davies Career and Tech. School HVAC

The Governor recommends \$2.3 million in financing from the RI Capital Plan Fund in FY 2021 - FY 2023 for repair/replacement of the HVAC system at Davies Career and Technical School. The HVAC systems at Davies are approximately 30 years old, causing air quality, ventilation, and heating and cooling issues. Repair and replacement of the systems is necessary to provide code-compliant heating, cooling, and ventilation for the school.

Davies Healthcare Classroom Improvements

The Governor recommends \$5.0 million in financing from the RI Capital Plan Fund for improvements to the healthcare learning facilities at Davies Career and Technical School. The Health Careers program at Davies is the most popular program and is currently housed in a modular building that has reached the end of its useful life. The school has requested funding to replace the building. The Governor recommends \$500,000 in financing in FY 2022 and \$4.5 million in financing in FY 2023.

Met Center Roof Replacement

The Governor recommends \$4.0 million in financing from the RI Capital Plan Fund in FY 2023 – FY 2025 for replacement of roofs for various buildings at different campuses of the Metropolitan Regional Career and Technical Center. The replacements will occur at the Peace Street and Public Street campuses of the Met School, both of which have roofs that have exceeded their lifespan. Roof replacements are necessary to mitigate the damage to insulation, structure, and property caused by consistent active leaks. This project is proposed in phases to accommodate construction during the summers between academic years.

Met School Asset Protection

The Governor recommends \$1.5 million in financing from the RI Capital Plan Fund for continuation of asset protection at the Metropolitan Regional Career and Technical Center from FY 2021 – FY 2026. The Met School has three campuses across the state, all of which are aging and need significant upgrades and repairs. The proposed projects include ADA compliance upgrades, safety code upgrades, painting, carpet replacement, general repairs, furniture replacement, and erosion control. Most of these projects are slated to occur at the Gallagher Building in Newport, which was not designed as an educational facility and requires substantial updates to make it suitable to perform as such. Some problems have been ameliorated by the purchase of the East Bay building, but many problems are still outstanding. The Governor's financing recommendation includes \$250,000 in each year through FY 2026.

School Construction Bond

The Governor recommends \$300.0 million in General Obligation bond financing for school construction and renovation projects from FY 2021 – FY 2026. These funds represent a portion of \$500.0 million in bond proceeds, both issued and unissued, from a 2018 ballot referendum and a planned 2022 ballot referendum. This recommendation is a response to a report by the Rhode Island Schools Task Force, which found \$2.2 billion in deficiencies in schools, \$628.0 million of which were related to health and safety. Funds from other sources, including local sources, will combine to fund \$1.0 billion in school construction and renovation projects. The recommendation includes spending of \$150.0 million from FY 2021 – FY 2022 in unissued bond proceeds and \$150.0 million in bond proceeds from a potential new referendum from FY 2024 – FY 2025. \$100.0 million of the new total \$250.0 million bond referendum is expected to be expended beyond FY 2026.

School for the Deaf Asset Protection

The Governor recommends \$625,000 in financing from the RI Capital Plan Fund in FY 2021 – FY 2026 for continuation of asset protection at the Rhode Island School for the Deaf. The financing requested will primarily serve to complete safety and security projects at the School for the Deaf alongside regular maintenance projects. The most pressing project is installation of a new security system, which will include emergency locks, security cameras, and key-card systems, as well as improvements resolving issues with the emergency alert system. In FY 2022, \$200,000 in financing is added to the asset protection base of \$75,000 to upgrade this security system.

Office Of The Postsecondary Commissioner

The Commissioner of Postsecondary Education is the state’s higher education executive officer. In fulfilling this role, the Office of the Postsecondary Education Commissioner (OPC) works closely with the presidents of the state higher education institutions. The Office of the Post-Secondary Commissioner is located at 560 Jefferson Blvd in Warwick.

Capital Spending by Agency and Financing Source

Office Of The Postsecondary Commissioner
Pre-FY 2021 Through Post-FY 2026
(thousands of dollars)

Funding Source Name	Pre-FY 2021	FY 2021	FY 2022	FY 2023	FY 2024	FY 2025	FY 2026	Post-FY 2026	Total Capital
Certificates of Participation Issued	-	-	110	267	250	290	-	-	917
RI Capital Plan Fund	68	2,341	1,933	-	-	-	-	-	4,341
Total:	68	2,341	2,043	267	250	290	-	-	5,258

Asset Protection

The Governor recommends \$341,000 in FY 2021 from the Rhode Island Capital Plan Fund for asset protection projects at 560 Jefferson Blvd. The Division of Capital Asset Management and Maintenance has assumed responsibility for this building and commencing in FY 2022 funding has been moved to the Department of Administration.

Northern RI Education Center

The Governor recommends a total of \$3.9 million from the RI Capital Fund in FY 2021 and FY 2022 to finance the Northern RI Education Center. The intent is to replicate the public-private educational model pioneered at the Westerly Higher Education Center in the southern region of Rhode Island. The funds will be utilized to create an adult job training and workforce development site in northern Rhode Island where employers can implement workforce training programs and develop curricula in collaboration with public higher education institutions.

Nursing Education Center

The Governor recommends \$917,000 of available certificate of participation proceeds issued in 2017 during FY 2022 - FY 2025 for equipment at the Rhode Island Nursing Education Center.

University Of Rhode Island

The University of Rhode Island (URI) is the State’s flagship research university. The University is committed to enriching the lives of its students through its land, sea, and urban grant traditions. URI is the only public institution in Rhode Island offering undergraduate, graduate, and professional students the distinctive educational opportunities of a major research university. The University’s undergraduate, graduate, and professional education, research, and outreach serve Rhode Island and beyond. Students, faculty, staff, and alumni are united in one common purpose: to learn and lead together.

Capital Spending by Agency and Financing Source

University Of Rhode Island
Pre-FY 2021 Through Post-FY 2026
 (thousands of dollars)

Funding Source Name	Pre-FY 2021	FY 2021	FY 2022	FY 2023	FY 2024	FY 2025	FY 2026	Post- FY 2026	Total Capital
Certificates of Participation Issued	10,320	180	-	-	-	-	-	-	10,500
Interest Earnings	97	-	1,584	-	-	-	-	-	1,680
P.L. 2014, Ch. 145 - Issued	123,620	1,380	-	-	-	-	-	-	125,000
P.L. 2016, Ch. 142 Issued	25,331	169	-	-	-	-	-	-	25,500
P.L. 2018, Ch. 47 Issued	1,057	4,657	1,786	-	-	-	-	-	7,500
P.L. 2018, Ch. 47 Unissued	-	-	18,234	19,266	-	-	-	-	37,500
P.L. 2020, Ch. 80 - Unissued	-	-	3,279	29,085	24,936	-	-	-	57,300
Private Funding	5,386	4,643	6,892	16,396	12,107	-	-	-	45,423
Restricted Receipt Funds	150	-	-	-	-	-	-	-	150
RI Capital Plan Fund	95,440	4,464	9,900	11,350	11,494	9,276	14,830	-	156,755
RIHEBC Bonds	116,805	14,133	8,510	16,618	49,986	42,491	14,455	4,926	267,925
Third Party Financing	919	254	1,903	1,407	500	-	-	-	4,983
University/College Funds	10,358	1,325	9,165	17,189	1,670	726	-	-	40,432
Total:	389,483	31,205	61,253	111,311	100,693	52,493	29,285	4,926	780,648

University Of Rhode Island

3045 Kingstown Road Renovation

The Governor recommends a total of \$4.3 million in third-party financing and university funds for the renovation of the facility at 3045 Kingstown Road in FY 2021 - FY 2023. The building is in poor condition and requires substantial structural and interior rehabilitation. The objective is to provide office space that focuses on partnerships with the private sector. The recommendation provides for \$3.5 million in third-party funds, which come from a grant provided by Arizona State University. It also includes \$800,000 in university funds

Asset Protection

The Governor recommends \$54.0 million in FY 2021 - FY 2026 from the RI Capital Plan Fund to finance asset protection projects on the Kingston Campus. The University uses Rhode Island Capital Plan Fund monies as the principal means of financing building and utility infrastructure repair, replacements, and general renovations. URI is responsible for maintaining 312 buildings constructed over a period of 120 years, encompassing 4.6 million square feet of space.

Additionally, high-voltage electrical, water, steam, sewer, stormwater drainage, hydrant, fire alarm, pavement, and various security systems must be continually maintained and upgraded

Ballentine Hall Expansion

The Governor recommends \$17.8 million in private funding in FY 2022-FY 2024 to renovate 13,600 sq. ft. of the existing space in Ballentine Hall and build a 7,200 sq. ft. addition onto the building. Together, the renovated and expanded space will provide the following program elements to the College of Business: Student Success Center, Business Analytics and AI Lab, Business Application Prototyping Lab, Advanced Trading Lab, Corporate Partner Stations, Executive-In-Residence, Student Lounge, and a renovated building lobby.

Biological Resources Lab

The Governor recommends \$480,894 from university funds in FY 2021 to finance the construction of a new Biological Resources Lab (also referred to as the “Vivarium”) within the new College of Pharmacy building. This project addresses significant deficiencies within the Kingston campus’ current network of small animal laboratories by replacing them with a centralized, modern research facility complete with Bio Safety Level 2 laboratories, animal holding rooms, and emergency HVAC and electrical systems. Construction has been completed and the recommendation represents the final closeout costs of the project.

Combined Health & Counseling Center

The Governor recommends financing in the amount of \$36.8 million from RI Health and Education Building Corporation (RIHEBC) bonds and from University funds for the construction of a combined health and counseling center at the University of Rhode Island Kingston Campus. This center will combine both physical health and psychological services in the same building. The collocation of these services would improve the ability of the University to offer coordinated care to students. The recommendation includes \$29.0 million in RIHEBC bonds and \$7.8 million in university funds in FY 2022 - FY 2025.

Dining Distribution Center

The Governor recommends \$3.5 million in university funds financing from FY 2021 – FY 2025 for an enhancement of URI’s dining infrastructure. The original project called for an upgrade to the Hope Commons distribution center but has since expanded to include the full dining distribution infrastructure. The project would change the distribution center activities to function more as a commissary kitchen (active food preparation space) than a warehouse, as a third party has been contracted to perform warehousing duties.

Energy Conservation Phase III

The Governor recommends \$179,61 in FY 2021 from proceeds from a previously issued Certificates of Participation authorized under a Debt Management Act Joint Resolution contained in the FY 2018 Appropriations Act to finance an energy performance contract involving the multi-campus installation of LED lighting, HVAC upgrades, building weatherization, and electric sub-metering on the Kingston Campus.

Engineering – Building Renovations Phase I

The Governor recommends \$3.8 million in financing from multiple sources to renovate the engineering complex at the University of Rhode Island in FY 2021. This includes \$1.4 million in General Obligation bond proceeds, \$2.1 million in private funding, \$64,437 in third-party financing, and \$168,932 in university funds. This project involves the razing and reconstruction of buildings at the end of their life cycle on the Engineering Quadrangle, renovations to the Kirk Building, site work at the Quadrangle, and construction of a new engineering facility.

Engineering – Building Renovations Phase II

The Governor recommends \$602,388 in financing from multiple sources for Phase II of the College of Engineering new construction and renovation project at the University of Rhode Island. This includes \$168,533 million in General Obligation bond financing, \$388,353 in university funds, and \$45,502 in third-party financing, all in FY 2021. This project involves the complete renovation and 20,000-square foot addition to Bliss Hall.

Facilities Services Sector Upgrade

The Governor recommends \$12.8 million in financing from RI Health and Education Building Corporation (RIHEBC) bond proceeds from FY 2023 - FY 2026 to upgrade the campus Service Center at the University of Rhode Island. The Service Sector is home to Facilities Services, Capital Projects, Central Receiving, Postal Services, Lands & Grounds, storage, vehicle service, and other offices. The upgrade project is intended to provide more efficient, effective operations, and involves the completion of the Facilities Service Sector Master Plan.

Fine Arts Center Renovation & Addition Phase I

The Governor recommends financing in the amount of \$2.0 million from the RI Capital Plan fund in FY 2021 for the continued renovation of the Fine Arts Center. The Fine Arts Center houses the University programs in the musical, theatrical, visual, and graphic arts. The initial project included upgrades to the exterior envelope and limited HVAC repairs for the Theater Hall and the Recital Hall pods.

Fine Arts Center Renovation & Addition Phase I-b and II

The Governor recommends \$62.3 million in financing from multiple sources to design, renovate, and construct a new facility and infrastructure for the Fine Arts Center on the Kingston Campus. This includes \$57.3 million in General Obligation bond proceeds and \$5.0 million in private funding from FY 2022 – 2024. Approved by Rhode Island voters in March 2021, this project includes exterior envelope and HVAC repairs and the construction of a three-story building.

Fire Protection Academic Phase II

The Governor recommends financing in the amount of \$3.2 million from the RI Capital Plan fund in FY 2026 for fire safety improvements in accordance with the Rhode Island State Fire Code. The project will include the installation of fire-suppressing sprinkler systems, the upgrade or replacement of existing fire alarm systems, and recommended life safety improvements in the University of Rhode Island's academic, administrative, and general business buildings.

Fire Protection Auxiliary Phase I

The Governor recommends a total of \$4.2 million in financing from RI Health and Educational Building Corporation (RIHEBC) auxiliary revenue bond proceeds in FY 2021. The project entails installations, replacements, and improvements of fire protection systems in auxiliary services buildings such as dining halls, residence halls, and commercial buildings on the University of Rhode Island Kingston Campus. These include installation of sprinkler systems, replacement of alarm systems, and planning and preparation for the installation of emergency power for fire protection systems.

Fire Protection Auxiliary Phase II

The Governor recommends \$2.3 million in financing from Rhode Island Health and Educational Building Corporation (RIHEBC) auxiliary revenue bond proceeds and from FY 2021 – FY 2023. This project represents a continuation of Phase One of the auxiliary services fire protection project, and primarily involves the installation of the backup power system that had been planned in Phase One. It also includes continuance of the installation and replacement of various fire protection and alert systems.

Fraternity Circle Infrastructure

The Governor recommends \$683,607 in financing from RI Health and Educational Building Corporation (RIHEBC) bond proceeds for continuation of infrastructure improvements to the University of Rhode Island's Fraternity Circle in FY 2021. Phase One of the project was completed in August 2019 and primarily consisted of underground utility improvements to allow for growth of housing units and installation of fire protection in existing units. It also included stormwater management improvements, new roadways, and parking lots.

Fraternity Circle Master Plan Implementation

The Governor recommends financing in the amount of \$1.4 million from university funds and third-party financing for the implementation of the University of Rhode Island Fraternity Circle master plan in FY 2024 and FY 2025. This project includes a new pedestrian network, site lighting, and recreational amenities. The recommendation includes \$500,000 in FY 2024 from third-party financing; in addition, it includes \$174,282 in university funds in FY 2024 and \$725,718 in university funds in FY 2025.

Memorial Union Renovation & Addition

The Governor recommends a total of \$63.7 million in financing, including \$52.7 million in RI Health and Education Building Corporation (RIHEBC) bond proceeds and \$11.0 million in university funds, for the renovation of Memorial Union at the University of Rhode Island from FY 2022 - FY 2026. The building, constructed in 1953, needs renovations to bring it to code and meet the needs of the current student body. The proposed project creates flexible space and improves the infrastructure of the building and includes a 9,000-square-foot addition. A further \$5.0 million in RIHEBC bond proceeds would be spent on this project after FY 2026.

Narragansett Bay Campus Renewal Phase I

The Governor recommends \$46.0 million in financing from multiple sources to renovate and/or replace various outmoded and inefficient buildings, laboratories, and infrastructure at the Narragansett Bay Campus of the University of Rhode Island. This includes \$44.0 million in General Obligation bond financing and \$2.0 million in private funding from FY 2021 – 2023. Approved by Rhode Island voters in November 2018, this project also includes improvements to the waterfront research vessel pier, along with a redesign of campus roadways and walkways.

Ranger Hall Phase II

The Governor recommends \$8.6 million in financing from a combination of university funds and private funds from FY 2021 – FY 2023 for Phase 2 of renovations to Ranger Hall at the University of Rhode Island. These renovations include rehabilitation of the exterior of the building, handicap accessible entrance and elevator, heating system, plumbing system, and fire protection. Phase 1 has completed and involved the preparation of the building for these renovations.

Repaving, Hardscape & Landscape

The Governor recommends \$10.3 million in Rhode Island Health and Education Building Corporation (RIHEBC) bond financing from FY 2021 – FY 2023. This project represents the third phase of the University of Rhode Island’s work to repave and reconstruct parking facilities, roadways, and walkways across three of its four campuses. It also includes two new roadway extensions included in URI’s Master Plan.

Stormwater Management

The Governor recommends \$2.1 in FY 2026 from the RI Capital Plan Fund to finance improvements to the existing stormwater drainage system on the Kingston Campus. The water flow and storage capacity of the existing retention areas, drainage channels and pipes are frequently exceeded during major storm events and results in erosion and flooding to the downstream landscapes and buildings. The drainage improvements projects would provide additional storage volume and improve pipe sizes and alignments to reduce the frequency of flooding.

Upper College Road Multiuse Development

The Governor recommends \$1.6 million total from university funds in FY 2022 and FY 2023 for the planning and design of a mixed-use commercial development on the east side of Upper College Road. The project entails the leasing of university property to private entities that will build and manage various facilities best suited to create a retail and residential “Main Street” destination, potentially including a hotel, apartments, restaurants, and shops.

Utility Infrastructure Upgrade Phase I

The Governor recommends \$5.6 million in RIHEBC bond financing from FY 2021 – FY 2023. This project represents the first phase of a utility infrastructure upgrade, in which the University of Rhode Island will upgrade and replace components of five municipal-level Kingston Campus utility systems, including steam distribution, water distribution, electrical distribution, sewer, and stormwater management.

Utility Infrastructure Upgrade Phase II

The Governor recommends \$15.5 million in RIHEBC bond financing from FY 2023 – FY 2025. This project represents the second phase of a utility infrastructure upgrade, in which the University of Rhode Island will continue replacement and upgrade to systems on the Kingston Campus and begin work on select systems at the Narragansett Bay Campus, including steam distribution, water distribution, electrical distribution, sewer, and stormwater management systems.

Utility Infrastructure Upgrade Phase III

The Governor recommends \$9.2 million in RIHEBC bond financing from FY 2025 – FY 2026. This project represents the third phase of the University of Rhode Island’s infrastructure upgrades. Phase 3 entails a continuation of the work on the Kingston Campus and Narragansett Bay Campus started in FY 2020 with Phase 1.

West Gym Basketball Practice Facility

The Governor recommends \$7.9 million in private funding from FY 2021 – FY 2023 for renovations to West Gym at URI. These renovations will convert the facility to a Division I men’s and women’s basketball training facility. Renovations are slated to include a new entry, court, HVAC, and lighting.

White Horn Brook Apartments

The Governor recommends \$5.6 million in RIHEBC bond financing and university funds from FY 2021 – FY 2022 for continuation of construction of the new White Horn Brook Apartments on the University of Rhode Island Kingston Campus. The financing in FY 2021 will include \$3.0 million in RIHEBC bonds and \$14,762 in university funds, while financing in FY 2022 will fully come from RIHEBC bonds. This residence hall will contain 500 new beds in a six-story building. Construction of this residence hall will occur in tandem with demolition, rebuilding, and relocation of other buildings as well as improvements to outdoor environments, including landscaping, utility improvements, and stormwater management improvements.

Rhode Island College

As a leading regional public college, Rhode Island College personalizes higher education of the finest quality for undergraduate and graduate students. The College offers vibrant programs in arts, sciences, and professional disciplines within a supportive, respectful and diverse community. Dedicated faculty engage in learning, research, and career attainment, and the innovative curricula and co-curricula foster intellectual curiosity and prepare an educated citizenry for responsible leadership.

Capital Spending by Agency and Financing Source

Rhode Island College									
Pre-FY 2021 Through Post-FY 2026									
(thousands of dollars)									
Funding Source Name	Pre-FY 2021	FY 2021	FY 2022	FY 2023	FY 2024	FY 2025	FY 2026	Post- FY 2026	Total Capital
P.L. 2018, Ch. 47 Issued	1,369	1,131	-	-	-	-	-	-	2,500
P.L. 2018, Ch. 47 Unissued	-	-	12,500	10,000	-	-	-	-	22,500
P.L. 2020, Ch. 80 - Unissued	-	-	2,000	18,000	18,000	-	-	-	38,000
RI Capital Plan Fund	54,798	5,172	9,283	10,418	10,332	9,038	9,309	-	108,350
University/College Funds	13,138	674	-	-	-	-	-	-	13,811
Total:	69,305	6,977	23,783	38,418	28,332	9,038	9,309	-	185,161

Rhode Island College

Auxiliary Enterprise Asset Protection

The Governor recommends \$673,630 in financing from university funds for asset protection at Rhode Island College's auxiliary enterprise facilities in FY 2021. The auxiliary enterprise facilities include Donovan Dining Center, the Student Union, Residential Life, and the Campus Bookstore. These projects are funded with their own auxiliary revenue; no state funding is used for these enterprises. For the asset protection project in calendar year 2021, the College will use this auxiliary enterprise funding to purchase furniture for residence halls and elevator repairs in the Donovan Dining Center.

Horace Mann Renovation (School of Education)

The Governor recommends \$23.6 million in General Obligation bond financing in FY 2021 - FY 2023 for the renovation of Horace Mann Hall at Rhode Island College. In November 2018, the voters approved the renovation of Horace Mann Hall, which houses the Feinstein School of Education and Human Development.

Phase III: Clarke Science Modernization

The Governor recommends \$38.0 million General Obligation bond proceeds from FY 2022 – FY 2024 for the improvement of the science and technology laboratories and facilities of the Clarke Science Building at Rhode Island College. In March 2021, the voters approved renovations and improvement to the Clarke Science Building which will include technology and laboratory improvements.

RICAP Asset Protection

The Governor recommends \$29.1 million in FY 2021 - FY 2026 from the RI Capital Plan Fund to finance asset protection projects on the Rhode Island College campus. The funding will be used to renovate and repair buildings, replace roofs and windows, improve campus-wide ADA compliance, and upgrade IT, HVAC, and electrical infrastructure.

RICAP Infrastructure Modernization

The Governor recommends expenditures of \$24.4 million from the RI Capital Plan Fund in FY 2021 - FY 2026 to modernize the infrastructure on the campus of Rhode Island College, including improving traffic circulation on campus, road paving and parking, replacement of steam and water lines, electrical transformers and distribution systems, and network voice and data telecommunication systems.

Community College Of Rhode Island

The Community College of Rhode Island is the state’s public comprehensive associate degree-granting institution. The Community College provides affordable access to higher education at locations throughout the state. The institution’s primary mission is to offer recent high school graduates and returning adults the opportunity to acquire the knowledge and skills necessary for intellectual, professional, and personal growth through an array of academic, career, and lifelong learning programs. CCRI meets the wide-ranging educational needs of its diverse student population, building on its rich tradition of excellence in teaching and its dedication to all students with the ability and motivation to succeed. CCRI sets high academic standards necessary for transfer and career success, champions diversity, responds to community needs, and contributes to the state’s economic development and workforce.

Capital Spending by Agency and Financing Source

Community College Of Rhode Island
Pre-FY 2021 Through Post-FY 2026
(thousands of dollars)

Funding Source Name	Pre-FY 2021	FY 2021	FY 2022	FY 2023	FY 2024	FY 2025	FY 2026	Post-FY 2026	Total Capital
Other Funds	1,993	200	380	2,485	1,210	330	330	-	6,928
P.L. 2020, Ch. 80 - Unissued	-	-	7,000	5,000	-	-	-	-	12,000
Private Funding	300	-	-	-	-	-	-	-	300
RI Capital Plan Fund	38,347	4,560	10,176	14,296	21,353	23,869	2,719	-	115,320
University/College Funds	2,332	47	250	200	100	100	-	-	3,029
Total:	42,972	4,807	17,806	21,981	22,663	24,299	3,049	-	137,577

Community College Of Rhode Island

Asset Protection - CCRI

The Governor recommends expenditures totaling \$15.5 million from the RI Capital Plan Fund for asset protection projects on the Knight, Flanagan, Liston, and Newport County campuses of CCRI in FY 2021 - FY 2026. Typical projects include replacing asphalt surfaces and concrete walkways; painting; replacing lockers, flooring, and lighting; and building system refurbishment or replacement.

CCRI Accessibility Improvements

The Governor recommends \$1.5 million in FY 2021 - FY 2026 from other funds to finance facility accessibility features at each of the campuses.

CCRI Infrastructure - Lincoln Campus

The Governor recommends \$12.9 million in FY 2022 - FY 2025 to modernize science laboratories at the Flanagan Campus, bringing the labs up to modern standards and code. Additionally, the project will consist of refurbishment of the exterior envelope including heat resistant paint and the replacement of windows for heat and light abatement. The Governor recommends \$12.5 million from the RI Capital Plan Fund and \$400,000 from College funds for the project.

CCRI Renovation and Modernization - Phase I

The Governor recommends \$40.0 million including a \$12.0 from General Obligation bond proceeds and \$28.0 million from the RI Capital Plan Fund. Approved by the voters in March 2021, The funding will finance the modernizing of education facilities, infrastructure renewal and replacement, student safety enhancements, energy efficiency, and replacing outdated technology and equipment at the four campuses of the Community College of Rhode Island in Warwick, Lincoln, Providence, and Newport in FY 2022 - FY 2025.

Data Cabling & Power Infrastructure

The Governor recommends \$13.5 million from the RI Capital Plan Fund, FY 2021 - FY 2024, to finance improvements to College data, cabling, and power infrastructure. The funding will enable the assessment, design, and construction of a modernized data cabling and power infrastructure across the four CCRI campuses. These improvements will support teaching and learning using technology; foster communication and collaboration; support up-to-date safety and security technologies; remove outdated IT infrastructure; and meet the college's technology infrastructure needs. Additionally, \$47,039 from College Funds Capital Fund will be allocated for this project in FY 2021, which is the residual balance of \$1.3 million expended prior to FY 2021.

Knight Campus Renewal

The Governor recommends \$5.1 million in FY 2021 - FY 2023 from the RI Capital Plan Fund for renovation projects and facility upgrades to the Knight Campus megastructure. Projects include roadway, walkway, and landscape improvements; entrance reconfiguration; classroom and office renovations; bookstore upgrades; the replacement of sewer and water pipes, electrical distribution transformers, doors, lighting, and hardware; and other improvements to infrastructure.

Knights Campus Second Floor Sciences Renovation

The Governor recommends \$2.5 million from the RI Capital Plan Fund from FY 2021 - FY 2022 to complete the renovation of the CCRI physics and engineering labs. This project will modernize all lab equipment, address asbestos remediation, and provide the necessary structural upgrades to attain current code standards.

Lincoln Campus Student Commons

The Governor recommends \$1.8 million in financing from multiple sources to make improvements to the Lincoln Campus student commons and adjacent dining facility at the Community College of Rhode Island. This includes \$150,000 from college funds in FY 2022 and \$1.6 million in total from auxiliary funds expended over FY 2023 and FY 2024.

Providence Atrium and Dining

The Governor recommends \$1.9 million in financing from multiple sources to make improvements to the atrium and dining space located on the Liston Campus in Providence. This includes \$1.8 million from auxiliary funds and \$100,000 in college funds in FY 2022 – FY 2024.

Rhode Island Council On The Arts

The Rhode Island State Council on the Arts (RISCA) was established in 1967. It provides grants, technical assistance and support to artists, arts organizations, schools, community centers, social service organizations, and local governments to bring the arts into the lives of Rhode Islanders. RISCA employs a variety of methods to carry out its work, including grant-making, strategic partnerships, outreach, and facilitation.

Capital Spending by Agency and Financing Source

Rhode Island Council On The Arts									
Pre-FY 2021 Through Post-FY 2026									
(thousands of dollars)									
Funding Source Name	Pre-FY 2021	FY 2021	FY 2022	FY 2023	FY 2024	FY 2025	FY 2026	Post-FY 2026	Total Capital
P.L. 2014, Ch. 145 - Issued	28,574	1,426	-	-	-	-	-	-	30,000
P.L. 2020, Ch. 80 - Unissued	-	-	2,500	2,500	500	500	-	-	6,000
Total:	28,574	1,426	2,500	2,500	500	500	-	-	36,000

Creative & Cultural Arts Program

In November 2014, voters approved the issuance of \$30.0 million of general obligation bonds to be used for 1:1 matching grants to arts organizations through the "Cultural Arts and the Economy Grant" program. To date \$28.6 million has been expended of the \$30.0 million. This project represents the continuation of bond proceed expenditures in the amount of \$1.4 million during FY 2021.

Creative & Cultural Arts Program Continuation

In March 2021, voters approved general obligation bonds to fund the Creative and Cultural Arts program in the amount of \$6.0 million. The Governor recommends issuance of \$6.0 million for the grant program during FY 2022 – FY 2025.

Rhode Island Atomic Energy Commission

The Rhode Island Nuclear Science Center (RINSC), administered by the Atomic Energy Commission, operates the state’s only nuclear reactor for the purposes of research, education, and training, and for matters relating to the health, welfare, and economy of the people of Rhode Island. The RINSC is located on the Narragansett Bay Campus of the University of Rhode Island.

Capital Spending by Agency and Financing Source

Rhode Island Atomic Energy Commission
Pre-FY 2021 Through Post-FY 2026
(thousands of dollars)

Funding Source Name	Pre-FY 2021	FY 2021	FY 2022	FY 2023	FY 2024	FY 2025	FY 2026	Post-FY 2026	Total Capital
RI Capital Plan Fund	532	50	50	50	50	50	50	-	832
Total:	532	50	50	50	50	50	50	-	832

Atomic Energy Asset Protection

The Governor recommends \$300,000 from the RI Capital Plan Fund in FY 2021 - FY 2026. Funding will be used for several projects, including replacement of HVAC systems, landscaping the facility, updating the fire protection system, painting the building and the confinement stack, and various other items.

Historical Preservation And Heritage Commission

The Rhode Island Historical Preservation and Heritage Commission (HPHC) is responsible for the protection and preservation of historic buildings, districts, and archaeological sites in Rhode Island. Currently, HPHC administers a grant program that funds restoration at museums, cultural centers, and public historic sites and structures.

Capital Spending by Agency and Financing Source

Historical Preservation And Heritage Commission Pre-FY 2021 Through Post-FY 2026 (thousands of dollars)

Funding Source Name	Pre-FY 2021	FY 2021	FY 2022	FY 2023	FY 2024	FY 2025	FY 2026	Post-FY 2026	Total Capital
P.L. 2014, Ch. 145 - Issued	3,980	520	-	-	-	-	-	-	4,500
P.L. 2014, Ch. 145 - Unissued	-	-	500	-	-	-	-	-	500
P.L. 2020, Ch. 80 - Unissued	-	-	-	500	500	-	-	-	1,000
Total:	3,980	520	500	500	500	-	-	-	6,000

Historic Preservation Grants

The Governor recommends \$2.0 million in FY 2021 - FY 2026 for the State Preservation Grants Program. As part of the initiative to develop the creative cultural economy in Rhode Island, a General Obligation bond of \$35.0 million was presented to and passed by voters on November 4, 2014. Of the \$35.0 million, \$30.0 million is for the State Cultural Art and the Economy Grants program under the Rhode Island Council on the Arts. The remaining \$5.0 million will be used to capitalize the State Preservation Grants Program under HPHC, used to assist cities and towns and non-profit organizations to renovate and improve public and nonprofit historic sites, museums, and cultural art centers located in historic structures within the State of Rhode Island. To date, this program has invested \$4.0 million of prior General Obligation bond issuances, distributing funds through a competitive grant process. This matching grant program offers grants in two categories: small project grants which range from \$5,000 to \$30,000, and large project grants which award up to \$150,000. The Assembly proposed \$1.0 million in new General Obligation bonds be included with the March 2021 ballot, which has received voter approval. These resources would complement \$5.0 million of proceeds authorized under P.L. 2014, Ch. 145.

Public Safety

**Attorney General
Department of Corrections
Judiciary
Military Staff
Rhode Island Emergency Management Agency
Public Safety**

Office Of Attorney General

The Attorney General is established under the Rhode Island Constitution as one of the five general officers subject to election by the voters. As the State’s central legal agency, the Attorney General is responsible for the prosecution of all felony criminal cases, misdemeanor appeals, and misdemeanor cases brought by state law enforcement action in the various district courts.

Capital Spending by Agency and Financing Source

Office Of Attorney General
Pre-FY 2021 Through Post-FY 2026
(thousands of dollars)

Funding Source Name	Pre-FY 2021	FY 2021	FY 2022	FY 2023	FY 2024	FY 2025	FY 2026	Post-FY 2026	Total Capital
Federal Funds	49,274	850	350	250	3,750	150	-	-	54,624
RI Capital Plan Fund	1,692	178	150	150	150	150	150	150	2,770
Total:	50,966	1,028	500	400	3,900	300	150	150	57,394

Building Renovations and Repairs

The Governor recommends \$927,791 from the RI Capital Plan Fund for continued asset protection of the Attorney General office building located at 150 South Main Street in Providence in FY 2021 - FY 2026, including \$177,791 in FY 2021 and \$150,000 each subsequent year through FY 2026. The Attorney General has identified the following areas that require capital investment: architectural and engineering design for roof replacement, elevator renovation, and miscellaneous interior renovation projects (to be undertaken during and after FY 2025).

Equitable Sharing - Capital Projects

The Governor recommends \$5.4 million federal funding in FY 2021 - FY 2026 for the Equitable Sharing project. The recommended funds will finance construction close-out on three projects that have already been approved by the US DOJ: (1) construction of Customer Service Center at 4 Howard Avenue; (2) renovation of 180 South Main Street data center; and (3) renovation of 150 South Main Street. The agency plans to seek DOJ approval to undertake additional projects with the approved funds, which will include replacing the windows, upgrading the ventilation system, and replacing the lower roof at 180 South Main Street and are expected to come at a cost of \$3.5 million in FY 2024. Funds will also finance \$100,000 in annual asset protection/capital improvement projects at 4 Howard Avenue and 180 South Main Street.

Department Of Corrections

The Department of Corrections is responsible for the safe, secure, and humane control of offenders. The Department’s facilities are located at the Pastore Center in Cranston and include administrative buildings (including Administration and Dix) and inmate institutions (High Security, Maximum Security, Moran Medium Security, Minimum Security, the Gloria McDonald Women’s facility, and the Intake Services Center), collectively known as the Adult Correctional Institutions (ACI). All the facilities are maintained through the Department of Corrections’ capital improvement program. Major capital projects include asset protection; expansion of existing facilities; the acquisition of new or replacement support systems, such as fencing, alarm systems, and security cameras; electrical and HVAC upgrades; roof and window replacements; interior and exterior renovations; and parking lot and road repairs.

Capital Spending by Agency and Financing Source

Department Of Corrections
Pre-FY 2021 Through Post-FY 2026
 (thousands of dollars)

Funding Source Name	Pre-FY 2021	FY 2021	FY 2022	FY 2023	FY 2024	FY 2025	FY 2026	Post- FY 2026	Total Capital
RI Capital Plan Fund	41,513	9,892	5,125	5,125	4,100	4,100	4,100	4,100	78,055
Total:	41,513	9,892	5,125	5,125	4,100	4,100	4,100	4,100	78,055

Correctional Facilities-Renovations

The Governor recommends \$6.8 million from the RI Capital Plan Fund to finance the completion of the expansion and renovation of the Medium Facility.

Corrections Asset Protection

The Governor recommends \$25.7 million from the RI Capital Plan Fund to finance asset protection projects at the Department of Corrections (DOC) from FY 2021 - FY 2026. Numerous projects related to facility upkeep will be undertaken using this funding, including: Correctional Facilities Master Plan finalization, complex-wide HVAC installation, domestic hot water distribution, complex-wide security camera installation, Medium Security ADA shower modifications, and security system upgrades/replacements. In addition to these facility projects, the financing recommended by the Governor will support renovations of office space utilized by the DOC Investigations Unit at the Attorney General's Office on the Pastore Campus.

Judiciary

Rhode Island has a unified court system composed of six statewide courts. The Supreme Court is the court of review, the Superior Court is the general trial court, and the Family, District, Traffic Tribunal and Worker’s Compensation Courts are trial courts of special jurisdiction. The Traffic Tribunal was created in 1999 to replace the Administrative Adjudication Court.

The Rhode Island court system is state-operated, except for the probate courts, which are the responsibility of cities and towns, and the municipal courts, which are local courts of limited jurisdiction. The Chief Justice of the Supreme Court is the executive head of the Rhode Island court system. Each court has responsibility over its own operations and has a chief judge, who appoints an administrator to handle internal court management. The Chief Judge of the District Court serves as the Chief Judge of the Traffic Tribunal.

The Judicial Department has maintenance and repair responsibility for six court buildings located in various parts of Rhode Island. Prior to FY 2005, the Department of Administration had responsibility for the supervision and maintenance of all courthouse buildings. In FY 2005, the General Assembly transferred this responsibility to the Judiciary.

Capital Spending by Agency and Financing Source

Judiciary
Pre-FY 2021 Through Post-FY 2026
 (thousands of dollars)

Funding Source Name	Pre-FY 2021	FY 2021	FY 2022	FY 2023	FY 2024	FY 2025	FY 2026	Post- FY 2026	Total Capital
RI Capital Plan Fund	33,478	2,283	4,950	4,975	6,750	5,200	2,200	4,100	63,936
Total:	33,478	2,283	4,950	4,975	6,750	5,200	2,200	4,100	63,936

Judiciary

Garrahy Courthouse Renovation

The Governor recommends \$4.5 million from the RI Capital Plan Fund in FY 2024 and FY 2025 to finance restoration work at the Garrahy Judicial Complex. Upcoming projects include carpet removal, paint work, and bathroom upgrades.

Garrahy Courtroom Restoration

The Governor recommends \$1.8 million from the RI Capital Plan Fund in FY 2022 - FY 2024 to finance restoration work at the Garrahy Judicial Complex. Upcoming projects include carpet replacement, woodwork finishing, and painting work.

Judicial Asset Protection

The Governor recommends \$7.4 million from the RI Capital Plan Fund in FY 2021 - FY 2026 for asset protection work for Rhode Island courts. Upcoming work included in the five-year asset protection plan are upgrades to elevators and the fire suppression systems, security/safety enhancements, restoration and repair to various courthouses, and electrical upgrades.

Judicial Complexes - Fan Coil Unit Replacements

The Governor recommends \$3.0 million from the RI Capital Plan Fund in FY 2022 - FY 2026 for fan coil unit replacements at judicial complexes. The recommended funding includes architectural and engineering work as well as installation of the equipment at the Licht complex and the Murray and Fogarty buildings.

Judicial Complexes - HVAC

The Governor recommends \$5.0 million from the RI Capital Plan Fund in FY 2021 - FY 2026 to finance the replacement and restoration of HVAC systems at all judicial complexes. The recommended funding includes AHU and VAV installation, replacement of make-up air units, replacement of water heaters, and fan coil replacements.

Licht Judicial Complex Restoration

The Governor recommends \$3.8 million from the RI Capital Plan Fund in FY 2021 - FY 2025 to finance restoration work at the Licht Judicial Complex. This is in addition to the \$4.2 million of proceeds from the RI Capital Plan Fund spent prior to FY 2021. Upcoming projects include carpet replacement, woodwork, painting work, and ornate plaster restoration.

McGrath HVAC

The Governor recommends \$225,000 from the RI Capital Plan Fund in FY 2023 to finance the replacement of rooftop units at the McGrath Judicial Complex. The recommended funding will replace the antiquated equipment with more efficient systems which will result in energy savings.

Murray Courtroom Restoration

The Governor recommends \$700,000 from the RI Capital Plan Fund in FY 2022 to finance restoration at the Murray Judicial Complex. Upcoming projects include woodwork restoration, carpet replacement, and ornate plaster restoration.

Military Staff

The Adjutant General is responsible for fourteen armories, four air support facilities, two training sites, and six logistical sites, including four organizational maintenance shops (OMS) and one combined support maintenance shop (CSMS). The armories include the Armory of Mounted Commands and the Benefit Street Arsenal, both located in Providence, and eleven other armories located in Bristol, Warren, Middletown, North Smithfield, East Greenwich (4), Warwick, and Cranston (2). The four aviation support facilities are located at Quonset Point (2), Coventry, and North Smithfield. The two training camps, Camp Varnum and Camp Fogarty include physical fitness equipment, an obstacle course, and firearms training. The six logistical sites include the three OMS shops; the U.S. Property and Fiscal Office located adjacent to the Armory of Mounted Commands; and Army Aviation Support Facility (AASF) at Quonset Point; and a CSMS in East Greenwich.

Capital Spending by Agency and Financing Source

Military Staff									
Pre-FY 2021 Through Post-FY 2026									
(thousands of dollars)									
Funding Source Name	Pre-FY 2021	FY 2021	FY 2022	FY 2023	FY 2024	FY 2025	FY 2026	Post- FY 2026	Total Capital
Federal Aviation Administration/TSA	-	-	-	861	16,586	8,339	-	-	25,786
Federal Funds	311	2,089	2,843	-	-	-	-	-	5,243
National Guard Bureau - Federal	121,701	11,644	41,902	47,503	49,702	32,116	25,402	3,114	333,082
RI Capital Plan Fund	17,623	2,540	1,832	1,381	2,569	2,101	1,692	913	30,651
Total:	139,635	16,273	46,577	49,745	68,857	42,556	27,094	4,027	394,762

Military Staff

AMC Rehabilitation

The Governor recommends \$733,000 in FY 2022 for repairs to the Armory of Mounted Commands (AMC). This represents \$366,500 from the RI Capital Plan Fund and \$366,500 in federal funds. This project will replace the structurally damaged roof, as well as renovate the electrical and plumbing systems and address the inadequate amount of parking for staff and soldiers.

Aviation Readiness Center

The Governor recommends financing \$2.7 million in FY 2022 – FY 2026 from the RI Capital Plan Fund to match \$35.4 million in National Guard Bureau funds to construct a 73,788 square foot National Guard Readiness Center that supports training, administrative, and logistical requirements of the Rhode Island Army National Guard 1/126th Aviation unit.

Bristol Readiness Center

The Governor recommends a total of \$192,000 in FY 2022 from the RI Capital Plan Fund to finance a feasibility study for a new readiness center in Bristol, RI. The new readiness center will replace the current Bristol and Warren Armories which no longer meet Army facility standards.

Counter Drug Training Facility

The Governor recommends \$4.9 million in federal funds in FY 2021 - FY 2022 to finance the construction of the new Counter Drug Training Facility at Camp Fogarty in East Greenwich. The new facility will be available to support local public safety units and will provide adequate administration, classroom, storage and barrack space required to support counter drug training activities.

Joint Force Headquarters Building

The Governor recommends \$1.6 million in FY 2021 from the Rhode Island Capital Plan Fund to finance the completion of the new Joint Force Headquarters at Camp Fogarty in East Greenwich, RI. The new building is twice the square footage of the Command Readiness Center in Cranston and will be the newly designed headquarters for the R.I. National Guard. Anticipated occupancy is in Spring of 2020.

Middletown Armory Addition

The Governor recommends financing \$2.8 million from FY 2021 – FY 2022 from National Guard Bureau federal funds to construct vault, heated storage, assembly hall, and administrative spaces, as well as expanded parking areas for the Middletown Armory. The armory supports training, administrative, and logistical requirements for Company A, 2nd Battalion, 19th Special Forces Group (Airborne).

Military Staff Asset Protection

The Governor recommends financing \$4.2 million in FY 2021 – FY 2026 from the RI Capital Plan Fund to match \$22.9 million in National Guard Bureau funds for a variety of general repair and maintenance projects that will preserve the National Guard's existing physical assets. The Asset Protection program is the principal means by which the Military Staff funds major repairs, renovations, and capital equipment replacement for an extensive inventory of facilities, including fourteen armories, four air support facilities, two training sites, and six logistical sites. Generally, state/federal cost sharing participation for state-owned facilities is 50/50 and 25/75 for federally-owned facilities, however, some projects are 100% federally funded.

Quonset Air National Guard Facilities

The Governor recommends \$118 million in federal funds in FY 2021 - FY 2026 to support construction, renovation, and repair projects for Air National Guard facilities at the Quonset Air National Guard base. Upcoming projects include repairs to the Fire and Crash Rescue Station, replacement of equipment for the sewer systems, and work with the RI Airport Corporation to repair the main runway.

Quonset Airway Runway Reconstruction

The Governor recommends \$57.5 million in FY 2023 - FY 2025 for the reconstruction of the Quonset Airport runway at military specifications. The project will be financed by \$54.6 million of federal funds, comprised of \$25.8 million from Federal Aviation Administration funds, and \$28.8 million in National Guard funds. \$2.9 million from the RI Capital Plan Fund will serve as state matching funds for the project.

Rhode Island Emergency Management Agency

The Rhode Island Emergency Management Agency (RIEMA) is responsible for the planning and implementation of all hazard preparedness programs at the state level and for providing appropriate support to community hazard response activity. RIEMA maintains the State Emergency Operations Center (SEOC) at the Command Readiness Center in Cranston which provides a central location for interagency coordination and executive decision-making in support of any regional incident or local event. RIEMA is also responsible for the operation and maintenance of the State’s 800 MHz interoperable radio system and network. Heading the Interoperable Communications Committee, RIEMA facilitates the coordination of policy, practices and procedures applicable to radio communication networks.

Capital Spending by Agency and Financing Source

Rhode Island Emergency Management Agency
Pre-FY 2021 Through Post-FY 2026
(thousands of dollars)

Funding Source Name	Pre-FY 2021	FY 2021	FY 2022	FY 2023	FY 2024	FY 2025	FY 2026	Post-FY 2026	Total Capital
Federal Emergency Management Agency	2,000	500	500	500	500	500	-	-	4,500
RI Capital Plan Fund	5,978	1,494	1,744	1,494	1,494	1,494	-	-	13,700
Total:	7,978	1,994	2,244	1,994	1,994	1,994	-	-	18,200

Emergency Management Building

The Governor recommends \$250,000 in FY 2022 from the RI Capital Plan Fund to finance a feasibility study of the Emergency Management Agency operations to determine if the headquarters at 645 New London Avenue in Cranston, and the warehouse facility meet current Emergency Management Agency standards.

RI Statewide Communications System Network

The Governor recommends \$10.0 million in FY 2021 - FY 2025 to finance the RI Communications System Network. This represents \$7.5 million from the RI Capital Plan Fund and \$2.5 million in federal funds. The recommended funding will finance the agency's lease agreement with Motorola Solutions, Inc., which coordinates the emergency response activities among various entities during a disaster event.

Department Of Public Safety

The Department of Public Safety is responsible for providing the citizens of Rhode Island with an increased level of safety and security. In FY 2009, the State Police (RISP), E-911 Emergency Telephone System, Office of the State Fire Marshal, the Capitol Police, and the Municipal Police Training Academy were merged to create the Department of Public Safety. In FY 2012, the Sheriffs were integrated into the Department to consolidate all public safety personnel. In FY 2019, the Office of the State Fire Marshal transferred to the Department of Business Regulation.

Capital Spending by Agency and Financing Source

Department Of Public Safety
Pre-FY 2021 Through Post-FY 2026
 (thousands of dollars)

Funding Source Name	Pre-FY 2021	FY 2021	FY 2022	FY 2023	FY 2024	FY 2025	FY 2026	Post- FY 2026	Total Capital
Federal Funds	4,050	-	-	-	-	-	-	-	4,050
G.O. New Referenda	-	-	-	634	12,800	12,800	8,766	-	35,000
RI Capital Plan Fund	2,841	1,913	1,978	2,262	2,817	2,887	3,242	2,100	20,042
State Fleet Replacement Fund	-	-	2,490	1,200	1,015	-	375	-	5,080
Total:	6,891	1,913	4,468	4,096	16,632	15,687	12,383	2,100	64,172

Department Of Public Safety

Administrative Support Building Renovation

The Governor recommends \$1.2 million from the RI Capital Plan Fund to finance renovations to the Public Safety Administrative Support Building between FY 2021 - FY 2024. Funding will support an A&E assessment of the building's needs; repairs to the exterior envelope, including exterior siding, trim, and window replacement and repointing of brick work and chimneys; and, if sufficient funds are available, installation of a new HVAC system, electrical upgrades, and IT upgrades. Repairs will be undertaken in compliance with historic preservation codes, as the building is a historic property originally constructed in the 1790s.

DPS Asset Protection

The Governor recommends \$4.5 million from the RI Capital Fund Plan in FY 2021 - FY 2026 to finance the asset protection of 28 Public Safety buildings and seven broadcast radio towers located across the state. The asset protection financing is to be used for projects that maintain and extend the useful life of buildings under the control of the Department of Public Safety, including State Police Headquarters, E-911 Headquarters, and the Wickford and Hope Valley barracks, which specifically require significant repairs.

DPS Vehicle Replacement

The Governor recommends \$10.5 million, of which \$5.4 million is from the RI Capital Plan Fund and \$5.1 is from the State Fleet Revolving Loan Fund to finance vehicle replacements for the Department of Public Safety in FY 2021 - FY 2026. \$10.9 million of the recommended funding will support the replacement of approximately 30 State Police patrol vehicles per year through FY 2026, at a cost per vehicle of \$60,000; this rate of replacement will ensure that vehicle mileage is kept at or below 125,000. The remaining \$1.9 million will support the replacement of approximately 43 Sheriff's vehicles through FY 2026, including 20 in FY 2021, 7 in FY 2022, and 8 each in FYs 2024 and 2026; the schedule and cost estimate assume replacement of 15 sedans, seven SUVs, three cargo vans, one truck, and one bus, at a cost per vehicle ranging from \$34,000 to \$180,000.

Headquarters Roof Replacement

The Governor recommends \$588,120 from the RI Capital Plan Fund in FY 2021 to finance the final stage of work on the Rhode Island State Police headquarters roof replacement, which is expected to be completed by Spring of 2021.

Public Safety Master Plan

The Governor recommends \$37,566 from the RI Capital Fund Plan in FY 2021 to finance final invoices for the Department of Public Safety facilities master plan for the State Police. The master plan study, which reviewed the facility and operational needs for the State Police barracks and State Police Training Academy, was originally scheduled to be completed in FY 2020, but due to COVID-related delays, final presentations and project closeout extended into FY 2021. The project was completed in August 2020.

RISP New Southern Headquarters/Barracks

The Governor recommends \$35.0 million financed through a potential General Obligation referendum for the November 2022 election to construct a new barracks in the southern part of the State. The recommended funding amount includes \$2.6 million to support A&E costs and \$32.4 million to support construction costs. Creation of a new Southern Barracks will allow the Department to permanently close the dilapidated Portsmouth, Wickford and Hope Valley barracks, consolidate three patrol areas to one southern location, and create a safe and efficient working environment for State Police personnel and citizens that pass through these facilities daily. A 6.74 acre parcel of land has been selected as the site of the new Southern Barracks and was transferred from the RI Department of Transportation to the State Police in June 2020; preliminary plans for the project have been prepared.

RISP RISCON Microwave System Replacement

The Governor recommends \$986,850 in FY 2022 - FY 2026 from the RI Capital Plan Fund to finance an upgrade to the Rhode Island State Police (RISP) microwave loop network, a statewide 6 GHz digital network comprised of five microwave hops connecting key radio transmission sites and facilities throughout the State. This microwave loop network provides critical data links for the Rhode Island Statewide Communications Network (RISCON) 800Mhz radio network. The RISCON radio network, managed by the Rhode Island Emergency Management Agency (RIEMA), is the primary radio communications platform for over ten thousand first responders, the Rhode Island Department of Transportation (RIDOT), the Rhode Island Public Transit Authority (RIPTA), and numerous other state and local agencies that provide essential services throughout the state.

Training Academy Upgrades

The Governor recommends \$2.3 million from the RI Capital Plan Fund in FY 2021 – FY 2026 for upgrades to the State Police Training Academy. This financing will support a variety of projects at the Training Academy, including: replacement of the antiquated Firearms Training Simulator; environmental and safety renovations to the firing range, including creation of a new firearms shelter, construction of a new berm and lead projectile containment system, and construction of a sound dampening system; replacement of the security fencing around the property and installation of an electronic security gate; replacement of the building's HVAC system, roof, windows, and electrical wiring system; installation of energy- efficient lighting and insulation; repaving of the roadways; preparation of an Emergency Vehicle Operators Course feasibility study; and purchasing of new furniture and firing range targets and equipment. The Training Academy was built in the 1950s as a US Air Force Nike missile base and requires

Natural Resources

**Department of Environmental Management
Coastal Resources Management Council
Narragansett Bay Commission
Rhode Island Infrastructure Bank**

Department Of Environmental Management

The Department of Environmental Management administers an extensive capital program to meet environmental and public safety requirements for state-owned facilities and management areas and for various municipal and non-profit beneficiaries. Major project categories are described below.

Narragansett Bay and Watershed Restoration Projects – Bond authorizations approved in November 2004 and 2012 provide matching grants for water quality protection efforts in Narragansett Bay, its tributaries and surrounding watershed. The program provides matching grants to governmental and non-governmental agencies for projects that restore water quality, including non-point source pollution abatement and riparian restoration projects. The fund generally aids with projects that may not otherwise qualify for Rhode Island’s other clean water financial assistance program. The Department has worked with municipalities and non-profits to complete over 30 projects across the State to improve water quality in Narragansett Bay and other watersheds.

Environmental Protection Programs – The department operates various programs for environmental protection and remediation. Activities including flood prevention, brownfields remediation, and storm water pollution prevention.

Open Space and Natural Land Protection – The department manages state acquisitions and grants to municipalities and non-profit agencies for the acquisition of title and development rights to critical natural resources. Open space is acquired to safeguard land from private development. Development rights purchases allow private ownership of land while protecting the existing level of use, generally as farmland or open space.

Municipal Recreation Projects – The department administers grant programs for municipal acquisition and development of recreational lands and facilities. Bond financing is provided on a 50 percent matching basis; distressed communities are eligible for 75 percent financing.

State Recreation and Infrastructure Facilities – The department operates natural management areas, commercial fishing piers, and recreational facilities, for which bond authorizations and the Rhode Island Capital Plan Fund provides financing for acquisition, development, and renovation. Additional funds from federal, restricted and private sources are also utilized. The department also undertakes restoration and repair of state-owned dams in need of structural improvements with Rhode Island Capital Plan Fund resources.

Capital Spending by Agency and Financing Source

Department Of Environmental Management

Pre-FY 2021 Through Post-FY 2026

(thousands of dollars)

Funding Source Name	Pre-FY 2021	FY 2021	FY 2022	FY 2023	FY 2024	FY 2025	FY 2026	Post- FY 2026	Total Capital
Federal Funds	12,279	1,662	579	1,000	2,000	2,750	9,750	-	30,020
Insurance Proceeds	-	-	171	-	-	-	-	-	171
P.L. 2000, Ch. 55 - Issued	3,000	-	-	-	-	-	-	-	3,000
P.L. 2004, Ch. 595 - Issued	30,046	1,838	1,615	-	-	-	-	-	33,500
P.L. 2012, Ch. 241 Issued	15,333	1,964	1,447	257	-	-	-	-	19,000
P.L. 2014, Ch. 145 - Issued	26,544	2,518	1,717	221	-	-	-	-	31,000
P.L. 2014, Ch. 145 - Unissued	-	1,000	315	685	-	-	-	-	2,000
P.L. 2016, Ch. 142 Issued	12,313	6,161	3,089	437	-	-	-	-	22,000
P.L. 2016, Ch. 142 Unissued	-	3,644	6,209	2,147	1,000	-	-	-	13,000
P.L. 2018, Ch. 47 Issued	619	3,381	-	-	-	-	-	-	4,000
P.L. 2018, Ch. 47 Unissued	-	335	7,811	8,420	6,533	5,300	-	-	28,400
P.L. 2020, Ch. 80 - Unissued	-	-	9,250	11,750	11,750	9,250	-	-	42,000
RI Capital Plan Fund	37,198	12,251	6,410	8,550	7,860	10,060	8,730	5,800	96,859
Total:	137,332	34,754	38,613	33,467	29,143	27,360	18,480	5,800	324,950

Department Of Environmental Management

Brownfields Remediation

The Governor recommends financing \$7.3 million in FY 2021 – FY 2024 from the 2014, 2016, and 2018 General Obligation bond authorization for brownfield investigation and redevelopment projects across the state. Between 10,000 and 12,000 abandoned industrial sites lie idle in towns and cities across the state. These funds would provide matching grants to public, private, and/or nonprofit entities for the cleanup, reinvestment, and re-use of these sites to create and attract jobs, protect the urban environment, remove hazards, and reduce the cost of storm water flooding. The program funds will clean up blighted properties, create jobs, open valuable real estate, and promote public health. This grant program, which helps accelerate redevelopment and supports smart growth, provides critical resources to facilitate the return of these sites to productive use. Grants will provide for both site preparation and redevelopment projects and can be used to fill gaps that exist in supporting data and/or to develop and analyze potential remedial strategies necessary to clean up and develop the site.

Coastal Resiliency and Public Access Projects

The Governor recommends \$5.0 million in proceeds from General Obligation bonds approved by the voters in 2018. During FY 2021 - FY 2025 this will finance efforts to reduce or eliminate flooding risk in coastal and inland areas and to promote green infrastructure and climate resilience. Work to be funded through this grant program, which provides up to 75% of project costs, would improve access and public safety in the face of increased flooding, major storm events and environmental degradation.

Dam Repair

The Governor recommends \$3.8 million in General Obligation debt financing for dam repair in FY 2021 and FY 2022 and \$8.5 million in financing from the RI Capital Plan Fund in FY 2021 – FY 2026. The financing will be used for remediation of seven significant- and high-hazard state-owned dams at various management and recreation areas. The dam repair is proposed over several years owing to time restrictions and seasonality which limit the ability of inspectors to determine what repairs are needed and for the assets to be physically repaired. After the repair of the high- and significant-hazard dams, funds will be shifted towards routine monitoring and dam maintenance. Rhode Island is statutorily mandated to maintain, repair, and rehabilitate state-owned dams. These repairs are necessary to prevent loss of life, economic loss, and damage to resource areas.

Facilities Asset Protection

The Governor recommends \$3.0 million from the RI Capital Plan Fund in FY 2021 - FY 2026 to finance scheduled and unscheduled repairs to extend the useful life of assets. Examples include painting, staining, and roof repairs on structures in order to protect against the wearing effects of weather and the outdoor environment; mechanical, electrical, and plumbing updates; and inspections and repairs to bridges, dams, parking lots, docks, and roadways that support Rhode Island's recreational and commercial fishing industries.

Farmland Development Rights Acquisition

The Governor recommends \$3.4 million in General Obligation bond proceeds from FY 2021 -FY 2023 for continuation of the Farmland Development Rights Acquisition program. The objective of this program is to protect Rhode Island's farmland from development that would shift its use away from agriculture. It allows Rhode Island to acquire development rights for agricultural property and preserve that farmland as such. Project funds are used to purchase these rights. State ownership allows Rhode Island to resell the lands to potential farmers.

Flood Prevention

The Governor recommends \$2.4 million in proceeds authorized under P.L. 2014, Ch. 145 in FY 2021 - FY 2023 to finance assistance grants for work on design and construction activities intended to improve community resiliency and public safety in the face of increased flooding, major storm events and environmental degradation.

Fort Adams Trust/Rehabilitation

The Governor recommends \$2.1 million from the RI Capital Plan Fund in FY 2021 - FY 2026 for continued support of the restoration of the Fort Adams fortification and site in Newport. This includes financing of \$300,000 annually beginning in FY 2022. The recommended funding will support work on preservation and renovation of the integrity and economic appeal of the assets at Fort Adams.

Friends of the Blackstone Park Improvements

The Governor recommends \$1.3 million from the RI Capital Plan Fund in FY 2021 - FY 2022 to finance improvement projects with the nonprofit organization, Friends of the Blackstone. Projects include improving river access and safety, restoration of historic landscapes, and development of recreational and educational opportunities. Upcoming projects include renovation work to the I-295 Visitor Center in Lincoln and enhancements to water quality at Diamond Hill Park in Cumberland.

Galilee Piers/Bulkhead/Facilities

The Governor recommends \$20.4 million in FY 2021 - FY 2026 to finance continued capital improvements to the Port of Galilee, one of the largest Atlantic coast commercial fishing ports in the country. In addition to routine asset protection and capital repairs, this project will rehabilitate and reconstruct a portion of the northern bulkhead section at the Port of Galilee. This project will support the repair and/or replacement of numerous structural elements of this section, including electrical rehabilitation, new and replacement dolphin clusters, dock work, steel repair, and repair of the landside ground that has been compromised by bulkhead failures. The Governor recommends \$18.8 million from the RI Capital Plan Fund, \$1.7 million in federal funds.

Local Land Acquisition Grants

The Governor recommends \$6.0 million in General Obligation bond financing from FY 2021 - FY 2024 for continuation of the Local Land Acquisition Grants program. This program provides for localities, local land trusts, and nonprofits to acquire title, development rights, or conservation easements on open spaces and parklands. The grants are funded through voter-approved bonds, the proceeds of which provide up to 50% of the acquisition costs of the land to the requesting organization.

Local Recreation Development Grants

The Governor recommends \$13.9 million in General Obligation bond financing for continuation of the Local Recreation Development Grants program from FY 2021 - FY 2025. Of this total, \$9.9 million was authorized in 2012, 2014, 2016 and 2018 referenda. The Governor recommends building upon these resources with a new General Obligation bond authorization of \$4.0 million approved by voters in March 2021. This program serves to support local efforts to develop, rehabilitate, and maintain universally accessible recreational facilities. The program provides matching funds to localities for the acquisition of land for recreational facilities and the development thereof. The grants provide up to 50% matching for the acquisition of land and up to 80% matching for development costs.

Narragansett Bay and Watershed Restoration

The Governor recommends \$4.4 million in FY 2021 - FY 2023 to finance water pollution abatement projects, including matching grants and incentive grants to State and local entities, non-profit organizations, and for-profit businesses for water quality restoration and protection projects. The bond funds may be used in conjunction with federal and local contributions.

Examples of projects to be funded include point and non-point source pollution abatement, nutrient loading abatement, best management grants for farmers and businesses, and riparian buffer enhancements. The watershed approach to pollution identification and assessment, with the remediation responsibility assigned to the polluter wherever possible, is also part of the Department's community-based approach to improving the health of Narragansett Bay and its tributaries. The Governor recommends \$2.4 million from a 2004 General Obligation bond authorization and \$2.0 million from a 2012 General Obligation bond authorization.

Natural and Working Lands

The Governor recommends \$3.0 million from a new General Obligation bond authorization by voters in March 2021 to finance the protection of working forest and farm lands throughout Rhode Island in FY 2023 - FY 2024. Approved funding will finance the purchase of forest conservation easements, the purchase of development rights by the Agricultural Lands Preservation Commission, and the State Farmland Access Program.

Natural Resources Offices & Visitor's Center

The Governor recommends \$5.0 million from the RI Capital Plan Fund in FY 2023 - FY 2026 to finance the construction of a new Natural Resources and Visitor Center on State-owned property in the Arcadia Management Area, near Browning Mill Pond in the Town of Richmond. The facility will serve as the gateway center for public access to Arcadia Management Area and will consolidate administrative offices of the Department of Environmental Management Fish and Wildlife and Forest Environment divisions.

Newport Piers/Building Project

The Governor recommends \$300,000 from the RI Capital Plan Fund in FY 2021 - FY 2022 to finance facilities and infrastructure to support the commercial fishing economy at State Pier #9 (Louis Jagshitz State Pier) in Newport. This project will improve the utility services for the pier, replacing substantially compromised electrical wiring with marine-grade infrastructure, and will conduct engineering for a future wave attenuator project. The State Pier currently houses more than 40 fishing vessels and provides the only affordable berthing space for the local commercial fleet.

Recreational Facility Improvements

The Governor recommends \$66.2 million in FY 2021 - FY 2026 to finance new facility development, major facility improvements, and feasibility studies for State parks and management areas. The Department maintains more than fifty buildings and over twenty-five miles of roadway in State Parks and Management Areas across more than 8,200 acres of land.

The Department prioritizes needs based on facility assessments, public safety and user needs. Current projects include exterior preservation work at Colt State Park's historic stone dairy barn, safety improvements at Brenton Point, repairs to the Roger Wheeler State Beach bulkhead, and bathroom renovations.

The Governor recommends \$14.8 million from the RI Capital Plan Fund, \$870,483 from a 2004 General Obligation bond authorization, \$1.2 million from a 2016 General Obligation bond authorization, \$16.1 million in federal funds, \$171,242 in insurance proceeds, and \$33.0 million from a new General Obligation bond authorization approved by voters in March 2021.

Roger Williams Park and Zoo

The Governor recommends \$909,580 in proceeds authorized under P.L. 2014, Ch. 145 in FY 2021 to finance ongoing renovations and improvements to Roger Williams Park and Zoo in Providence. Projects include the newly constructed Rainforest Exhibit and repairs for roadways, bridges, walkways, and stormwater management facilities.

State Bikeway Development

The Governor recommends \$10.5 million in FY 2021 - FY 2025 to finance the continued work of the Blackstone River Bikeway and the new portion of the South County Bikeway. This represents a total of \$5.5 million in General Obligation proceeds authorized under P.L. 2016, Ch. 142, and \$5.0 million in General Obligation proceeds authorized under P.L. 2018. The recommended funding will support the current Transportation Alternative Program (TAP) contained within the State's Transportation Improvement Program and the creation of a new bicycle infrastructure.

State Building Demolition

The Governor recommends \$54,942 from the RI Capital Plan Fund in FY 2021 for the demolition of abandoned buildings within the control of the Department of Environmental Management which are not anticipated for future redevelopment. Recent and upcoming work in the project includes demolition of restrooms at Haines State Park in East Providence, Pulaski State Park in Glocester, and George Washington State Forest in Glocester.

State Land Acquisition - Open Space

The Governor recommends \$4.5 million in FY 2021 - FY 2023 to finance open space and land acquisition purchases. Land acquisition includes land and development rights to preserve coastal access and shoreline open space. Goals of the land acquisition program include watershed protection, expansion of open space and recreation areas, protection of greenways, easements to recreation lands, and preservation of wildlife habitat and natural heritage areas. The Governor recommends \$4.0 million from a 2016 General Obligation bond authorization and \$452,685 from a 2012 General Obligation bond authorization.

Stormwater Pollution Prevention

The Governor recommends financing \$2.8 million in FY 2021 – FY 2022 from the 2016 General Obligation bond authorization to provide up to 75% matching grants for public, private and/or non-profit entities for projects that reduce stormwater pollution. Funds will be administered through the existing Narragansett Bay and Watershed Restoration Fund.

Contaminants carried by stormwater result in waters unsafe for recreation, including beach closures, closed shellfish growing areas and other degraded conditions that impair the beneficial uses of our rivers, lakes and coastal waters. Much of Rhode Island's existing developed landscape lacks proper stormwater controls. Techniques utilizing green infrastructure are now available to capture and reduce the stormwater pollution. Investment to integrate stormwater management techniques including installation of green infrastructure through retrofitting is necessary to restore most known degraded waters. The projects will yield long-term benefits in terms of supporting Rhode Island's water-based economy, including tourism, and strengthening the resiliency of stormwater infrastructure with respect to changing precipitation patterns, and building public awareness and support for expanding local stormwater programs to continue needed restoration efforts.

Wastewater Treatment Facility Resilience Improve

The Governor recommends financing \$5.0 million in FY 2021 - FY 2025 from the 2018 General Obligation bond authorization for up to 50% matching grants to help ensure water quality by protecting wastewater infrastructure from the impacts of flooding and major storm events.

Woonasquatucket River Watershed Council Grant

The Governor recommends \$2.0 million of new General Obligation bonds in FY 2022 - FY 2023 approved by voters in March 2021 for the Woonasquatucket River Watershed Council to develop, improve, and rehabilitate public recreational projects and infrastructure along the Woonasquatucket River and its Greenway, from North Smithfield and Glocester through Smithfield, North Providence, Johnston and Providence.

Coastal Resources Management Council

The Rhode Island Coastal Resources Management Council is responsible for managing, preserving and restoring the coastal resources of Rhode Island through long-range planning that is embodied in the R.I. Coastal Resources Management Program, adopted in 1976, federally approved in 1978, and revised substantially in 1983 and 1996. The program defines the various types of shorelines and the activities and restrictions appropriate for each. For example, 70.0 percent of Rhode Island’s shoreline is designated as either conservation or low intensity use and is protected from commercial development through restrictions on the type of allowable water structures.

In addition to the permitting process and other regulatory activities, the Council acts as the lead agency for Rhode Island’s dealings with the U.S. Army Corps of Engineers. The latter has administered funds for various capital project activities, such as the dredging of the Providence shipping channel, habitat restoration and beach replenishment and restoration. The Agency also is the lead agency for certain projects funded by the Department of the Interior.

Capital Spending by Agency and Financing Source

Coastal Resources Management Council
Pre-FY 2021 Through Post-FY 2026
 (thousands of dollars)

Funding Source Name	Pre-FY 2021	FY 2021	FY 2022	FY 2023	FY 2024	FY 2025	FY 2026	Post- FY 2026	Total Capital
Certificates of Participation									
- UnIssued	-	-	10,500	-	-	-	-	-	10,500
Federal Funds	5,600	6,500	-	-	-	-	-	-	12,100
P.L. 2018, Ch. 47 Issued	3,965	3,035	-	-	-	-	-	-	7,000
P.L. 2020, Ch. 80 - Unissued	-	-	3,000	3,000	-	-	-	-	6,000
Restricted Receipt Funds	3,941	250	750	250	250	250	250	250	6,191
RI Capital Plan Fund	1,389	91	550	-	-	-	-	-	2,030
Total:	14,895	9,876	14,800	3,250	250	250	250	250	43,821

Coastal Resources Management Council

Coastal and Estuary Habitat Restoration Trust

The Governor recommends \$1.5 million in restricted receipts from the Oil Spill Prevention, Administration and Response Fund (OSPAR) in FY 2021 - FY 2026. The financing will preserve and restore coastal wetlands, fish runs, and eelgrass beds that protect the shore from storms and erosion, serve as breeding grounds for recreational and commercial fishing, filter out pollution, and hinder the spread of mosquitoes. Restoration projects are reviewed and selected by the R.I. Habitat Protection Team.

Confined Aquatic Dredged Material Disposal Cells

The Governor recommends the expenditure of \$10.5 million in Certificates of Participation proceeds and \$500,000 from the Coastal Resources Management Council Dredge Fund in FY 2022 to finance the state match for a new confined aquatic disposal cell (CAD cell) to store dredged contaminated sediments in depressions at the bottom of an aquatic system. The CAD cell is required to contain material displaced during the Army Corps of Engineers' upcoming dredging of the Providence Harbor. The additional space in the CAD cell will generate revenue from the fees charged to other marinas and harbors to dispose their own material. The funding will be transferred to the Army Corps of Engineers, which will conduct the actual dredging work and creation of the CAD cells.

Green Bond Dredging/Waterplace Park

The Governor recommends \$9.0 million in General Obligation bonds to finance the dredging of sections of the Providence River, the Woonasquatucket River, and the Moshassuck River. This includes \$3.0 million in FY 2021 from the 2018 Green Bond and unissued proceeds of \$6.0 million from General Obligation bonds approved by voters in March 2021 in FY 2022 and FY 2023. This work supports economic development, infrastructure maintenance, enhanced tourism opportunities, and improved water depths for boating, recreation, and climate resiliency.

Green Hill Pond Study

The Governor recommends \$2,159 from the RI Capital Plan Fund in FY 2021 for the Green Hill Pond Study. This is in addition to the \$77,840 of proceeds from the RI Capital Plan Fund spent prior to FY 2021. The study will be conducted with the University of Rhode Island and develop potential shoreline adaptation and resiliency solutions for Green Hill Beach in South Kingstown, RI. This project will provide a deeper understanding of wave climate, sediment transport, and erosional processes.

Narragansett Bay SAMP

The Governor recommends \$164,266 from the RI Capital Plan Fund in FY 2021 - FY 2022 for the continued implementation of the Narragansett Bay's Special Area Management Plan. This is in addition to the \$85,734 of proceeds from the RI Capital Plan Fund spent prior to FY 2021. The project will resolve the outstanding compliance issues with NOAA.

Rhode Island Coastal Storm Risk Study

The Governor recommends \$6.9 million in FY 2021 - FY 2022 for the RI Coastal Storm Risk Study. This reflects \$6.5 million in federal funds in FY 2021 and \$475,000 from the RI Capital Plan Fund in FY 2022. This is in addition to the \$1.0 million of proceeds from the RI Capital Plan Fund spent prior to FY 2021. This study includes plan formulation and engineering analyses with decision criteria to identify the most opportune set of coastal storm risk management strategies to support resilience to coastal Rhode Island communities.

Narragansett Bay Commission

In 1991, legislation was enacted merging the Blackstone Valley District Commission (BVDC) into the Narragansett Bay Commission (NBC). The merger took effect in January 1992. As a result of the merger, NBC's service area was expanded to include the areas formerly served by the BVDC, including the cities of Pawtucket and Central Falls, and portions of the towns of Cumberland, Lincoln, Smithfield, and the City of East Providence.

The merger resulted in the consolidation of the two largest wastewater treatment facilities in Rhode Island. The Field's Point plant, which services NBC's original district, handles average dry weather flows of 50 million gallons per day (mgd) and the Bucklin Point facility, which services the area formally served by the BVDC, handles average dry weather flows of 23 mgd. Together, these two facilities serve 10 communities and 300,000 people or about one-third of Rhode Island's population. NBC owns, operates and maintains seven pump stations. Four of the seven are within the original NBC district, while three are within the former BVDC district. NBC is responsible for 86 of the 89 combined sewer overflows (CSOs) in Rhode Island (59 in the original NBC district and 27 in the old BVDC district), and over 89 miles of underground interceptors and 32 tide gates.

While BVDC ceased to exist as a legal entity in January 1992, the following discussion on each agency's bond authorization is provided to place the state's general obligation commitment to NBC and BVDC in a historical perspective. In November of 1980, the voters approved a bond issue of \$87.7 million to finance capital improvements to be undertaken by the Narragansett Bay Water Quality Management District Commission. In 1990, \$15.0 million of this authorization was reallocated by a referendum to the Blackstone Valley District (\$6.0 million) and the Pawtuxet River District Commission (\$9.0 million). In November 1992, the voters approved a \$15.0 million bond referendum that restored to NBC the funds that had been reallocated to the Blackstone Valley District and the Pawtuxet River District Commission. Although the \$93.7 million of bonds are general obligations of the State, user fees are required under the authorizing statute of the commission to support debt service costs for no more than \$14.1 million of such bonds and general operating expenses and other debt service requirements of the Commission.

While the size and timing of the 1980 bond authorization was based upon the anticipated termination of the federal Clean Water Act grant program, the federal program continued for several years to provide the Commission with additional resources. Since the Commission assumed full responsibility for the metropolitan Providence system on May 2, 1982, it has received grants from the United States Environmental Protection Agency under provisions of the Clean Water Act, and matching grants from the Rhode Island Department of Environmental Management. In addition, the Clean Water Finance Agency has provided the Commission with below-market rate State Revolving Fund loans. The Commission is also authorized to issue its own revenue bonds to finance system-wide improvements. The Commission has indicated that a substantial share of its new and existing projects will be funded from other fund sources that would include state revolving funds, revenue bonds, or other fund sources. All spending in FY 2020 through FY 2025 is described below.

Capital Spending by Agency and Financing Source

**Narragansett Bay Commission
Pre-FY 2021 Through Post-FY 2026
(thousands of dollars)**

Funding Source Name	Pre-FY 2021	FY 2021	FY 2022	FY 2023	FY 2024	FY 2025	FY 2026	Post- FY 2026	Total Capital
Other Funds	80,568	52,732	145,016	163,687	140,315	122,506	34,447	279,654	1,018,925
Total:	80,568	52,732	145,016	163,687	140,315	122,506	34,447	279,654	1,018,925

Narragansett Bay Commission

CSO Phase III Facilities

The Governor recommends \$543.7 million to finance the Combined Sewer Overflow (CSO) Phase III Facilities improvements in FY 2021 - FY 2026. The project represents the third and final phase of federally mandated CSO Abatement Program required as part of a consent agreement between the Commission and the RI Department of Environmental Management. Within Phase III, the Program is subdivided into four sub-phases, A, B, C, and D, which will be completed by 2041. Each sub-phase includes expenditures of \$10 million for the construction of Green Stormwater Infrastructure to reduce stormwater inflow by implementing stormwater infiltration projects. The financing will support 13 construction sub-projects, including the Pawtucket Tunnel and Pump Station, drop shafts and consolidation conduits, interceptors, a stub tunnel to convey flow to the Pawtucket tunnel, regulator modifications, Bucklin Point Wastewater Treatment Facility Clarifiers, and Dexter Street Stormwater Infrastructure improvements. The Pawtucket tunnel is the largest of these projects and was brought to 30% completion in FY 2020.

Infrastructure Management

The Governor recommends financing of \$5.0 million in Commission funds in FY 2021 - FY 2025 to ensure facility operations remain compliant with the Rhode Island Pollutant Discharge Elimination System (RIPDES) permits. Funding will support the evaluation of the entire flow monitoring system in accordance with the RIPDES permit and purchasing, installation, and maintenance of all equipment in order to accurately monitor flow conditions and measurements. The project is currently ongoing and focused on the design and construction of a new solar carport in FY 2021.

Interceptor Inspection and Cleaning

The Governor recommends \$3.2 million from Commission funds for inspection and cleaning of interceptors in FY 2021 - FY 2026. The inspection and cleaning processes will assist the Commission in determining pipe condition and identifying infrastructure issues and help to ensure the structural integrity of NBC's infrastructure. In FY 2020, the project was focused on selected siphons across various locations; in FY 2021, funding will be directed toward large diameter interceptors.

Interceptor Restoration and Construction

The Governor recommends \$15.9 million from Commission funds for the Interceptor Restoration and Construction project in FY 2021 - FY 2026. This is an ongoing project aimed at protecting NBC's infrastructure, maximizing flow and capacity, and supporting the health and safety of the public in accordance with regulatory requirements. Projects that will be undertaken with the recommended funding are determined based on inspection and cleaning projects and emergency situations; in FY 2021, funding is expected to be utilized for the Moshassuck Valley Interceptor project. Projects result from such issues as root intrusion, structural damage, odor control, aging infrastructure, inaccessible structures, pipe damage and emergency situations.

Sewer System Improvements

The Governor recommends \$20.8 million from Commission funds in FY 2021- FY 2026 to support sewer system improvements, pump station improvements, and easement restoration. Funding will help to ensure the structural integrity of the infrastructure and assets.

Wastewater Treatment Facility Improvements

The Governor recommends \$70.1 million from Commission funds in FY 2021 - FY 2026 for Wastewater Treatment Facility (WWTF) improvements. Funding will support necessary upgrades to ensure that the Commission's two WWTFs are compliant with current and future regulatory requirements and support improvements to ensure uninterrupted, 24/7/365 wastewater treatment processing. The four largest sub-projects that will be supported with funding are Bucklin Point WWTF resiliency, UV Disinfection, Bucklin Point Improvements, and new Operations & Maintenance Buildings.

Rhode Island Infrastructure Bank

The Rhode Island Infrastructure Bank (RIIB), formerly the Clean Water Finance Agency, functions as a body politic, a corporate and public instrumentality having a distinct legal existence from the State of Rhode Island. The mission of the agency is to provide low-cost financing to municipalities, suppliers of drinking water, sewer commissions and wastewater management districts by means of the State Revolving Fund (SRF) programs. The SRF programs are designed to leverage state bond funds, increasing the availability of money to borrowers by a ratio of ten to one. The SRF loan programs consist of a Clean Water SRF, a Safe Drinking Water SRF, and a Rhode Island Water Pollution Control Revolving Fund.

Beginning with the FY 2016 budget, the scope of the Clean Water Finance Agency was expanded, and the entity renamed. The new organization, RIIB, now provides energy efficiency and renewable energy financing for local businesses by allowing commercial properties to be eligible for the Property Assessed Clean Energy Program (PACE), for storm water management loans, and for federally-funded Brownfields projects. RIIB also provides new funding for energy efficiency retrofits and renewable energy projects to Rhode Island's municipalities and school districts, by accessing federal energy conservation funding. Finally, RIIB administers the Municipal Road and Bridge Revolving Fund.

Capital Spending by Agency and Financing Source

Rhode Island Infrastructure Bank									
Pre-FY 2021 Through Post-FY 2026									
(thousands of dollars)									
Funding Source Name	Pre-FY 2021	FY 2021	FY 2022	FY 2023	FY 2024	FY 2025	FY 2026	Post- FY 2026	Total Capital
Agency Funds	50,164	5,285	5,345	5,456	5,570	5,686	4,906	-	82,411
Environmental Protection Agency - Federal	220,115	21,681	22,223	22,779	23,348	23,932	24,530	-	358,608
Federal Funds	-	820	-	-	-	-	-	-	820
Federal Stimulus Funding	22,907	-	-	-	-	-	-	-	22,907
Interest Earnings	2,685	50	50	50	50	50	-	-	2,935
Other Funds	91,353	18,940	12,500	12,500	12,500	12,500	12,500	-	172,793
P.L. 2012, Ch. 241 Issued	19,997	3	-	-	-	-	-	-	20,000
P.L. 2014, Ch. 145 - Issued	19,986	14	-	-	-	-	-	-	20,000
P.L. 2018, Ch. 47 Issued	7,785	115	-	-	-	-	-	-	7,900
P.L. 2020, Ch. 80 - Unissued	-	-	8,500	8,500	5,000	-	-	-	22,000
Revenue Bonds	811,674	105,600	110,000	118,000	123,000	93,000	93,000	-	1,454,274
Revolved Capitalization Grants	222,659	20,198	18,792	20,354	20,424	18,670	18,135	-	339,231
Total:	1,469,325	172,706	177,410	187,639	189,892	153,838	153,071	-	2,503,879

Rhode Island Infrastructure Bank

Clean Water State Revolving Fund

The Governor recommends total financing of \$421.1 million over FY 2021 to FY 2026 for the Clean Water State Revolving Fund. Of this total, \$268.0 million is revenue bonds, \$63.7 million is revolved capital from the outstanding portfolio, \$68.2 million is granted from the Environmental Protection Agency, \$13.6 million from Rhode Island Infrastructure Bank agency funds, and \$115,264 from previous General Obligation bond authorizations. The Governor further recommends that \$7.5 million in new General Obligation bond proceeds from the FY 2021 March voter referendum supplement these sources. The Fund provides low-interest subsidized loans for local governments and quasi-public agencies to finance approved water pollution abatement projects, and has to date supported \$1.32 billion in low-interest loans to two dozen municipalities, Providence Water, the Rhode Island Airport Corporation, and the Narragansett Bay Commission.

Drinking Water State Revolving Fund

The Governor recommends the Drinking Water State Revolving Fund (DWSRF) be financed with \$342.1 million over FY 2021 through FY 2026. Of this total, \$210.0 million is revenue bond proceeds, \$70.3 million is federal funds through the Environmental Protection Agency, \$40.3 million is revolved capitalization and \$14.0 million is RI Infrastructure Bank agency funds. The Governor further recommends that \$7.5 million in new General Obligation bond proceeds from the FY 2021 March voter referendum supplement these sources. These resources enable Rhode Island's largest and most important drinking water financing program. Through the program, jointly managed with the Rhode Island Department of Health, eligible borrowers have access to below-market interest rate loans to construct safe drinking water infrastructure projects. The current project priority list identifies approximately \$784 million of project need. Eligible projects include construction or rehabilitation of water mains, pipes, water meters and storage tanks by municipalities, quasi-public agencies, nonprofit, and private water suppliers.

Municipal Resiliency

The Governor recommends new General Obligation bonds of \$7.0 million authorized by voters in March 2021 for municipal resiliency work in FY 2022 and FY 2023. The proceeds would serve as matching grants to municipalities for restoring and improving resiliency of infrastructure, vulnerable coastal habitats, and restoring rivers and stream floodplains. These funds are expected to leverage significant matching funds to support local programs to improve community resiliency and public safety in the face of increased flooding, major storm events, and environmental degradation.

Municipal Road and Bridge Revolving Fund

The Governor recommends \$81.5 million in revenue bonds, \$45.0 million in other funds, and \$6.0 million in revolved capitalized grants to finance the Municipal Road and Bridge Revolving Loan Fund over FY 2021 through FY 2026. The Fund disburses loans to municipalities for road and bridge projects. The other funds are predominantly principal repaid from the outstanding loan portfolio.

RI Brownfields Fund

The Governor recommends \$984,000 in FY 2021 financing for the RI Brownfields Fund. Of this total, \$820,000 is funded federally by the Environmental Protection Agency, and \$164,000 is contributed from RI Infrastructure Bank agency funds. The program provides low-cost financing for cities, towns, and other owners of properties designated as brownfield sites to invest in the environmental remediation of the area.

RI Efficient Buildings Fund

The Efficient Building Fund is a public building energy efficiency and renewable energy investment program that provides municipalities, school districts, and quasi-public state entities with access to capital to make renewable energy and energy efficient improvements to their facilities. The Governor recommends expenditures of \$83.1 million in revenue bonds and \$36.4 million in other funds from FY 2021 to FY 2026. The other funds are predominantly principal repaid from the outstanding loan portfolio.

RI Water Pollution Control Revolving Fund

The Governor recommends the Water Pollution Control Revolving Fund be financed with \$500,000 of revolved capitalization and \$250,000 of interest earnings over FY 2021 through FY 2025. The Fund provides flexibility to finance loans that do not meet all criteria for Clean Water State Revolving Fund eligibility ("CWSRF"). The program also includes the Facility Plan Loan Program which helps municipalities complete facility plan documents, amendments or updates that are requirements of the CWSRF application process.

RI Water Quality Protection Charge Fund

The Governor recommends \$4.5 million of Rhode Island Infrastructure Bank agency funds finance the Water Quality and Protection Charge Fund over FY 2021 through FY 2025 to provide low-cost funds for land acquisition for watershed protection and other projects needed

Transportation

**Department of Transportation
Rhode Island Public Transit Authority**

Department Of Transportation

The Department of Transportation is responsible for providing and maintaining the surface transportation (highway, mass transit, and rail) infrastructure that serves the needs of Rhode Island residents and visitors. Infrastructure-related capital projects are outlined in the Department's five-year Capital Improvement Program for inclusion in the Transportation Improvement Program (TIP), which is a ten-year plan updated once a year by the Department of Administration's Office of Statewide Planning and approved by the State Planning Council. The TIP addresses the goals of Rhode Island's transportation program and lists priority projects and activities. In recent years, the Department's capital improvement projects have focused on continued highway construction and reconstruction, bridge repair, and statewide road projects. The State of Rhode Island has relied in the past on the issuance of general obligation debt to both finance state projects and provide the majority of required state match for federal funds. Over the last few years and moving forward, Department of Motor Vehicle fees, along with Rhode Island Capital Plan Fund financing will be the primary funding streams for the local match as the State moves away from borrowing. Federal funds have come from three sources: the Federal Highway Administration (FHWA), the Federal Transit Administration (FTA), and the Federal Railroad Administration (FRA).

All projects within the Rhode Island TIP fall into the following categories:

Bridge Maintenance involves an asset management-based system of planning, with an emphasis on preservation and maintenance to keep assets in good condition. Activities include inspections, permits, joint sealing, and spot painting.

Pavement Maintenance covers the preservation of approximately 1,100 miles of roadway under the Department of Transportation's jurisdiction. Activities include crack sealing and surface treatments.

Traffic Safety Maintenance handles damaged safety equipment that must be repaired or replaced. Activities include signage and lighting repair, permits, and pavement striping.

Drainage Maintenance activities include cleaning and flushing, removing sediment and debris, inspections, and routine maintenance.

Maintenance Operations include programs covering winter operations, mowing, sweeping, roadside maintenance, and traffic operations.

Transit Operations covers both the Department of Transportation (including commuter rail service and seasonal bus and ferry services and RIPTA (all bus transit and paratransit operations funding).

Toll Facilities Operations is authorized through RhodeWorks legislation. The infrastructure consists of cashless, All-Electronic Tolling with equipment mounted on overhead gantries.

Headquarters Operations encompasses all administrative functions at the Department of Transportation, including Legal, Human Resources, Communications, Information Technology,

and Finance. These functions maintain a system of centralized program services.

Debt Service is mainly for General Obligation bonds that require annual payments through FY 2034. In addition, debt service is required for Grant Anticipation Revenue Vehicle (GARVEE) and Motor Fuel bonds.

The Bridge Capital Program is similar to Bridge Maintenance in that it is an asset management approach used to identify and develop the sequence of preservation, repair, rehabilitation, and repair actions for bridges.

The Pavement Capital Program also uses an asset management approach to maintain the Pavement Structural Health Index (PSHI) per mile traveled at an average of 80% over the life of the TIP. A proactive approach is taken to pavement management in order to extend the life of the road surfaces.

The Traffic Safety Capital Program covers activities including roadway departure mitigation, intersection and interchange improvements, pedestrian improvements, traffic signal optimization, bottleneck reduction, and sign and structure replacement.

The Railway Highway Crossing Program provides for the elimination of hazards at crossings between rail and highways.

The Drainage Capital Program includes a comprehensive plan to invest in the State's 25,000 stormwater catch basins, 2,000 outfalls, and 100 treatment systems.

The Transportation Alternatives Program provides funding for projects defined as transportation alternatives, including pedestrian and bicycle facilities, community improvement activities, environmental mitigation, recreational trail program projects, and safe routes to school projects.

Planning and Development refers to tasks performed by planning personnel including data collection, civil rights, transit and capital planning, the Local Technical Assistance Program (LTAP), permitting, and research.

The Transit Capital Program covers both the Department of Transportation (including in-state rail shuttles, new transit stations and hubs, Northeast Corridor capacity improvements, ferry terminals, and rapid bus transit) and the Rhode Island Public Transit Authority (RIPTA), including regular replacement of buses and paratransit vans, passenger facility upgrades, and intelligent transportation system equipment.

Capital Spending by Agency and Financing Source

Department Of Transportation
Pre-FY 2021 Through Post-FY 2026
(thousands of dollars)

Funding Source Name	Pre-FY 2021	FY 2021	FY 2022	FY 2023	FY 2024	FY 2025	FY 2026	Post- FY 2026	Total Capital
Federal - Congestion Mitigation Funds	2,790	2,790	-	-	-	-	-	-	5,580
Federal Highway Administration	2,002,254	310,550	365,089	355,699	323,689	303,755	293,752	-	3,954,788
Federal Railroad Administration	2,800	-	-	-	-	-	-	-	2,800
Federal Stimulus Funding	29,950	-	-	-	-	-	-	-	29,950
Federal Transit Administration	54,589	8,723	6,640	1,680	1,720	1,720	1,720	-	76,793
GARVEE Bonds	744,039	128,744	85,965	84,913	58,494	43,696	2,905	-	1,148,755
Gas Tax	18,598	6,543	1,757	7,487	7,497	7,497	7,458	-	56,837
Land Sale Revenue	57,995	14,700	4,934	1,964	1,964	1,764	1,764	-	85,085
Local Funds	5,430	-	-	-	-	-	-	-	5,430
Motor Fuel Residuals	-	7,121	-	-	-	-	-	-	7,121
Motor Fuel Tax Revenue Bonds	-	-	-	34,900	-	-	-	-	34,900
Offset to Avoid Double Counting	(15,755)	(51,306)	(60,410)	(68,420)	(40,430)	(27,430)	(11,430)	-	(275,181)
Other Funds	1,060	-	-	-	-	-	-	-	1,060
Other Highway Funds	7,902	11,894	11,515	11,284	10,570	10,087	58,394	-	121,646
P.L. 2004, Ch. 595 - Issued	300	774	-	-	-	-	-	-	1,074
P.L. 2008, Ch. 378/469 - Issued	2,649	921	-	-	-	-	-	-	3,570
P.L. 2010, Ch. 23 - Issued	80,000	-	-	-	-	-	-	-	80,000
P.L. 2014, Ch. 145 - Issued	1,241	5,759	8,000	-	-	-	-	-	15,000
P.L. 2014, Ch. 145 - Unissued	-	-	-	19,000	1,000	-	-	-	20,000
P.L. 2020, Ch. 80 - Unissued	-	-	40,000	31,700	-	-	-	-	71,700
RI Capital Plan Fund	229,188	1,398	69,351	56,650	31,450	30,400	30,400	-	448,837
Toll Revenue	6,033	40,115	32,442	26,226	26,226	60,564	60,564	-	252,170
Transportation Soft Match	372	18	18	18	18	18	18	-	479
Vehicle Registration Fees	384,464	94,465	98,699	99,872	94,516	91,796	88,450	-	952,261
Total:	3,615,899	583,209	664,000	662,973	516,714	523,867	533,995	-	7,100,655

Department Of Transportation

Bike Facilities Maintenance

The Governor recommends \$2.0 million for asset protection work for the statewide network of bicycle paths during FY 2021 - FY 2026.

Fixed Guideway (Commuter Rail)

The Governor recommends \$12.2 million in federal funds during FY 2021 - FY 2026 to finance a capital program relating to the operations, planning, design, and construction of commuter rail facilities serving Rhode Island. In addition, \$2.4 million of RI Highway Maintenance Account proceeds are included in the Department of Transportation Highway Improvement Program. This project includes construction of stations, tracks, and signals; right-of-way acquisition; track usage fees; purchase of locomotives and rail coaches (train sets); and other rail appurtenances to accommodate rail passenger service in Rhode Island. Commuter rail service is provided by the Massachusetts Bay Transportation Authority as an extension of its service to South Attleboro.

Highway Improvement Program

The Governor recommends \$3.1 billion to finance the Highway Improvement Program (HIP) during FY 2021 - FY 2026. HIP is the implementation of the Department of Transportation's federally funded capital program as identified in the ten-year Transportation Improvement Program (TIP). Of this total, \$1.9 billion from the Federal Highway Administration and \$260.6 million from Grant Anticipation Revenue Vehicle (GARVEE) bonds will be matched with \$328.0 million in RI Highway Maintenance Account proceeds, \$198.0 million from the RI Capital Plan Fund, \$71.7 million in new General Obligation bond proceeds approved by voters in March 2021, \$42.0 million in Motor Fuel Tax Revenue Bond proceeds, and \$20.4 million in land sale revenue.

While not fully eligible to serve as match for federal awards, HIP financing also includes \$246.1 million in toll revenues transferred out of the Bridge Replacement, Reconstruction and Maintenance Fund. The GARVEE values include amounts authorized by the 2019 Assembly. The Motor Fuel Tax Revenue Bond value refers to a prospective new bond issuance for consideration in the FY 2023 Budget. The monies from the Federal Highway Administration include \$125.3 million from the discretionary grant program Infrastructure For America (INFRA) for the Northbound I-95 Viaduct and Route 146, \$19.5 million from the federal Bridge Replacement and Rehabilitation program, and \$66.3 million from the Better Utilizing Investments to Leverage Development (BUILD) discretionary grant program for the Washington Bridge connecting East Providence to Providence, the Route 37 project, and ramps for the Newport Pell Bridge.

Due to the size and complexity of HIP, several notable projects are broken out in the RI Capital Improvement Program for separate consideration. To avoid double counting of resources, any amounts that are already captured in HIP have corresponding offset lines in the relevant project

Highway Improvement Program (continued)

detail. In most cases this is RI Highway Maintenance Account proceeds, or the receipts of license and vehicle registration fees by the DMV. State-funded projects that are entirely financed exclusively by the Highway Maintenance Account and for non-matching purposes have been separated into a new project entitled “State-funded Capital Improvements.”

A major part of the HIP project consists of the RhodeWorks plan, which provides more funding for bridges, pavement, transit and transportation alternatives when compared to previous funding options. The objective of the program is to reduce the number of structurally deficient bridges in Rhode Island, from 22% in 2015 to 10% in 2025. The RhodeWorks program, enacted by the 2015 General Assembly, allows the Rhode Island Department of Transportation to establish and collect tolls on large commercial trucks while the collection of tolls on other vehicles is expressly prohibited. The first two tolling locations became active in June 2018, three locations during calendar year 2019, and six locations during calendar year 2020. The remaining two locations are scheduled to begin tolling during calendar year 2021. Once completed and operational, current estimates project \$45.6 million in annual revenues. Once the immediate needs of the toll location bridges have been met, tolling proceeds can support other infrastructure projects eligible under Title 23, United States Code.

Information Technology Investment Strategy

The Governor recommends \$11.0 million to finance several information technology projects, annual maintenance, renewals, and upgrades within the Department of Transportation in FY 2021 - FY 2026. Of this amount, \$427,200 will be contributed from the Federal Highway Administration, and \$106,800 will be funded from ‘soft match,’ or toll credits recognized by the Federal Highway Administration for state-funded bridge maintenance work. The balance of \$10.4 million will come from state transportation funds including gas tax and land sale revenues.

Maintenance - Capital Equipment Replacement

The Governor recommends \$38.2 million in financing during FY 2021 – FY 2026, including \$29.8 million from gas tax and \$8.4 million from the RI Capital Plan Fund, for the continued replacement of maintenance vehicles in the Department of Transportation fleet. This financing will support the replacement of heavy trucks, sweepers, loaders, backhoes, and tractors, all of which are used to maintain Rhode Island’s 1,100 miles of highways and 1,200 bridges and to respond to adverse weather events. The success of the Department’s maintenance efforts is premised upon the availability of safe and functional equipment.

Maintenance Facility Improvements

The Governor recommends \$3.4 million in financing from the RI Capital Plan Fund during FY 2021 - FY 2026 to support ongoing maintenance and facility improvement projects. Projects that the financing will support include roof repairs, lot repaving and the construction of a new metal cold storage building at the Middletown Facility.

Mass Transit Hub Infrastructure

In November 2014, Rhode Island voters approved a referendum for \$35.0 million in General Obligation bonds that would "fund enhancements and renovations to mass transit hub infrastructure throughout the State of Rhode Island to improve access to multiple intermodal sites, key transportation, healthcare, and other locations." The Rhode Island Public Transit Authority, the Department of Transportation and the Division of Statewide Planning have worked cooperatively on project design and planning. The intent of this project is to provide citizens with quick and easy access to good jobs that offer opportunities for upward mobility in Rhode Island. The Governor recommends financing this project with \$19.9 million of remaining unissued General Obligation bonds, \$13.4 million in previously issued General Obligation bond proceeds, and \$2.9 million in Federal Transit Administration funds during FY 2021 - FY 2026.

Materials Quality Assurance Testing Lab

The Governor recommends \$1.2 million in land sale revenue in FY 2021 to finance the remaining work to renovate the Department of Transportation Materials Lab, for a total project cost of \$3.9 million. The project will resolve all outstanding compliance issues with American Association of State Highway Transportation Officials (AASHTO) accreditation and is expected to be completed by the end of FY 2021.

Non-Maintenance - Capital Equipment

The Governor recommends \$2.6 million in gas tax financing during FY 2021 – FY 2026 for the ongoing capital replacement program for non-maintenance vehicles in the Department of Transportation fleet. The vehicles that will be replaced using this financing are basic fleet vehicles used for the activities of a variety of the Department's sub-programs, including construction and materials.

Pawtucket-Central Falls Train Station

The Governor recommends \$14.2 million in FY 2021 - FY 2022 to finance the construction of a new commuter rail station in Pawtucket near the Central Falls border, including two platforms, a pedestrian overpass, bus drop-off access, and enhanced bicycle and pedestrian access. The station will be served along the Providence MBTA line that connects to Boston and will relieve some of the capacity issues currently faced by Providence and South Attleboro stations. The area of the new station is mostly underutilized or vacant mill space and is well-suited for redevelopment. Financing includes \$12.4 million in federal funds and \$850,000 in land sale revenue for the final completion of the project during FY 2022. In addition, \$1.0 million of matching State funds from general obligation bond proceeds authorized in 2008 are included in the Department of Transportation Highway Improvement Program (HIP).

Providence Viaduct North

The 1,300-foot-long Northbound Providence Viaduct, built in 1964, runs alongside the Providence Place Mall and carries about 220,000 vehicles per day above the Northeast Corridor railroad, the Woonasquatucket River, and local roads. Replacement of the southbound bridge was completed in 2017, but the northbound side remains structurally deficient and in need of improved traffic control and flow. The current effort will add lanes and better separate entering and exiting vehicles from other traffic to relieve congestion. In July 2019, the Federal Highway Administration announced an award of \$60.3 million to the Rhode Island Department of Transportation through the discretionary grant program Infrastructure for Rebuilding America (INFRA). That grant will be supplemented by \$149.2 million of a total \$200 million authorization of Grant Anticipation Revenue Vehicle (GARVEE) bonds, resolved by the 2019 Assembly, and \$52.2 million in other Federal Highway Administration funds. Those federal funds will be matched by state transportation funds at a ratio of 80 to 20. The Governor recommends \$55.4 million in proceeds from the RI Highway Maintenance Account serve as state match for a total project cost of \$265 million over FY 2021 - FY 2026.

Salt Storage Facilities

The Governor recommends \$5.7 million in FY 2021 - FY 2024 to finance the construction of four new, covered salt storage facilities in East Providence, Newport, Pawtucket, and Portsmouth, as a part of a planning effort to examine the consolidation of salt stockpiles to improve operational efficiencies, remedy environmental deficiencies, and reduce costs. This project will combat potential groundwater contamination and reduce environmental concerns over the storage of this chemical. Salt is purchased in bulk with tens of thousands of tons stored at 23 locations statewide. The Department has reviewed the existing salt storage facilities and developed a plan to replace/improve salt storage facilities to meet operational and environmental concerns. To date, five facilities have been closed; however, due to a continued need for strategically located material piles, uncovered locations continue to operate at four storage sites. The Governor recommends \$4.9 million from the RI Capital Plan Fund and \$774,237 from a 2004 General Obligation bond authorization.

State Funded Capital Improvements

The Governor recommends \$186.0 million to finance state funded capital improvements during FY 2021 – FY 2026. Financing for these improvements will come from vehicle registration fees and other fees collected from the DMV and held in the Highway Maintenance Account. Projects include road and bridge repairs highway drainage improvements. This project is intended to show improvements that do not qualify for federal match.

Train Station Maintenance and Repairs

The Governor recommends \$2.2 million from the RI Capital Plan Fund to finance asset protection work at three Rhode Island train stations during FY 2021 to FY 2026. The RI Department of Transportation is responsible for the oversight and maintenance of train stations located in Woonsocket, South Kingstown, and Westerly. The train stations serve as intermodal facilities for each of their communities. Major capital repairs at each location include HVAC, roofing, and ADA improvements, as well as funding to support minor repairs and general maintenance.

Welcome Center Improvements

The Governor recommends \$1.0 million for asset protection financed from the RI Capital Plan Fund during FY 2021 - FY 2026. Projects include roof repairs and interior renovations.

Rhode Island Public Transit Authority

The Rhode Island Public Transit Authority (RIPTA) has primary responsibility for directing statewide fixed-route bus service and Americans with Disabilities Act paratransit service operations. RIPTA is managed under the direction of an eight-member Board of Directors. In addition to these core transit services, RIPTA operations also include program development implementation of the statewide carpool program. RIPTA is committed to protecting the environment and providing safe, reliable, quality transit service that is responsive to customer needs, with emphasis on Rhode Island’s families, children, transit-dependent populations, and elderly and disabled residents. RIPTA operates a fixed-route fleet of 240 buses and trolleys. The authority’s main facility is located in the City of Providence with a satellite operation on Aquidneck Island.

Capital Spending by Agency and Financing Source

Rhode Island Public Transit Authority									
Pre-FY 2021 Through Post-FY 2026									
(thousands of dollars)									
Funding Source Name	Pre-FY 2021	FY 2021	FY 2022	FY 2023	FY 2024	FY 2025	FY 2026	Post- FY 2026	Total Capital
Federal Emergency Management Agency	31	-	-	-	-	-	-	-	31
Federal Stimulus Funding	21,788	-	-	-	-	-	-	-	21,788
Federal Transit Administration	107,154	27,997	30,515	26,867	15,507	17,136	20,544	-	245,720
Local Funds	1,792	1,088	-	-	-	-	-	-	2,880
Offset to Avoid Double Counting	(4,523)	-	-	-	-	-	-	-	(4,523)
Other Funds	-	4,500	9,491	-	-	-	-	-	13,991
Paratransit Revolving Fund	2,183	660	693	728	49	573	842	-	5,727
RI Capital Plan Fund	4,790	1,415	2,190	750	500	500	500	-	10,645
RIHEBC Bonds	-	-	400	-	-	-	-	-	400
RIPTA Capital Funds	481	-	-	-	-	-	-	-	481
RIPTA Operating Funds	199	2,855	4,046	800	300	-	-	-	8,200
RIPTA Revolving Loan Fund	1,132	472	300	400	-	-	-	-	2,304
State Fleet Replacement Fund	3,936	264	-	-	-	-	-	-	4,200
Vehicle Registration Fees	4,523	1,150	-	4,039	3,028	3,211	3,794	-	19,745
Total:	143,486	40,401	47,635	33,584	19,384	21,420	25,680	-	331,589

Rhode Island Public Transit Authority

Bus Purchases

The Governor recommends \$106.8 million from FY 2021 - FY 2026 finance the purchase of a total of 26 replacement bus fleet and other revenue vehicles, including 17 electric buses, as the existing fleet ages. Of this, the largest share of financing is \$79.7 million from the Federal Transit Administration. These federal funds require state matching funds for at least 20% of the project cost. State match is largely proceeds from the RI Highway Maintenance Account at \$13.6 million, supplemented with \$6.1 million in RIPTA gas tax revenues and \$263,857 from the State Fleet Revolving Loan Fund. Federal funds do not cover the difference in price between a diesel bus and an electric bus. The Governor recommends that \$7.2 million from the Volkswagen Settlement finance the marginal cost of the 17 electric buses to be delivered in FY 2022.

College Hill Bus Tunnel

The Governor recommends \$9.5 million in FY 2021 - FY 2026 to finance repairs and improvements for the College Hill Bus Tunnel. The \$7.6 million in federal funds and \$1.9 million in RIPTA motor fuel tax revenues will finance passenger amenity improvements, structural repairs, drainage repairs, and safety improvements.

Enterprise Software Solution

The Governor recommends a total of \$2.5 million to finance the procurement of a new asset management system and enterprise resource planning system during FY 2022 - FY 2023. The Federal Transit Administration will provide 80% of the funding while the Rhode Island Public Transit Authority Revolving Loan Fund will provide the 20% State match.

Farebox Upgrade

The Governor recommends \$1.2 million from the Federal Transit Administration and \$299,714 from the RIPTA Revolving Loan Fund finance the completion of the conversion of farebox technology in FY 2021. The older mechanical fareboxes require significant maintenance because of moving parts that process paper fare products. The newer digital fareboxes are compatible with reloadable fare cards and other modern products. They will allow an innovative and more equitable fare structure that caps a rider's monthly fare expense at the cost of a monthly pass, or \$140. The final phase of work involves product testing and driver training. Upon completion, this technology will help to reduce the amount of confrontations between passengers and drivers, resulting in a safer work environment for drivers and to help respond to the COVID-19 pandemic by providing passengers with a contactless means of fare payment.

Land and Buildings Enhancements

The Governor recommends financing of \$27.1 million for capital improvements to RIPTA Land and Buildings in FY 2021 - FY 2026. \$16.3 million of project funds are from the Federal Transit Administration with state match of \$4.0 million from the RI Capital Plan Fund. RIPTA plans to supplement this funding with \$6.8 million of Volkswagen Settlement proceeds and \$40,000 from local partners. The project enables RIPTA to maintain facilities in a state of good repair as required under Federal Transit Administration asset management policies. Projected expenditures include security measures to comply with federal standards, enhancements to passenger facilities, and repairs to RIPTA's maintenance and administrative facilities. Due to COVID-19, RIPTA delayed the rehabilitation of the Chafee maintenance building project comprised of replacing lifts, roof, and HVAC systems, all of which have reached the end of their useful lives and are expected to be complete in FY 2022. That project will cost approximately \$6.6 million and was awarded Federal Transit Administration discretionary funding. In the outyears, attention will shift to the Elmwood facilities at 265 and 269 Melrose Ave. Investments that support increased fleet electrification may also be financed from this account, although at time of publication the total cost of infrastructure to support a fully zero- emission vehicle fleet is unknown.

Paratransit Vehicles

The Governor recommends financing of \$17.7 million during FY 2021 - FY 2026, including \$14.2 million in Federal Transit Administration grants and \$3.5 million from the RIPTA Paratransit Revolving Loan Fund, for paratransit vehicles. This enables the continued replacement and renovation of paratransit vehicles for transportation service provided to elderly and disabled people throughout Rhode Island. The RIPTA Paratransit Revolving Loan funds are generated by lease payments made to RIPTA by contracted paratransit carriers.

Providence Transit Connector

The Governor recommends \$5.8 million finance the completion of the Providence Transit Connector (also known as the Downtown Transit Connector) in FY 2021. Of this total, \$3.7 million is from the Federal Transit Administration discretionary grant program TIGER. Local partners are contributing \$874,000, the RI Capital Plan Fund is contributing \$40,215, and \$1.2 million passes through the Department of Transportation budget in the form of RI Highway Maintenance Account proceeds. The Corridor is an area with high-frequency transit service that provides peak bus service through downtown Providence and connects passengers to the state's largest employment hubs and major redevelopment areas. The project investments include additional hybrid electric vehicles, custom- designed shelters, signage, roadway improvements and bike infrastructure.

Redundancy

The Governor recommends \$1.9 million to finance a computer redundancy solution for the RIPTA data and computer systems during FY 2021 - FY 2022. The intention is to duplicate critical components; thereby increasing the reliability of their systems. Federal Transit Administration will fund \$1.5 million, and the RIPTA Revolving Loan Fund will provide \$372,000 to match the federal funds.

RIPTA Pawtucket Bus Hub and Transit Corridor

The Governor recommends \$5.2 million in FY 2021 to finance the construction of a bus hub adjacent to the Pawtucket-Central Falls Commuter Rail Station. The current Pawtucket bus hub, the second busiest in the state, is outdated and in need of replacement. The new hub will be moved a half-mile to the west to realign with an improved transit corridor within the city and will either concentrate bus hubs on one side of Goff Avenue or will incorporate off-street berths, enhancing safety. The Governor recommends financing of \$4.3 million in Federal Transit Authority funds, \$713,180 from the RI Capital Plan Fund, and \$173,801 from the City of Pawtucket.

URI Mobility Hub

The Governor recommends \$8.8 million in financing for a new transit hub at the URI Kingston campus. Of that total, \$7.0 million is federal funding from a Federal Transit Administration discretionary grant program. The RIPTA award was announced in November 2019. The RI Capital Plan Fund contributes \$850,000. URI is contributing \$400,000 bond proceeds through the RI Health and Educational Building Corporation in addition to land for the project site. The remaining \$500,000 is in the form of RI Highway Maintenance Account proceeds that would finance the purchase of additional vehicles to expand public transit in South County.

Warwick Bus Hub

The Governor recommends \$1.3 million in FY 2022 to finance the construction of a new bus hub at the Knight Campus of the Community College of Rhode Island. Currently, the campus is serviced by a super stop at the Warwick Mall as the campus undergoes roadway and landscaping improvements. A new bus hub will encourage the use of public transportation and provide a safer and less congested bus stop for students and employees. The Governor recommends \$260,000 from the RI Capital Plan Fund as the match for \$1.0 million in Federal Transit Administration funds.

Quasi-Public Agencies

**Rhode Island Resource Recovery Corporation
Rhode Island Airport Corporation
Rhode Island Turnpike and Bridge Authority**

Rhode Island Resource Recovery Corporation

Rhode Island Resource Recovery Corporation’s mission is to provide safe, environmentally compliant, clean and affordable solid waste and recycling services for the State of Rhode Island. It aims to provide the utmost in protection of public health and environment while working towards having no impacts on the quality of life in the surrounding neighborhoods. The Corporation sets an example of being a good neighbor by minimizing the impacts of its operations on the surrounding community while setting high industry standards for recycling and waste disposal. The Corporation seeks the best mix of public and private processing, recycling and disposal systems, programs, and facilities for both commercial and municipal waste to meet Rhode Island’s needs.

Capital Spending by Agency and Financing Source

Rhode Island Resource Recovery Corporation
Pre-FY 2021 Through Post-FY 2026
(thousands of dollars)

Funding Source Name	Pre-FY 2021	FY 2021	FY 2022	FY 2023	FY 2024	FY 2025	FY 2026	Post- FY 2026	Total Capital
Other Funds	-	-	-	-	1,000	-	-	-	1,000
Revenue Bonds	183	3,233	1,617	-	-	-	-	-	5,033
RRC Operating Funds	61,335	38,707	15,127	8,508	17,024	12,743	9,355	26,889	189,687
Total:	61,518	41,940	16,744	8,508	18,024	12,743	9,355	26,889	195,720

Rhode Island Resource Recovery Corporation

Fiber Baler Replacement

The Governor recommends \$1.1 million from Rhode Island Resource Recovery Corporation operating funds in FY 2025 to replace an aging fiber bailer and incline conveyor.

Leachate Storage Tanks

The Governor recommends \$4.9 million total from revenue bond proceeds in FY 2021 and FY 2022 to add a one-million-gallon equalization tank for Leachate Pretreatment Facility operations with secondary storage, which may be required to handle excess leachate during wet conditions.

Material Recycling Facility Construction

The Governor recommends \$30.0 million in Rhode Island Resource Recovery Corporation operating funds from FY 2024 through FY 2026 for the construction of a new material recycling facility estimated to be needed by FY 2026.

Material Recycling Facility Design

The Governor recommends \$1.0 million in Corporation funds in FY 2024 for the design of a new material recycling facility estimated to be needed by FY 2026.

Phase VI Construction

The Governor recommends \$66.2 million from FY 2021 through FY 2026 for the eastward Phase VI expansion of the Central Landfill and will be financed through Resource Recovery Corporation Operating Funds. The expansion of the landfill will provide solid waste disposal capacity for Rhode Island through 2035. Included in the capital plan for Phase VI is the cost to design, excavate, and incrementally construct the baseliner for the several planned cells.

Pond 2 Ammonia Treatment

The Governor recommends \$1.0 million in expenditures from Rhode Island Resource Recovery Corporation operating funds in FY 2022 and FY 2023 to remove ammonia from storm water per a Rhode Island Department of Environmental Management request.

Pump Station Modifications

The Governor recommends \$850,000 from Rhode Island Resource Recovery Corporation operating funds from FY 2021 through FY 2022 for the pump station modification project. This project consists of making the modifications necessary to utilize new storage tanks. It includes design, earthwork piping, and pump station configurations.

Underdrain Treatment System

The Governor recommends \$2.4 million from Rhode Island Resource Recovery Corporation operating funds from FY 2022 to FY 2023 to finance phosphorus treatment associated with the underdrain treatment system.

Rhode Island Airport Corporation

The Rhode Island Airport Corporation was created by the Rhode Island Commerce Corporation (Commerce RI) on December 9, 1992, as a subsidiary public corporation, government agency, and public instrumentality, having a distinct legal existence from the state and Commerce RI, and having many of the same powers and purposes of Commerce RI. The Corporation is empowered to undertake the planning, development, management, acquisition, ownership, operation, repair, construction, renovation, sale, lease or other disposition of any airport facility, including the T.F. Green State Airport in Warwick, as well as the five general aviation airports: North Central, Quonset, Westerly, Newport, and Block Island Airports.

The Corporation leases the airports from the State of Rhode Island, through the Department of Transportation (DOT). Under the lease agreement, the State and DOT have assigned all rights to airport revenues, the proceeds of the State general obligation bonds issues for airport projects, federal grant agreements, insurance proceeds, all contracts including concession agreements with vendors and airlines, and all licenses and permits.

The Corporation is entitled to receive funds from the Federal Aviation Administration on a matching fund basis to improve the state's airport system and finance various airport operations and improvements. These funds typically range between 75-90% of eligible project costs.

Capital Spending by Agency and Financing Source

Rhode Island Airport Corporation
Pre-FY 2021 Through Post-FY 2026
 (thousands of dollars)

Funding Source Name	Pre-FY 2021	FY 2021	FY 2022	FY 2023	FY 2024	FY 2025	FY 2026	Post- FY 2026	Total Capital
Agency Funds	-	5,710	1,640	5,300	3,830	100	400	-	16,980
Federal Aviation Administration/TSA	3,150	27,262	16,626	12,000	11,320	14,285	7,279	-	91,921
Passenger Facility Charge	-	2,407	1,710	1,200	1,740	10,565	2,821	-	20,442
Total:	3,150	35,379	19,976	18,500	16,890	24,950	10,500	-	129,343

Rhode Island Airport Corporation

General Aviation Airports

The Governor recommends \$6.2 million in FY 2021 - FY 2022 to finance capital improvements to the five general aviation airports: Block Island, Newport, Quonset, Westerly, and the North Central airport in Smithfield. The largest projects include the reconstruction of the ramp at the Newport Airport for \$4.4 million. Federal Aviation Administration funds will finance \$4.6 million and Airport Corporation general revenue will finance \$1.6 million.

T.F. Green Airport

The Governor recommends \$120.0 million in FY 2021 - FY 2026 to finance various improvements to T.F. Green Airport. The most significant projects include \$33.3 million for the reconstruction of Runway 16-34 (including the intersection with Runway 5-23), \$11.0 million for the reconstruction of Taxiway Charlie, and \$7.0 million for terminal renovations. Federal Aviation Administration funds will finance \$84.1 million, passenger facility charges will finance \$20.4 million, and Airport Corporation general revenue will finance \$15.4 million.

Rhode Island Turnpike And Bridge Authority

The Rhode Island Turnpike and Bridge Authority was created in 1954 by the Rhode Island General Assembly as a body corporate and politic with powers to construct, acquire, maintain, and operate bridge projects as defined by law. The Authority was responsible for the construction of the Claiborne Pell Bridge, which was opened for traffic on June 28, 1969, and has been responsible for operation and maintenance of the Mount Hope Bridge between Portsmouth and Bristol, and the Claiborne Pell Bridge between Newport and Jamestown, since 1964 and 1969 respectively. On April 25, 2013, the State of Rhode Island transferred the custody, control and supervision of the land and improvements for the Jamestown and the Sakonnet River Bridges and such portion of Route 138 remains within the State.

Capital Spending by Agency and Financing Source

Rhode Island Turnpike And Bridge Authority

Pre-FY 2021 Through Post-FY 2026

(thousands of dollars)

Funding Source Name	Pre-FY 2021	FY 2021	FY 2022	FY 2023	FY 2024	FY 2025	FY 2026	Post- FY 2026	Total Capital
Revenue Bonds	21,463	21,774	20,652	24,242	23,525	19,042	24,184	58,917	213,799
Total:	21,463	21,774	20,652	24,242	23,525	19,042	24,184	58,917	213,799

Rhode Island Turnpike And Bridge Authority

Administrative Facilities Asset Protection

The Governor recommends \$9.0 million of revenue bond proceeds finance asset protection work at the administrative facilities of the RI Turnpike and Bridge Authority during FY 2021 - FY 2026. One component of this work, building a dock at the Jamestown facility, will reduce the recurring cost of bridge inspections.

Jamestown Verrazzano Bridge

The Governor recommends \$17.0 million in revenue bond proceeds finance asset protection work on the Jamestown Verrazzano Bridge during FY 2021 - FY 2026. Inspections conducted since the 2017 ten-year plan revealed accelerated need to repair concrete wearing surfaces and bridge/pedestrian railings.

Minor Bridges

The Governor recommends \$4.2 million of revenue bond proceeds finance asset protection work and load rating updates on minor bridges, including the North Main Road, Evans Avenue, Hummocks Avenue bridges, along with load rating updates to arches on the Jamestown Verrazzano Bridge and superstructure replacement and widening during FY 2021 - FY 2026.

Mount Hope Bridge

The Governor recommends \$26.3 million of revenue bond proceeds finance asset protection work on the Mount Hope Bridge during FY 2021 - FY 2026.

Newport Pell Bridge

The Governor recommends \$69.5 million of revenue bond proceeds finance asset protection work on the Newport Pell Bridge during FY 2021 - FY 2026. Among other efforts, this work will include partial depth deck rehabilitation to extend the useful life of the bridge deck.

Route 138 Connector

The Governor recommends \$3.1 million in revenue bond proceeds finance asset protection work on the Route 138 highway connector in Jamestown during FY 2021 - FY 2026.

Sakonnet River Bridge

The Governor recommends \$4.3 million of revenue bond proceeds finance asset protection work on the Sakonnet River Bridge during FY 2021 - FY 2026. Since the 2017 ten-year plan, outstanding work to address the site of the old bridge structure has been reassigned to the Department of Transportation. Accordingly, the Turnpike and Bridge Authority capital improvement program has lower project costs.

Section 3 – Schedules

Schedule 1 - Summary of Proposed G.O. Bond Issuance by Agency

	FY 2021	FY 2022	FY 2023	FY 2024	FY 2025	FY 2026	Total Capital
General Government							
Executive Office of Commerce	19,000,000	50,000,000	49,000,000	52,000,000	-	-	170,000,000
Subtotal	19,000,000	50,000,000	49,000,000	52,000,000	-	-	170,000,000
Health and Human Services							
Department of Human Services	2,000,000	7,000,000	6,000,000	-	-	-	15,000,000
Subtotal	2,000,000	7,000,000	6,000,000	-	-	-	15,000,000
Education							
Rhode Island Council on the Arts	1,500,000	1,000,000	3,500,000	-	-	-	6,000,000
Historical Preservation and Heritage Commission	500,000	-	1,000,000	-	-	-	1,500,000
Elementary and Secondary Education	37,500,000	37,500,000	37,500,000	87,500,000	50,000,000	50,000,000	300,000,000
University of Rhode Island	2,000,000	23,000,000	35,300,000	34,350,000	-	-	94,650,000
Rhode Island College	13,500,000	11,000,000	18,000,000	18,000,000	-	-	60,500,000
Community College of Rhode Island	1,000,000	6,000,000	2,500,000	2,500,000	-	-	12,000,000
Subtotal	56,000,000	78,500,000	97,800,000	142,350,000	50,000,000	50,000,000	474,650,000
Public Safety							
Department of Public Safety	-	-	-	5,000,000	20,000,000	10,000,000	35,000,000
Subtotal	-	-	-	5,000,000	20,000,000	10,000,000	35,000,000
Natural Resources							
Coastal Resources Management Council	-	3,000,000	3,000,000	-	-	-	6,000,000
Department of Environmental Management	15,400,000	14,000,000	37,250,000	18,750,000	-	-	85,400,000
Rhode Island Infrastructure Bank	13,500,000	-	8,500,000	-	-	-	22,000,000
Subtotal	28,900,000	17,000,000	48,750,000	18,750,000	-	-	113,400,000
Transportation							
Department of Transportation	30,000,000	41,700,000	10,000,000	10,000,000	-	-	91,700,000
Subtotal	30,000,000	41,700,000	10,000,000	10,000,000	-	-	91,700,000
Grand Total	135,900,000	194,200,000	211,550,000	228,100,000	70,000,000	60,000,000	899,750,000

Schedule 2 - Summary by Source of Funds

By Source of Funds	Pre-FY 2021	FY 2021	FY 2022	FY 2023	FY 2024
Agency Funds	53,045,484	11,994,936	7,984,605	11,874,420	9,399,614
Certificates of Participation Issued	12,665,544	11,584,205	8,852,312	667,000	650,000
Certificates of Participation New	-	-	9,657,688	63,916,666	33,558,979
Certificates of Participation - UnIssued	-	-	10,500,000	-	-
Environmental Protection Agency - Federal	220,115,440	21,681,000	22,223,025	22,778,601	23,348,066
Federal Aviation Administration/ TSA	3,150,000	27,261,500	16,625,500	12,861,300	27,906,212
Federal - Congestion Mitigation Funds	2,790,000	2,790,000	-	-	-
Federal Emergency Management Agency	2,031,328	500,000	500,000	500,000	500,000
Federal Funds	132,244,037	21,654,649	7,352,253	9,582,000	10,837,000
Federal Highway Administration	2,002,253,507	310,550,281	365,088,950	355,698,950	323,688,950
Federal Railroad Administration	2,800,000	-	-	-	-
Federal Stimulus Funding	74,645,305	-	-	-	-
Federal Transit Administration	161,743,312	36,720,339	37,155,269	28,547,356	17,227,196
GARVEE Bonds	744,038,502	128,744,272	85,964,860	84,912,676	58,493,640
Gas Tax	18,598,110	6,542,807	1,757,341	7,487,428	7,496,607
G.O. New Referenda	-	-	-	634,000	62,800,000
Information Technology Investment Fund	64,043,625	12,640,862	2,845,092	340,000	340,000
Insurance Proceeds	-	-	171,242	-	-
Interest Earnings	2,781,890	50,000	1,633,618	50,000	50,000
Internal Service Funds	-	6,850,000	4,700,000	10,500,000	10,500,000
Land Sale Revenue	57,994,590	14,700,000	4,934,000	1,964,000	1,964,000
Local Funds	7,221,829	1,087,801	-	-	-
Motor Fuel Residuals	-	7,121,006	-	-	-
Motor Fuel Tax Revenue Bonds	-	-	-	34,900,000	-
National Guard Bureau - Federal	121,700,692	11,643,512	41,902,031	47,502,862	49,702,295
Offset to Avoid Double Counting	(20,278,495)	(51,306,000)	(60,410,000)	(68,420,000)	(40,430,000)
Other Funds	174,973,418	76,371,549	167,387,104	178,672,427	155,025,000
Other Highway Funds	7,902,100	11,894,160	11,515,320	11,283,900	10,569,640
Paratransit Revolving Fund	2,182,578	660,000	693,000	727,650	48,827
Passenger Facility Charge	-	2,406,833	1,709,500	1,200,000	1,740,000
P.L. 1990, Ch. 434 - Issued	7,343,997	230,103	-	-	-
P.L. 2000, Ch. 55 - Issued	3,000,000	-	-	-	-
P.L. 2004, Ch. 595 - Issued	39,107,995	2,862,732	3,477,413	2,126,097	-
P.L. 2008, Ch. 378/469 - Issued	2,649,237	920,763	-	-	-
P.L. 2010, Ch. 23 - Issued	80,000,000	-	-	-	-
P.L. 2012, Ch. 241 Issued	91,386,494	4,410,049	1,446,826	256,631	-

Schedule 2 - Summary by Source of Funds

By Source of Funds	FY 2025	FY 2026	Post-FY 2026	Total Capital
Agency Funds	5,786,354	5,306,012	-	105,391,425
Certificates of Participation Issued	290,000	-	-	34,709,061
Certificates of Participation New	18,266,667	-	-	125,400,000
Certificates of Participation - UnIssued	-	-	-	10,500,000
Environmental Protection Agency - Federal	23,931,768	24,530,062	-	358,607,962
Federal Aviation Administration/ TSA	22,623,548	7,279,049	-	117,707,109
Federal - Congestion Mitigation Funds	-	-	-	5,580,000
Federal Emergency Management Agency	500,000	-	-	4,531,328
Federal Funds	3,129,488	10,026,995	-	194,826,422
Federal Highway Administration	303,755,200	293,752,200	-	3,954,788,038
Federal Railroad Administration	-	-	-	2,800,000
Federal Stimulus Funding	-	-	-	74,645,305
Federal Transit Administration	18,855,717	22,263,656	-	322,512,845
GARVEE Bonds	43,695,664	2,905,072	-	1,148,754,686
Gas Tax	7,496,608	7,457,841	-	56,836,742
G.O. New Referenda	62,800,000	58,766,000	100,000,000	285,000,000
Information Technology Investment Fund	310,832	315,555	300,000	81,135,966
Insurance Proceeds	-	-	-	171,242
Interest Earnings	50,000	-	-	4,615,508
Internal Service Funds	8,800,000	2,500,000	-	43,850,000
Land Sale Revenue	1,764,000	1,764,000	-	85,084,590
Local Funds	-	-	-	8,309,630
Motor Fuel Residuals	-	-	-	7,121,006
Motor Fuel Tax Revenue Bonds	-	-	-	34,900,000
National Guard Bureau - Federal	32,115,518	25,401,568	3,113,550	333,082,028
Offset to Avoid Double Counting	(27,430,000)	(11,430,000)	-	(279,704,495)
Other Funds	135,335,757	47,277,250	279,654,341	1,214,696,846
Other Highway Funds	10,086,800	6,224,080	-	69,476,000
Paratransit Revolving Fund	572,698	842,346	-	5,727,099
Passenger Facility Charge	10,565,000	2,820,951	-	20,442,284
P.L. 1990, Ch. 434 - Issued	-	-	-	7,574,100
P.L. 2000, Ch. 55 - Issued	-	-	-	3,000,000
P.L. 2004, Ch. 595 - Issued	-	-	-	47,574,237
P.L. 2008, Ch. 378/469 - Issued	-	-	-	3,570,000
P.L. 2010, Ch. 23 - Issued	-	-	-	80,000,000
P.L. 2012, Ch. 241 Issued	-	-	-	97,500,000

Schedule 2 - Summary by Source of Funds

By Source of Funds	Pre-FY 2021	FY 2021	FY 2022	FY 2023	FY 2024
P.L. 2014, Ch. 145 - Issued	203,944,985	11,616,657	9,717,269	221,089	-
P.L. 2014, Ch. 145 - Unissued	-	1,000,000	814,637	19,685,363	1,000,000
P.L. 2016, Ch. 142 Issued	125,899,288	47,074,799	3,088,854	437,059	-
P.L. 2016, Ch. 142 Unissued	-	19,341,558	22,738,467	3,654,975	2,507,500
P.L. 2018, Ch. 47 Issued	48,982,881	78,131,387	1,785,732	-	-
P.L. 2018, Ch. 47 Unissued	-	335,003	113,545,372	112,686,344	6,533,281
P.L. 2020, Ch. 80 - Unissued	-	-	114,028,814	176,335,388	94,885,798
Private Funding	5,685,505	4,643,166	6,891,603	16,396,386	12,106,816
Restricted Receipt Funds	6,461,159	2,036,000	2,427,500	2,175,000	1,475,000
Revenue Bonds	833,319,960	139,607,334	136,043,076	142,242,000	146,525,000
Revolved Capitalization Grants	222,658,658	20,198,064	18,792,370	20,353,680	20,423,821
RI Capital Plan Fund	777,248,853	72,888,684	163,990,440	164,541,733	145,875,024
RIHEBC Bonds	116,805,262	14,132,879	8,910,191	16,618,462	49,986,068
RIPTA Capital Funds	481,045	-	-	-	-
RIPTA Operating Funds	198,637	2,855,303	4,045,817	800,000	300,000
RIPTA Revolving Loan Fund	1,132,005	471,714	300,000	400,000	-
RRC Operating Funds	61,335,387	38,706,575	15,126,925	8,507,667	17,024,129
State Fleet Replacement Fund	3,936,143	263,857	3,298,923	1,567,000	1,015,000
Third Party Financing	918,677	254,450	1,902,716	1,407,271	500,000
Toll Revenue	6,033,000	40,115,000	32,442,000	26,226,000	26,226,000
Transportation Soft Match	371,813	17,800	17,800	17,800	17,800
University/College Funds	25,828,367	2,045,220	9,414,639	17,388,925	1,770,013
Vehicle Registration Fees	388,987,065	95,614,510	98,698,986	103,911,519	97,543,599
Totals	6,902,359,209	1,273,917,319	1,523,689,080	1,656,137,625	1,391,130,875

Schedule 2 - Summary by Source of Funds

By Source of Funds	FY 2025	FY 2026	Post-FY 2026	Total Capital
P.L. 2014, Ch. 145 - Issued	-	-	-	225,500,000
P.L. 2014, Ch. 145 - Unissued	-	-	-	22,500,000
P.L. 2016, Ch. 142 Issued	-	-	-	176,500,000
P.L. 2016, Ch. 142 Unissued	657,500	450,000	1,650,000	51,000,000
P.L. 2018, Ch. 47 Issued	-	-	-	128,900,000
P.L. 2018, Ch. 47 Unissued	5,300,000	-	-	238,400,000
P.L. 2020, Ch. 80 - Unissued	14,750,000	-	-	400,000,000
Private Funding	-	-	-	45,723,476
Restricted Receipt Funds	1,350,000	1,450,000	1,250,000	18,624,659
Revenue Bonds	112,042,000	117,184,000	58,917,000	1,685,880,370
Revolved Capitalization Grants	18,670,352	18,134,510	-	339,231,455
RI Capital Plan Fund	137,855,910	109,178,709	22,662,850	1,594,242,203
RIHEBC Bonds	42,490,988	14,454,892	4,926,438	268,325,180
RIPTA Capital Funds	-	-	-	481,045
RIPTA Operating Funds	-	-	-	8,199,757
RIPTA Revolving Loan Fund	-	-	-	2,303,719
RRC Operating Funds	12,742,903	9,355,370	26,888,509	189,687,465
State Fleet Replacement Fund	-	375,000	-	10,455,923
Third Party Financing	-	-	-	4,983,114
Toll Revenue	60,564,000	60,564,000	-	252,170,000
Transportation Soft Match	17,800	17,800	-	478,613
University/College Funds	825,718	-	-	57,272,882
Vehicle Registration Fees	95,007,674	92,243,322	-	972,006,675
Totals	1,185,576,464	931,410,240	499,362,688	15,363,583,500

Schedule 3 - Statewide Summary by Agency

	Pre-FY 2021	FY 2021	FY 2022	FY 2023	FY 2024
General Government					
Department Of Administration	246,387,557	58,752,996	58,314,018	104,747,763	78,998,979
Department Of Business Regulation	4,539,916	-	100,000	100,000	100,000
Executive Office Of Commerce	109,318,409	66,993,493	58,481,910	64,576,200	30,707,500
Department Of Labor And Training	1,904,949	-	-	-	-
Secretary Of State	-	-	-	170,000	-
Public Utilities Commission	300,000	300,000	200,000	100,000	100,000
Subtotal: General Government	362,450,831	126,046,489	117,095,928	169,693,963	109,906,479
Health and Human Services					
Department Of Children, Youth, And Families	2,285,487	1,187,614	4,359,200	18,867,000	10,200,000
Department Of Health	398,705	2,555,054	1,065,000	800,000	800,000
Behavioral Healthcare, Developmental Disabilities And Hospitals	10,684,984	447,357	400,000	400,000	100,000
Department Of Human Services	120,421,032	3,416,193	6,561,325	7,387,000	8,192,000
Subtotal: Health and Human Services	133,790,208	7,606,218	12,385,525	27,454,000	19,292,000
Education					
Elementary And Secondary Education	43,109,391	66,786,266	77,565,000	81,775,000	52,575,000
Office Of The Postsecondary Commissioner	67,500	2,341,000	2,042,500	267,000	250,000
University Of Rhode Island	389,483,891	31,204,314	61,251,265	111,312,480	100,693,090
Rhode Island College	69,304,663	6,977,097	23,783,000	38,418,000	28,331,657
Community College Of Rhode Island	42,972,156	4,806,793	17,805,517	21,981,000	22,663,124
Rhode Island Council On The Arts	28,573,836	1,426,164	2,500,000	2,500,000	500,000
Rhode Island Atomic Energy Commission	531,856	50,000	50,000	50,000	50,000
Historical Preservation And Heritage Commission	3,980,461	519,539	500,000	500,000	500,000
Subtotal: Education	578,023,754	114,111,173	185,497,282	256,803,480	205,562,871
Public Safety					
Office Of Attorney General	50,965,740	1,027,791	500,000	400,000	3,900,000
Department Of Corrections	41,513,176	9,891,808	5,125,000	5,125,000	4,100,000
Judiciary	33,477,581	2,283,369	4,950,000	4,975,000	6,750,000
Military Staff	139,635,104	16,272,408	46,577,123	49,745,125	68,857,585
Rhode Island Emergency Management Agency	7,977,657	1,994,414	2,244,400	1,994,400	1,994,400
Department Of Public Safety	6,890,790	1,913,295	4,468,093	4,096,370	16,632,370
Subtotal: Public Safety	280,460,048	33,383,085	63,864,616	66,335,895	102,234,355
Natural Resources					
Department Of Environmental Management	137,331,179	34,753,971	38,613,768	33,467,913	29,143,281
Coastal Resources Management Council	14,894,789	9,876,510	14,800,115	3,250,000	250,000
Narragansett Bay Commission	80,567,980	52,731,549	145,016,104	163,687,427	140,315,000

Schedule 3 - Statewide Summary by Agency

	FY 2025	FY 2026	Post-FY 2026	Total Capital
Department Of Administration	62,806,667	32,915,000	6,300,000	649,222,980
Department Of Business Regulation	100,000	100,000	-	5,039,916
Executive Office Of Commerce	5,657,500	450,000	1,650,000	337,835,012
Department Of Labor And Training	-	-	-	1,904,949
Secretary Of State	-	-	-	170,000
Public Utilities Commission	50,000	-	-	1,050,000
Subtotal: General Government	68,614,167	33,465,000	7,950,000	995,222,857
Department Of Children, Youth, And Families	250,000	250,000	250,000	37,649,301
Department Of Health	508,320	555,550	-	6,682,629
Behavioral Healthcare, Developmental Disabilities And Hospitals	100,000	100,000	-	12,232,341
Department Of Human Services	1,047,000	802,000	-	147,826,550
Subtotal: Health and Human Services	1,905,320	1,707,550	250,000	204,390,821
Elementary And Secondary Education	52,575,000	50,825,000	100,250,000	525,460,657
Office Of The Postsecondary Commissioner	290,000	-	-	5,258,000
University Of Rhode Island	52,492,706	29,285,328	4,926,438	780,649,512
Rhode Island College	9,038,000	9,309,140	-	185,161,557
Community College Of Rhode Island	24,299,452	3,049,452	-	137,577,494
Rhode Island Council On The Arts	500,000	-	-	36,000,000
Rhode Island Atomic Energy Commission	50,000	50,000	-	831,856
Historical Preservation And Heritage Commission	-	-	-	6,000,000
Subtotal: Education	139,245,158	92,518,920	105,176,438	1,676,939,076
Office Of Attorney General	300,000	150,000	150,000	57,393,531
Department Of Corrections	4,100,000	4,100,000	4,100,000	78,054,984
Judiciary	5,200,000	2,200,000	4,100,000	63,935,950
Military Staff	42,554,754	27,093,879	4,026,400	394,762,378
Rhode Island Emergency Management Agency	1,994,400	-	-	18,199,671
Department Of Public Safety	15,687,370	12,383,370	2,100,000	64,171,658
Subtotal: Public Safety	69,836,524	45,927,249	14,476,400	676,518,172
Department Of Environmental Management	27,360,000	18,480,000	5,800,000	324,950,112
Coastal Resources Management Council	250,000	250,000	250,000	43,821,414
Narragansett Bay Commission	122,505,757	34,447,250	279,654,341	1,018,925,408

Schedule 3 - Statewide Summary by Agency

	Pre-FY 2021	FY 2021	FY 2022	FY 2023	FY 2024
Rhode Island Resource Recovery Corporation	61,518,757	41,939,909	16,743,591	8,507,667	18,024,129
Rhode Island Infrastructure Bank	1,469,325,582	172,705,549	177,410,000	187,638,001	189,891,501
Subtotal: Natural Resources	1,763,638,287	312,007,488	392,583,578	396,551,008	377,623,911
Transportation					
Department Of Transportation	3,615,897,557	583,209,619	664,000,065	662,973,084	516,712,263
Rhode Island Airport Corporation	3,150,000	35,378,333	19,975,000	18,500,000	16,890,000
Rhode Island Public Transit Authority	143,485,524	40,400,914	47,635,086	33,584,195	19,383,996
Rhode Island Turnpike And Bridge Authority	21,463,000	21,774,000	20,652,000	24,242,000	23,525,000
Subtotal: Transportation	3,783,996,081	680,762,866	752,262,151	739,299,279	576,511,259
Totals	6,902,359,209	1,273,917,319	1,523,689,080	1,656,137,625	1,391,130,875

Schedule 3 - Statewide Summary by Agency

	FY 2025	FY 2026	Post-FY 2026	Total Capital
Rhode Island Resource Recovery Corporation	12,742,903	9,355,370	26,888,509	195,720,835
Rhode Island Infrastructure Bank	153,838,474	153,070,584	-	2,503,879,691
Subtotal: Natural Resources	316,697,134	215,603,204	312,592,850	4,087,297,460
Department Of Transportation	523,866,514	481,824,747	-	7,048,483,849
Rhode Island Airport Corporation	24,950,000	10,500,000	-	129,343,333
Rhode Island Public Transit Authority	21,419,647	25,679,570	-	331,588,932
Rhode Island Turnpike And Bridge Authority	19,042,000	24,184,000	58,917,000	213,799,000
Subtotal: Transportation	589,278,161	542,188,317	58,917,000	7,723,215,114
Totals	1,185,576,464	931,410,240	499,362,688	15,363,583,500

Schedule 4 - Projects by Funding Source

	Pre-FY 2021	FY 2021	FY 2022	FY 2023	FY 2024
General Government	362,450,831	126,046,489	117,095,928	169,693,963	109,906,479
<u>Department Of Administration</u>	246,387,557	58,752,996	58,314,018	104,747,763	78,998,979
560 Jefferson Boulevard Asset Protection	-	-	150,000	150,000	150,000
RI Capital Plan Fund	-	-	150,000	150,000	150,000
Accessibility	4,524,442	1,057,621	1,000,000	1,000,000	1,000,000
RI Capital Plan Fund	4,524,442	1,057,621	1,000,000	1,000,000	1,000,000
Arrigan Center	-	310,000	395,000	1,650,000	250,000
Restricted Receipt Funds	-	310,000	197,500	825,000	125,000
RI Capital Plan Fund	-	-	197,500	825,000	125,000
Big River Management Area	914,243	100,000	250,000	180,000	130,000
RI Capital Plan Fund	914,243	100,000	250,000	180,000	130,000
Cannon Building	3,921,161	500,000	800,000	1,350,000	3,725,000
RI Capital Plan Fund	3,921,161	500,000	800,000	1,350,000	3,725,000
Chapin Health Laboratory	1,410,720	550,000	500,000	500,000	425,000
RI Capital Plan Fund	1,410,720	550,000	500,000	500,000	425,000
Cranston Street Armory	4,102,868	37,396	325,000	750,000	2,250,000
RI Capital Plan Fund	4,102,868	37,396	325,000	750,000	2,250,000
Developmental Disability Regional Centers	769,962	300,000	450,000	450,000	450,000
RI Capital Plan Fund	769,962	300,000	450,000	450,000	450,000
DoIT Enterprise Operations Center	5,679,540	550,000	800,000	2,300,000	2,050,000
RI Capital Plan Fund	5,679,540	550,000	800,000	2,300,000	2,050,000
Dunkin' Donuts Center	7,252,734	-	2,300,000	2,300,000	2,300,000
RI Capital Plan Fund	7,252,734	-	2,300,000	2,300,000	2,300,000
Energy Efficiency	3,175,415	1,194,329	2,250,000	2,250,000	2,000,000
Restricted Receipt Funds	1,899,744	1,000,000	1,000,000	1,000,000	1,000,000
RI Capital Plan Fund	1,275,671	194,329	1,250,000	1,250,000	1,000,000
Enterprise System Modernization	-	-	-	24,566,666	24,566,667
Certificates of Participation New	-	-	-	18,266,666	18,266,667
Internal Service Funds	-	-	-	6,300,000	6,300,000
Environmental Compliance	1,533,052	182,280	400,000	400,000	200,000
RI Capital Plan Fund	1,533,052	182,280	400,000	400,000	200,000
EXPO Center (Springfield)	250,000	-	-	-	-
RI Capital Plan Fund	250,000	-	-	-	-

Schedule 4 - Projects by Funding Source

	FY 2025	FY 2026	Post-FY 2026	Total Capital
General Government	68,614,167	33,465,000	7,950,000	995,222,857
<u>Department Of Administration</u>	62,806,667	32,915,000	6,300,000	649,222,980
560 Jefferson Boulevard Asset Protection	1,550,000	1,050,000	-	3,050,000
RI Capital Plan Fund	1,550,000	1,050,000	-	3,050,000
Accessibility	1,000,000	1,000,000	-	10,582,063
RI Capital Plan Fund	1,000,000	1,000,000	-	10,582,063
Arrigan Center	100,000	400,000	-	3,105,000
Restricted Receipt Funds	50,000	200,000	-	1,707,500
RI Capital Plan Fund	50,000	200,000	-	1,397,500
Big River Management Area	130,000	130,000	-	1,834,243
RI Capital Plan Fund	130,000	130,000	-	1,834,243
Cannon Building	4,125,000	4,025,000	-	18,446,161
RI Capital Plan Fund	4,125,000	4,025,000	-	18,446,161
Chapin Health Laboratory	350,000	-	-	3,735,720
RI Capital Plan Fund	350,000	-	-	3,735,720
Cranston Street Armory	3,250,000	100,000	-	10,815,264
RI Capital Plan Fund	3,250,000	100,000	-	10,815,264
Developmental Disability Regional Centers	450,000	450,000	-	3,319,962
RI Capital Plan Fund	450,000	450,000	-	3,319,962
DoIT Enterprise Operations Center	1,150,000	1,050,000	-	13,579,540
RI Capital Plan Fund	1,150,000	1,050,000	-	13,579,540
Dunkin' Donuts Center	2,775,000	2,775,000	-	19,702,734
RI Capital Plan Fund	2,775,000	2,775,000	-	19,702,734
Energy Efficiency	2,000,000	2,000,000	2,000,000	16,869,744
Restricted Receipt Funds	1,000,000	1,000,000	1,000,000	8,899,744
RI Capital Plan Fund	1,000,000	1,000,000	1,000,000	7,970,000
Enterprise System Modernization	24,566,667	-	-	73,700,000
Certificates of Participation New	18,266,667	-	-	54,800,000
Internal Service Funds	6,300,000	-	-	18,900,000
Environmental Compliance	200,000	200,000	-	3,115,332
RI Capital Plan Fund	200,000	200,000	-	3,115,332
EXPO Center (Springfield)	-	-	-	250,000
RI Capital Plan Fund	-	-	-	250,000

Schedule 4 - Projects by Funding Source

	Pre-FY 2021	FY 2021	FY 2022	FY 2023	FY 2024
Group Homes - Asset Protection	1,289,526	500,000	750,000	750,000	750,000
RI Capital Plan Fund	1,289,526	500,000	750,000	750,000	750,000
Group Homes - Fire Code	1,505,298	1,619,702	325,000	325,000	325,000
RI Capital Plan Fund	1,505,298	1,619,702	325,000	325,000	325,000
Hospital Reorganization	10,320,534	8,000,000	400,000	400,000	400,000
Certificates of Participation Issued	2,345,155	8,000,000	400,000	400,000	400,000
RI Capital Plan Fund	7,975,379	-	-	-	-
Information Technology Investment Fund	64,043,625	22,632,957	8,773,592	4,550,000	4,500,000
Federal Funds	-	3,370,095	1,275,000	50,000	-
Information Technology Investment Fund	64,043,625	12,412,862	2,798,592	300,000	300,000
Internal Service Funds	-	6,850,000	4,700,000	4,200,000	4,200,000
McCoy Stadium Repairs	1,724,470	-	-	-	-
RI Capital Plan Fund	1,724,470	-	-	-	-
Medical Examiner's Office	-	3,965,000	4,500,000	-	-
Federal Funds	-	3,465,000	-	-	-
RI Capital Plan Fund	-	500,000	4,500,000	-	-
Mental Health Community Fac. Asset Protection	1,389,520	382,746	300,000	300,000	300,000
P.L. 1990, Ch. 434 - Issued	942,958	182,746	-	-	-
RI Capital Plan Fund	446,562	200,000	300,000	300,000	300,000
Old Colony House	1,673,344	-	-	-	-
RI Capital Plan Fund	1,673,344	-	-	-	-
Old State House	2,481,371	1,519,815	100,000	100,000	100,000
RI Capital Plan Fund	2,481,371	1,519,815	100,000	100,000	100,000
Pastore Center Building Demolition	4,049,771	-	1,000,000	1,000,000	1,000,000
RI Capital Plan Fund	4,049,771	-	1,000,000	1,000,000	1,000,000
Pastore Electric Utilities Upgrade	9,323,221	436,760	175,000	450,000	450,000
RI Capital Plan Fund	9,323,221	436,760	175,000	450,000	450,000
Pastore Medical Buildings	392,736	-	-	500,000	500,000
RI Capital Plan Fund	392,736	-	-	500,000	500,000
Pastore Non-Medical Buildings	16,412,129	2,314,240	3,170,000	6,250,000	5,500,000
RI Capital Plan Fund	16,412,129	2,314,240	3,170,000	6,250,000	5,500,000

Schedule 4 - Projects by Funding Source

	FY 2025	FY 2026	Post-FY 2026	Total Capital
Group Homes - Asset Protection	750,000	750,000	-	5,539,526
RI Capital Plan Fund	750,000	750,000	-	5,539,526
Group Homes - Fire Code	-	-	-	4,100,000
RI Capital Plan Fund	-	-	-	4,100,000
Hospital Reorganization	-	-	-	19,520,534
Certificates of Participation Issued	-	-	-	11,545,155
RI Capital Plan Fund	-	-	-	7,975,379
Information Technology Investment Fund	2,800,000	2,800,000	300,000	110,400,174
Federal Funds	-	-	-	4,695,095
Information Technology Investment Fund	300,000	300,000	300,000	80,755,079
Internal Service Funds	2,500,000	2,500,000	-	24,950,000
McCoy Stadium Repairs	-	-	-	1,724,470
RI Capital Plan Fund	-	-	-	1,724,470
Medical Examiner's Office	-	-	-	8,465,000
Federal Funds	-	-	-	3,465,000
RI Capital Plan Fund	-	-	-	5,000,000
Mental Health Community Fac. Asset Protection	300,000	300,000	-	3,272,266
P.L. 1990, Ch. 434 - Issued	-	-	-	1,125,704
RI Capital Plan Fund	300,000	300,000	-	2,146,562
Old Colony House	-	-	-	1,673,344
RI Capital Plan Fund	-	-	-	1,673,344
Old State House	100,000	100,000	-	4,501,186
RI Capital Plan Fund	100,000	100,000	-	4,501,186
Pastore Center Building Demolition	-	-	-	7,049,771
RI Capital Plan Fund	-	-	-	7,049,771
Pastore Electric Utilities Upgrade	450,000	450,000	-	11,734,981
RI Capital Plan Fund	450,000	450,000	-	11,734,981
Pastore Medical Buildings	500,000	500,000	-	2,392,736
RI Capital Plan Fund	500,000	500,000	-	2,392,736
Pastore Non-Medical Buildings	4,500,000	4,000,000	4,000,000	46,146,369
RI Capital Plan Fund	4,500,000	4,000,000	4,000,000	46,146,369

Schedule 4 - Projects by Funding Source

	Pre-FY 2021	FY 2021	FY 2022	FY 2023	FY 2024
Pastore Power Plant Rehabilitation	5,116,736	1,437,097	934,000	-	-
Certificates of Participation Issued	-	404,594	-	-	-
Restricted Receipt Funds	-	100,000	200,000	-	-
RI Capital Plan Fund	5,116,736	932,503	734,000	-	-
Pastore Utility Systems Water Tanks and Pipes	848,155	107,681	100,000	280,000	280,000
RI Capital Plan Fund	848,155	107,681	100,000	280,000	280,000
Replacement of Fueling Tanks	2,326,828	300,000	800,000	730,000	430,000
RI Capital Plan Fund	2,326,828	300,000	800,000	730,000	430,000
Rhode Island Convention Center Asset Protection	17,660,566	1,000,000	2,000,000	4,250,000	5,250,000
RI Capital Plan Fund	17,660,566	1,000,000	2,000,000	4,250,000	5,250,000
Security Measures/State Buildings	1,481,478	588,719	500,000	500,000	500,000
RI Capital Plan Fund	1,481,478	588,719	500,000	500,000	500,000
Shepard Building	9,018	500,000	1,500,000	1,500,000	1,500,000
RI Capital Plan Fund	9,018	500,000	1,500,000	1,500,000	1,500,000
South County Groundwater Site Acquisition	4,652,856	200,000	1,441,959	1,705,185	-
P.L. 2004, Ch. 595 - Issued	4,652,856	200,000	1,441,959	1,705,185	-
State House Renovations	11,574,457	1,510,696	1,478,000	2,100,000	2,450,000
RI Capital Plan Fund	11,574,457	1,510,696	1,478,000	2,100,000	2,450,000
State Office Building	4,960,418	100,000	100,000	100,000	100,000
RI Capital Plan Fund	4,960,418	100,000	100,000	100,000	100,000
State Office Reorganization and Relocation	1,954,851	1,952,765	500,000	250,000	250,000
RI Capital Plan Fund	1,954,851	1,952,765	500,000	250,000	250,000
Statewide Emergency Water Systems Interconnections	4,109,088	50,000	420,000	420,912	-
P.L. 2004, Ch. 595 - Issued	4,109,088	50,000	420,000	420,912	-
Statewide Facility Master Plan	2,424,243	165,138	116,467	200,000	500,000
RI Capital Plan Fund	2,424,243	165,138	116,467	200,000	500,000
Substance Abuse Group Homes Asset Protection	424,655	250,000	375,000	375,000	375,000
RI Capital Plan Fund	424,655	250,000	375,000	375,000	375,000
Veterans' Auditorium	17,117,062	-	285,000	765,000	100,000
RI Capital Plan Fund	17,117,062	-	285,000	765,000	100,000
Washington County Government Center	3,493,783	427,467	500,000	650,000	650,000
RI Capital Plan Fund	3,493,783	427,467	500,000	650,000	650,000

Schedule 4 - Projects by Funding Source

	FY 2025	FY 2026	Post-FY 2026	Total Capital
Pastore Power Plant Rehabilitation	-	-	-	7,487,833
Certificates of Participation Issued	-	-	-	404,594
Restricted Receipt Funds	-	-	-	300,000
RI Capital Plan Fund	-	-	-	6,783,239
Pastore Utility Systems Water Tanks and Pipes	280,000	280,000	-	2,175,836
RI Capital Plan Fund	280,000	280,000	-	2,175,836
Replacement of Fueling Tanks	330,000	330,000	-	5,246,828
RI Capital Plan Fund	330,000	330,000	-	5,246,828
Rhode Island Convention Center Asset Protection	3,500,000	3,500,000	-	37,160,566
RI Capital Plan Fund	3,500,000	3,500,000	-	37,160,566
Security Measures/State Buildings	500,000	500,000	-	4,570,197
RI Capital Plan Fund	500,000	500,000	-	4,570,197
Shepard Building	1,500,000	1,600,000	-	8,109,018
RI Capital Plan Fund	1,500,000	1,600,000	-	8,109,018
South County Groundwater Site Acquisition	-	-	-	8,000,000
P.L. 2004, Ch. 595 - Issued	-	-	-	8,000,000
State House Renovations	1,200,000	1,200,000	-	21,513,153
RI Capital Plan Fund	1,200,000	1,200,000	-	21,513,153
State Office Building	100,000	100,000	-	5,560,418
RI Capital Plan Fund	100,000	100,000	-	5,560,418
State Office Reorganization and Relocation	-	-	-	4,907,616
RI Capital Plan Fund	-	-	-	4,907,616
Statewide Emergency Water Systems Interconnections	-	-	-	5,000,000
P.L. 2004, Ch. 595 - Issued	-	-	-	5,000,000
Statewide Facility Master Plan	250,000	-	-	3,655,848
RI Capital Plan Fund	250,000	-	-	3,655,848
Substance Abuse Group Homes Asset Protection	375,000	375,000	-	2,549,655
RI Capital Plan Fund	375,000	375,000	-	2,549,655
Veterans' Auditorium	75,000	100,000	-	18,442,062
RI Capital Plan Fund	75,000	100,000	-	18,442,062
Washington County Government Center	650,000	350,000	-	6,721,250
RI Capital Plan Fund	650,000	350,000	-	6,721,250

Schedule 4 - Projects by Funding Source

	Pre-FY 2021	FY 2021	FY 2022	FY 2023	FY 2024
William Powers Building	7,819,807	760,587	1,800,000	2,500,000	2,500,000
RI Capital Plan Fund	7,819,807	760,587	1,800,000	2,500,000	2,500,000
Zambarano Long Term Care Facility	-	3,000,000	16,000,000	35,650,000	10,292,312
Certificates of Participation Issued	-	3,000,000	8,342,312	-	-
Certificates of Participation New	-	-	7,657,688	35,650,000	10,292,312
Zambarano Utilities and Infrastructure	12,273,874	250,000	350,000	300,000	500,000
RI Capital Plan Fund	12,273,874	250,000	350,000	300,000	500,000
<u>Department Of Business Regulation</u>	4,539,916	-	100,000	100,000	100,000
Fire Academy	4,539,916	-	-	-	-
RI Capital Plan Fund	4,539,916	-	-	-	-
State Fire Marshal - Asset Protection	-	-	100,000	100,000	100,000
RI Capital Plan Fund	-	-	100,000	100,000	100,000
<u>Executive Office Of Commerce</u>	109,318,409	66,993,493	58,481,910	64,576,200	30,707,500
Affordable Housing	44,943,109	10,056,891	17,500,000	30,000,000	22,500,000
P.L. 2012, Ch. 241 Issued	24,959,336	40,664	-	-	-
P.L. 2016, Ch. 142 Issued	19,983,773	16,227	-	-	-
P.L. 2016, Ch. 142 Unissued	-	10,000,000	10,000,000	-	-
P.L. 2020, Ch. 80 - Unissued	-	-	7,500,000	30,000,000	22,500,000
I-195 Commission	2,242,876	510,000	578,000	650,000	-
RI Capital Plan Fund	2,242,876	510,000	578,000	650,000	-
I-195 Park Improvements	-	-	1,000,000	2,300,000	700,000
P.L. 2020, Ch. 80 - Unissued	-	-	1,000,000	2,300,000	700,000
Industrial Site Development	-	-	18,000,000	22,000,000	-
P.L. 2020, Ch. 80 - Unissued	-	-	18,000,000	22,000,000	-
Innovation Centers	274,689	12,445,311	1,507,500	1,507,500	1,507,500
P.L. 2016, Ch. 142 Issued	274,689	12,225,311	-	-	-
P.L. 2016, Ch. 142 Unissued	-	220,000	1,507,500	1,507,500	1,507,500
Port of Davisville Modernization	-	-	7,000,000	7,000,000	6,000,000
P.L. 2020, Ch. 80 - Unissued	-	-	7,000,000	7,000,000	6,000,000
ProvPort	28,808	14,971,192	5,000,000	-	-
P.L. 2016, Ch. 142 Issued	28,808	14,971,192	-	-	-
P.L. 2016, Ch. 142 Unissued	-	-	5,000,000	-	-
Quonset Industrial Park Renovations	8,000,000	-	3,100,000	-	-
RI Capital Plan Fund	8,000,000	-	3,100,000	-	-

Schedule 4 - Projects by Funding Source

	FY 2025	FY 2026	Post-FY 2026	Total Capital
William Powers Building	3,000,000	2,500,000	-	20,880,394
RI Capital Plan Fund	3,000,000	2,500,000	-	20,880,394
Zambarano Long Term Care Facility	-	-	-	64,942,312
Certificates of Participation Issued	-	-	-	11,342,312
Certificates of Participation New	-	-	-	53,600,000
Zambarano Utilities and Infrastructure	-	-	-	13,673,874
RI Capital Plan Fund	-	-	-	13,673,874
<u>Department Of Business Regulation</u>	100,000	100,000	-	5,039,916
Fire Academy	-	-	-	4,539,916
RI Capital Plan Fund	-	-	-	4,539,916
State Fire Marshal - Asset Protection	100,000	100,000	-	500,000
RI Capital Plan Fund	100,000	100,000	-	500,000
<u>Executive Office Of Commerce</u>	5,657,500	450,000	1,650,000	337,835,012
Affordable Housing	5,000,000	-	-	130,000,000
P.L. 2012, Ch. 241 Issued	-	-	-	25,000,000
P.L. 2016, Ch. 142 Issued	-	-	-	20,000,000
P.L. 2016, Ch. 142 Unissued	-	-	-	20,000,000
P.L. 2020, Ch. 80 - Unissued	5,000,000	-	-	65,000,000
I-195 Commission	-	-	-	3,980,876
RI Capital Plan Fund	-	-	-	3,980,876
I-195 Park Improvements	-	-	-	4,000,000
P.L. 2020, Ch. 80 - Unissued	-	-	-	4,000,000
Industrial Site Development	-	-	-	40,000,000
P.L. 2020, Ch. 80 - Unissued	-	-	-	40,000,000
Innovation Centers	657,500	450,000	1,650,000	20,000,000
P.L. 2016, Ch. 142 Issued	-	-	-	12,500,000
P.L. 2016, Ch. 142 Unissued	657,500	450,000	1,650,000	7,500,000
Port of Davisville Modernization	-	-	-	20,000,000
P.L. 2020, Ch. 80 - Unissued	-	-	-	20,000,000
ProvPort	-	-	-	20,000,000
P.L. 2016, Ch. 142 Issued	-	-	-	15,000,000
P.L. 2016, Ch. 142 Unissued	-	-	-	5,000,000
Quonset Industrial Park Renovations	-	-	-	11,100,000
RI Capital Plan Fund	-	-	-	11,100,000

Schedule 4 - Projects by Funding Source

	Pre-FY 2021	FY 2021	FY 2022	FY 2023	FY 2024
Quonset Point/Davisville Pier	43,869,819	28,969,207	4,796,410	1,118,700	-
Agency Funds	2,881,300	1,000,000	1,000,000	1,118,700	-
P.L. 2016, Ch. 142 Issued	31,008,793	13,491,207	-	-	-
P.L. 2016, Ch. 142 Unissued	-	5,478,000	22,000	-	-
Revenue Bonds	-	9,000,000	3,774,410	-	-
RI Capital Plan Fund	9,979,726	-	-	-	-
Urban Revitalization and Blight Remediation	9,959,108	40,892	-	-	-
P.L. 2016, Ch. 142 Issued	9,959,108	40,892	-	-	-
<u>Department Of Labor And Training</u>	1,904,949	-	-	-	-
Center General Asset Protection	1,904,949	-	-	-	-
RI Capital Plan Fund	1,904,949	-	-	-	-
<u>Secretary Of State</u>	-	-	-	170,000	-
Election Equipment	-	-	-	170,000	-
RI Capital Plan Fund	-	-	-	170,000	-
<u>Public Utilities Commission</u>	300,000	300,000	200,000	100,000	100,000
Electronic Business Portal	250,000	250,000	-	-	-
Restricted Receipt Funds	250,000	250,000	-	-	-
Public Utilities Commission Asset Protection	50,000	50,000	200,000	100,000	100,000
Restricted Receipt Funds	50,000	50,000	200,000	100,000	100,000
Health and Human Services	133,790,208	7,606,218	12,385,525	27,454,000	19,292,000
<u>Department Of Children, Youth, And Families</u>	2,285,487	1,187,614	4,359,200	18,867,000	10,200,000
Comprehensive Child Welfare Information System	-	-	3,300,000	16,500,000	8,200,000
Certificates of Participation New	-	-	2,000,000	10,000,000	5,000,000
Federal Funds	-	-	1,300,000	6,500,000	3,200,000
DCYF Fleet	-	-	809,200	367,000	-
State Fleet Replacement Fund	-	-	809,200	367,000	-
Training School Asset Protection	2,221,747	470,614	250,000	250,000	250,000
RI Capital Plan Fund	2,221,747	470,614	250,000	250,000	250,000
Training School Generators	63,740	717,000	-	-	-
RI Capital Plan Fund	63,740	717,000	-	-	-
Training School Redesign	-	-	-	1,750,000	1,750,000
RI Capital Plan Fund	-	-	-	1,750,000	1,750,000
<u>Department Of Health</u>	398,705	2,555,054	1,065,000	800,000	800,000

Schedule 4 - Projects by Funding Source

	FY 2025	FY 2026	Post-FY 2026	Total Capital
Quonset Point/Davisville Pier	-	-	-	78,754,136
Agency Funds	-	-	-	6,000,000
P.L. 2016, Ch. 142 Issued	-	-	-	44,500,000
P.L. 2016, Ch. 142 Unissued	-	-	-	5,500,000
Revenue Bonds	-	-	-	12,774,410
RI Capital Plan Fund	-	-	-	9,979,726
Urban Revitalization and Blight Remediation	-	-	-	10,000,000
P.L. 2016, Ch. 142 Issued	-	-	-	10,000,000
<u>Department Of Labor And Training</u>	-	-	-	1,904,949
Center General Asset Protection	-	-	-	1,904,949
RI Capital Plan Fund	-	-	-	1,904,949
<u>Secretary Of State</u>	-	-	-	170,000
Election Equipment	-	-	-	170,000
RI Capital Plan Fund	-	-	-	170,000
<u>Public Utilities Commission</u>	50,000	-	-	1,050,000
Electronic Business Portal	-	-	-	500,000
Restricted Receipt Funds	-	-	-	500,000
Public Utilities Commision Asset Protection	50,000	-	-	550,000
Restricted Receipt Funds	50,000	-	-	550,000
Health and Human Services	1,905,320	1,707,550	250,000	204,390,821
<u>Department Of Children, Youth, And Families</u>	250,000	250,000	250,000	37,649,301
Comprehensive Child Welfare Information System	-	-	-	28,000,000
Certificates of Participation New	-	-	-	17,000,000
Federal Funds	-	-	-	11,000,000
DCYF Fleet	-	-	-	1,176,200
State Fleet Replacement Fund	-	-	-	1,176,200
Training School Asset Protection	250,000	250,000	250,000	4,192,361
RI Capital Plan Fund	250,000	250,000	250,000	4,192,361
Training School Generators	-	-	-	780,740
RI Capital Plan Fund	-	-	-	780,740
Training School Redesign	-	-	-	3,500,000
RI Capital Plan Fund	-	-	-	3,500,000
<u>Department Of Health</u>	508,320	555,550	-	6,682,629

Schedule 4 - Projects by Funding Source

	Pre-FY 2021	FY 2021	FY 2022	FY 2023	FY 2024
Laboratory Medical Equipment Fund	398,705	200,000	600,000	400,000	400,000
RI Capital Plan Fund	398,705	200,000	600,000	400,000	400,000
OSME Truck Replacement	-	75,054	-	-	-
Federal Funds	-	75,054	-	-	-
Vital Records Electronic System	-	2,280,000	465,000	400,000	400,000
Federal Funds	-	2,052,000	418,500	360,000	360,000
Information Technology Investment Fund	-	228,000	46,500	40,000	40,000
<u>Behavioral Healthcare, Developmental Disabilities And Hospitals</u>	10,684,984	447,357	400,000	400,000	100,000
DD Residential Support	9,642,231	147,357	100,000	100,000	100,000
P.L. 1990, Ch. 434 - Issued	6,401,039	47,357	-	-	-
RI Capital Plan Fund	3,241,192	100,000	100,000	100,000	100,000
Hospital Equipment Asset Protection	1,042,753	300,000	300,000	300,000	-
RI Capital Plan Fund	1,042,753	300,000	300,000	300,000	-
<u>Department Of Human Services</u>	120,421,032	3,416,193	6,561,325	7,387,000	8,192,000
Blind Vending Facilities	1,405,617	165,000	165,000	165,000	165,000
RI Capital Plan Fund	1,405,617	165,000	165,000	165,000	165,000
Crypt Installation/Cemetery Expansion	300,000	661,000	849,325	1,500,000	2,400,000
Federal Funds	130,000	585,000	469,325	1,300,000	1,400,000
Restricted Receipt Funds	170,000	76,000	-	-	-
RI Capital Plan Fund	-	-	380,000	200,000	1,000,000
Early Childhood Care and Education Capital Fund	-	-	5,000,000	5,000,000	5,000,000
P.L. 2020, Ch. 80 - Unissued	-	-	5,000,000	5,000,000	5,000,000
MIS System Replacement	-	187,000	117,000	122,000	127,000
Federal Funds	-	187,000	117,000	122,000	127,000
RI Veterans' Memorial Cemetery Expansion	-	-	-	200,000	-
RI Capital Plan Fund	-	-	-	200,000	-
RI Veterans' Memorial Cemetery Walkways	-	-	80,000	-	-
Restricted Receipt Funds	-	-	80,000	-	-
Veterans' Home Asset Protection	18,608	-	350,000	400,000	500,000
RI Capital Plan Fund	18,608	-	350,000	400,000	500,000

Schedule 4 - Projects by Funding Source

	FY 2025	FY 2026	Post-FY 2026	Total Capital
Laboratory Medical Equipment Fund	400,000	400,000	-	2,798,705
RI Capital Plan Fund	400,000	400,000	-	2,798,705
OSME Truck Replacement	-	-	-	75,054
Federal Funds	-	-	-	75,054
Vital Records Electronic System	108,320	155,550	-	3,808,870
Federal Funds	97,488	139,995	-	3,427,983
Information Technology Investment Fund	10,832	15,555	-	380,887
<u>Behavioral Healthcare, Developmental Disabilities And Hospitals</u>	100,000	100,000	-	12,232,341
DD Residential Support	100,000	100,000	-	10,289,588
P.L. 1990, Ch. 434 - Issued	-	-	-	6,448,396
RI Capital Plan Fund	100,000	100,000	-	3,841,192
Hospital Equipment Asset Protection	-	-	-	1,942,753
RI Capital Plan Fund	-	-	-	1,942,753
<u>Department Of Human Services</u>	1,047,000	802,000	-	147,826,550
Blind Vending Facilities	165,000	165,000	-	2,395,617
RI Capital Plan Fund	165,000	165,000	-	2,395,617
Crypt Installation/Cemetery Expansion	250,000	-	-	5,960,325
Federal Funds	-	-	-	3,884,325
Restricted Receipt Funds	-	-	-	246,000
RI Capital Plan Fund	250,000	-	-	1,830,000
Early Childhood Care and Education Capital Fund	-	-	-	15,000,000
P.L. 2020, Ch. 80 - Unissued	-	-	-	15,000,000
MIS System Replacement	132,000	137,000	-	822,000
Federal Funds	132,000	137,000	-	822,000
RI Veterans' Memorial Cemetery Expansion	-	-	-	200,000
RI Capital Plan Fund	-	-	-	200,000
RI Veterans' Memorial Cemetery Walkways	-	-	-	80,000
Restricted Receipt Funds	-	-	-	80,000
Veterans' Home Asset Protection	500,000	500,000	-	2,268,608
RI Capital Plan Fund	500,000	500,000	-	2,268,608

Schedule 4 - Projects by Funding Source

	Pre-FY 2021	FY 2021	FY 2022	FY 2023	FY 2024
Veterans' Home New Construction	118,696,807	2,403,193	-	-	-
Federal Funds	60,600,000	-	-	-	-
P.L. 2012, Ch. 241 Issued	31,096,807	2,403,193	-	-	-
P.L. 2016, Ch. 142 Issued	27,000,000	-	-	-	-
Education	578,023,754	114,111,173	185,497,282	256,803,480	205,562,871
<u>Elementary And Secondary Education</u>	43,109,391	66,786,266	77,565,000	81,775,000	52,575,000
Davies Advanced Manufacturing Program	3,624,051	-	-	-	-
RI Capital Plan Fund	3,624,051	-	-	-	-
Davies Career and Tech. School Asset Protection	2,084,050	150,000	665,000	500,000	500,000
RI Capital Plan Fund	2,084,050	150,000	665,000	500,000	500,000
Davies Career and Tech. School HVAC	1,866,493	500,000	900,000	900,000	-
RI Capital Plan Fund	1,866,493	500,000	900,000	900,000	-
Davies Healthcare Classroom Improvements	-	-	500,000	4,500,000	-
RI Capital Plan Fund	-	-	500,000	4,500,000	-
Met Center Roof Replacement	-	-	-	550,000	1,750,000
RI Capital Plan Fund	-	-	-	550,000	1,750,000
Met School Asset Protection	1,296,089	250,000	250,000	250,000	250,000
RI Capital Plan Fund	1,296,089	250,000	250,000	250,000	250,000
School Construction Bond	34,188,734	65,811,266	75,000,000	75,000,000	50,000,000
G.O. New Referenda	-	-	-	-	50,000,000
P.L. 2018, Ch. 47 Issued	34,188,734	65,811,266	-	-	-
P.L. 2018, Ch. 47 Unissued	-	-	75,000,000	75,000,000	-
School for the Deaf Asset Protection	49,974	75,000	250,000	75,000	75,000
RI Capital Plan Fund	49,974	75,000	250,000	75,000	75,000
<u>Office Of The Postsecondary Commissioner</u>	67,500	2,341,000	2,042,500	267,000	250,000
Asset Protection	-	341,000	-	-	-
RI Capital Plan Fund	-	341,000	-	-	-
Northern RI Education Center	67,500	2,000,000	1,932,500	-	-
RI Capital Plan Fund	67,500	2,000,000	1,932,500	-	-
Nursing Education Center	-	-	110,000	267,000	250,000
Certificates of Participation Issued	-	-	110,000	267,000	250,000
<u>University Of Rhode Island</u>	389,483,891	31,204,314	61,251,265	111,312,480	100,693,090

Schedule 4 - Projects by Funding Source

	FY 2025	FY 2026	Post-FY 2026	Total Capital
Veterans' Home New Construction	-	-	-	121,100,000
Federal Funds	-	-	-	60,600,000
P.L. 2012, Ch. 241 Issued	-	-	-	33,500,000
P.L. 2016, Ch. 142 Issued	-	-	-	27,000,000
Education	139,245,158	92,518,920	105,176,438	1,676,939,076
<u>Elementary And Secondary Education</u>	52,575,000	50,825,000	100,250,000	525,460,657
Davies Advanced Manufacturing Program	-	-	-	3,624,051
RI Capital Plan Fund	-	-	-	3,624,051
Davies Career and Tech. School Asset Protection	500,000	500,000	150,000	5,049,050
RI Capital Plan Fund	500,000	500,000	150,000	5,049,050
Davies Career and Tech. School HVAC	-	-	-	4,166,493
RI Capital Plan Fund	-	-	-	4,166,493
Davies Healthcare Classroom Improvements	-	-	-	5,000,000
RI Capital Plan Fund	-	-	-	5,000,000
Met Center Roof Replacement	1,750,000	-	-	4,050,000
RI Capital Plan Fund	1,750,000	-	-	4,050,000
Met School Asset Protection	250,000	250,000	-	2,796,089
RI Capital Plan Fund	250,000	250,000	-	2,796,089
School Construction Bond	50,000,000	50,000,000	100,000,000	500,000,000
G.O. New Referenda	50,000,000	50,000,000	100,000,000	250,000,000
P.L. 2018, Ch. 47 Issued	-	-	-	100,000,000
P.L. 2018, Ch. 47 Unissued	-	-	-	150,000,000
School for the Deaf Asset Protection	75,000	75,000	100,000	774,974
RI Capital Plan Fund	75,000	75,000	100,000	774,974
<u>Office Of The Postsecondary Commissioner</u>	290,000	-	-	5,258,000
Asset Protection	-	-	-	341,000
RI Capital Plan Fund	-	-	-	341,000
Northern RI Education Center	-	-	-	4,000,000
RI Capital Plan Fund	-	-	-	4,000,000
Nursing Education Center	290,000	-	-	917,000
Certificates of Participation Issued	290,000	-	-	917,000
<u>University Of Rhode Island</u>	52,492,706	29,285,328	4,926,438	780,649,512

Schedule 4 - Projects by Funding Source

	Pre-FY 2021	FY 2021	FY 2022	FY 2023	FY 2024
3045 Kingstown Road Renovation	-	190,013	1,902,716	2,207,271	-
Third Party Financing	-	190,013	1,902,716	1,407,271	-
University/College Funds	-	-	-	800,000	-
Asset Protection	77,574,267	2,455,280	9,900,000	11,350,000	11,494,395
RI Capital Plan Fund	77,574,267	2,455,280	9,900,000	11,350,000	11,494,395
Ballentine Hall Expansion	-	-	1,164,692	6,871,253	9,764,055
Private Funding	-	-	1,164,692	6,871,253	9,764,055
Biological Resources Lab	5,647,191	480,894	-	-	-
RI Capital Plan Fund	5,004,832	-	-	-	-
University/College Funds	642,359	480,894	-	-	-
Combined Health & Counseling Center	215,397	-	2,022,939	10,982,267	20,504,360
RIHEBC Bonds	-	-	-	5,220,603	20,504,360
University/College Funds	215,397	-	2,022,939	5,761,664	-
Dining Distribution Center	-	108,942	217,883	1,677,444	1,495,731
University/College Funds	-	108,942	217,883	1,677,444	1,495,731
Energy Conservation Phase III	10,320,389	179,611	-	-	-
Certificates of Participation Issued	10,320,389	179,611	-	-	-
Engineering - Building Renovations	128,142,674	3,758,923	-	-	-
P.L. 2014, Ch. 145 - Issued	123,619,661	1,380,339	-	-	-
Private Funding	2,048,969	2,145,215	-	-	-
Restricted Receipt Funds	150,000	-	-	-	-
Third Party Financing	790,567	64,437	-	-	-
University/College Funds	1,533,477	168,932	-	-	-
Engineering - Building Renovations Phase 2	26,304,128	602,388	-	-	-
P.L. 2016, Ch. 142 Issued	25,331,467	168,533	-	-	-
Private Funding	136,258	45,502	-	-	-
Third Party Financing	30,837	-	-	-	-
University/College Funds	805,566	388,353	-	-	-
Facilities Services Sector Upgrade	-	-	-	1,008,733	2,902,351
RIHEBC Bonds	-	-	-	1,008,733	2,902,351
Fine Arts Center Renovation & Addition	12,861,392	2,008,672	-	-	-
RI Capital Plan Fund	12,861,392	2,008,672	-	-	-
Fine Arts Center Renovation & Addition Ph1B/2	-	-	3,921,427	31,100,014	27,278,559
P.L. 2020, Ch. 80 - Unissued	-	-	3,278,814	29,085,388	24,935,798
Private Funding	-	-	642,613	2,014,626	2,342,761

Schedule 4 - Projects by Funding Source

	FY 2025	FY 2026	Post-FY 2026	Total Capital
3045 Kingstown Road Renovation	-	-	-	4,300,000
Third Party Financing	-	-	-	3,500,000
University/College Funds	-	-	-	800,000
Asset Protection	9,276,000	9,554,280	-	131,604,222
RI Capital Plan Fund	9,276,000	9,554,280	-	131,604,222
Ballentine Hall Expansion	-	-	-	17,800,000
Private Funding	-	-	-	17,800,000
Biological Resources Lab	-	-	-	6,128,085
RI Capital Plan Fund	-	-	-	5,004,832
University/College Funds	-	-	-	1,123,253
Combined Health & Counseling Center	3,275,037	-	-	37,000,000
RIHEBC Bonds	3,275,037	-	-	29,000,000
University/College Funds	-	-	-	8,000,000
Dining Distribution Center	-	-	-	3,500,000
University/College Funds	-	-	-	3,500,000
Energy Conservation Phase III	-	-	-	10,500,000
Certificates of Participation Issued	-	-	-	10,500,000
Engineering - Building Renovations	-	-	-	131,901,597
P.L. 2014, Ch. 145 - Issued	-	-	-	125,000,000
Private Funding	-	-	-	4,194,184
Restricted Receipt Funds	-	-	-	150,000
Third Party Financing	-	-	-	855,004
University/College Funds	-	-	-	1,702,409
Engineering - Building Renovations Phase 2	-	-	-	26,906,516
P.L. 2016, Ch. 142 Issued	-	-	-	25,500,000
Private Funding	-	-	-	181,760
Third Party Financing	-	-	-	30,837
University/College Funds	-	-	-	1,193,919
Facilities Services Sector Upgrade	3,951,961	4,936,955	-	12,800,000
RIHEBC Bonds	3,951,961	4,936,955	-	12,800,000
Fine Arts Center Renovation & Addition	-	-	-	14,870,064
RI Capital Plan Fund	-	-	-	14,870,064
Fine Arts Center Renovation & Addition Ph1B/2	-	-	-	62,300,000
P.L. 2020, Ch. 80 - Unissued	-	-	-	57,300,000
Private Funding	-	-	-	5,000,000

Schedule 4 - Projects by Funding Source

	Pre-FY 2021	FY 2021	FY 2022	FY 2023	FY 2024
Fire Protection Academic Ph 2	-	-	-	-	-
RI Capital Plan Fund	-	-	-	-	-
Fire Protection Auxiliary Phase II	35,445	85,811	795,468	1,449,332	-
RIHEBC Bonds	35,445	85,811	795,468	1,449,332	-
Fire Safety & Protection Auxiliary Enterprises	13,996,256	4,208,744	-	-	-
RIHEBC Bonds	13,996,256	4,208,744	-	-	-
Fraternity Circle Infrastructure	4,752,158	683,607	-	-	-
RIHEBC Bonds	4,752,158	683,607	-	-	-
Fraternity Circle Master Plan Implementation	-	-	-	-	674,282
Third Party Financing	-	-	-	-	500,000
University/College Funds	-	-	-	-	174,282
Meade Stadium Field Improvements	4,066,782	-	-	-	-
Private Funding	2,906,652	-	-	-	-
University/College Funds	1,160,130	-	-	-	-
Memorial Union Renovation & Addition	-	-	3,212,209	13,054,203	19,066,191
RIHEBC Bonds	-	-	-	5,266,412	19,066,191
University/College Funds	-	-	3,212,209	7,787,791	-
Narragansett Bay Campus Renewal Phase I	1,057,435	4,656,833	20,019,684	21,266,048	-
P.L. 2018, Ch. 47 Issued	1,057,435	4,656,833	1,785,732	-	-
P.L. 2018, Ch. 47 Unissued	-	-	18,233,952	19,266,048	-
Private Funding	-	-	-	2,000,000	-
Ranger Hall Phase 2	443,626	1,988,310	5,729,251	860,553	-
Private Funding	293,626	1,825,642	2,461,059	860,553	-
University/College Funds	150,000	162,668	3,268,192	-	-
Repaving, Hardscape & Landscape	1,599,850	4,117,151	4,551,145	1,627,962	-
RIHEBC Bonds	1,599,850	4,117,151	4,551,145	1,627,962	-
Repaving & Road Construction	14,606,551	-	-	-	-
Interest Earnings	96,632	-	-	-	-
RIHEBC Bonds	13,725,000	-	-	-	-
University/College Funds	784,919	-	-	-	-
Storm Water Management	-	-	-	-	-
RI Capital Plan Fund	-	-	-	-	-
Upper College Road Multiuse Development	114,558	-	443,416	1,162,026	-
University/College Funds	114,558	-	443,416	1,162,026	-

Schedule 4 - Projects by Funding Source

	FY 2025	FY 2026	Post-FY 2026	Total Capital
Fire Protection Academic Ph 2	-	3,148,695	-	3,148,695
RI Capital Plan Fund	-	3,148,695	-	3,148,695
Fire Protection Auxiliary Phase II	-	-	-	2,366,056
RIHEBC Bonds	-	-	-	2,366,056
Fire Safety & Protection Auxiliary Enterprises	-	-	-	18,205,000
RIHEBC Bonds	-	-	-	18,205,000
Fraternity Circle Infrastructure	-	-	-	5,435,765
RIHEBC Bonds	-	-	-	5,435,765
Fraternity Circle Master Plan Implementation	725,718	-	-	1,400,000
Third Party Financing	-	-	-	500,000
University/College Funds	725,718	-	-	900,000
Meade Stadium Field Improvements	-	-	-	4,066,782
Private Funding	-	-	-	2,906,652
University/College Funds	-	-	-	1,160,130
Memorial Union Renovation & Addition	24,446,737	3,894,222	4,926,438	68,600,000
RIHEBC Bonds	24,446,737	3,894,222	4,926,438	57,600,000
University/College Funds	-	-	-	11,000,000
Narragansett Bay Campus Renewal Phase I	-	-	-	47,000,000
P.L. 2018, Ch. 47 Issued	-	-	-	7,500,000
P.L. 2018, Ch. 47 Unissued	-	-	-	37,500,000
Private Funding	-	-	-	2,000,000
Ranger Hall Phase 2	-	-	-	9,021,740
Private Funding	-	-	-	5,440,880
University/College Funds	-	-	-	3,580,860
Repaving, Hardscape & Landscape	-	-	-	11,896,108
RIHEBC Bonds	-	-	-	11,896,108
Repaving & Road Construction	-	-	-	14,606,551
Interest Earnings	-	-	-	96,632
RIHEBC Bonds	-	-	-	13,725,000
University/College Funds	-	-	-	784,919
Storm Water Management	-	2,127,461	-	2,127,461
RI Capital Plan Fund	-	2,127,461	-	2,127,461
Upper College Road Multiuse Development	-	-	-	1,720,000
University/College Funds	-	-	-	1,720,000

Schedule 4 - Projects by Funding Source

	Pre-FY 2021	FY 2021	FY 2022	FY 2023	FY 2024
Utility Infrastructure Upgrade Phase I	1,470,282	2,064,754	2,136,495	1,358,304	-
RIHEBC Bonds	1,470,282	2,064,754	2,136,495	1,358,304	-
Utility Infrastructure Upgrade Phase II	-	-	-	687,116	7,513,166
RIHEBC Bonds	-	-	-	687,116	7,513,166
Utility Infrastructure Upgrade Phase III	-	-	-	-	-
RIHEBC Bonds	-	-	-	-	-
West Gym Basketball Practice Facility	-	626,807	2,623,239	4,649,954	-
Private Funding	-	626,807	2,623,239	4,649,954	-
White Horn Brook Apartments	86,275,510	2,987,574	2,610,701	-	-
Interest Earnings	-	-	1,583,618	-	-
RIHEBC Bonds	81,226,271	2,972,812	1,027,083	-	-
Third Party Financing	97,273	-	-	-	-
University/College Funds	4,951,966	14,762	-	-	-
<u>Rhode Island College</u>	69,304,663	6,977,097	23,783,000	38,418,000	28,331,657
Auxiliary Enterprise Asset Protection	13,137,588	673,630	-	-	-
University/College Funds	13,137,588	673,630	-	-	-
Phase II: Horace Mann Renovation (School of Ed.)	1,368,668	1,131,332	12,500,000	10,000,000	-
P.L. 2018, Ch. 47 Issued	1,368,668	1,131,332	-	-	-
P.L. 2018, Ch. 47 Unissued	-	-	12,500,000	10,000,000	-
Phase III: Clarke Science Modernization	-	-	2,000,000	18,000,000	18,000,000
P.L. 2020, Ch. 80 - Unissued	-	-	2,000,000	18,000,000	18,000,000
Phase IV: Fogarty, Convert HBS to Student Services, Whipple	228,298	-	-	-	-
RI Capital Plan Fund	228,298	-	-	-	-
RICAP Asset Protection	31,345,404	4,213,120	4,733,000	5,518,000	5,431,657
RI Capital Plan Fund	31,345,404	4,213,120	4,733,000	5,518,000	5,431,657
RICAP Infrastructure Modernization	23,224,705	959,015	4,550,000	4,900,000	4,900,000
RI Capital Plan Fund	23,224,705	959,015	4,550,000	4,900,000	4,900,000
<u>Community College Of Rhode Island</u>	42,972,156	4,806,793	17,805,517	21,981,000	22,663,124
Asset Protection - CCRI	22,629,910	1,101,857	3,037,615	3,246,000	2,653,124
RI Capital Plan Fund	22,629,910	1,101,857	3,037,615	3,246,000	2,653,124
CCRI Accessibility Improvements	1,210,729	200,000	210,000	210,000	210,000
Other Funds	796,045	200,000	210,000	210,000	210,000
University/College Funds	414,684	-	-	-	-

Schedule 4 - Projects by Funding Source

	FY 2025	FY 2026	Post-FY 2026	Total Capital
Utility Infrastructure Upgrade Phase I	-	-	-	7,029,835
RIHEBC Bonds	-	-	-	7,029,835
Utility Infrastructure Upgrade Phase II	7,249,718	-	-	15,450,000
RIHEBC Bonds	7,249,718	-	-	15,450,000
Utility Infrastructure Upgrade Phase III	3,567,535	5,623,715	-	9,191,250
RIHEBC Bonds	3,567,535	5,623,715	-	9,191,250
West Gym Basketball Practice Facility	-	-	-	7,900,000
Private Funding	-	-	-	7,900,000
White Horn Brook Apartments	-	-	-	91,873,785
Interest Earnings	-	-	-	1,583,618
RIHEBC Bonds	-	-	-	85,226,166
Third Party Financing	-	-	-	97,273
University/College Funds	-	-	-	4,966,728
<u>Rhode Island College</u>	9,038,000	9,309,140	-	185,161,557
Auxiliary Enterprise Asset Protection	-	-	-	13,811,218
University/College Funds	-	-	-	13,811,218
Phase II: Horace Mann Renovation (School of Ed.)	-	-	-	25,000,000
P.L. 2018, Ch. 47 Issued	-	-	-	2,500,000
P.L. 2018, Ch. 47 Unissued	-	-	-	22,500,000
Phase III: Clarke Science Modernization	-	-	-	38,000,000
P.L. 2020, Ch. 80 - Unissued	-	-	-	38,000,000
Phase IV: Fogarty, Convert HBS to Student Services, Whipple	-	-	-	228,298
RI Capital Plan Fund	-	-	-	228,298
RICAP Asset Protection	4,538,000	4,674,140	-	60,453,321
RI Capital Plan Fund	4,538,000	4,674,140	-	60,453,321
RICAP Infrastructure Modernization	4,500,000	4,635,000	-	47,668,720
RI Capital Plan Fund	4,500,000	4,635,000	-	47,668,720
<u>Community College Of Rhode Island</u>	24,299,452	3,049,452	-	137,577,494
Asset Protection - CCRI	2,719,452	2,719,452	-	38,107,410
RI Capital Plan Fund	2,719,452	2,719,452	-	38,107,410
CCRI Accessibility Improvements	330,000	330,000	-	2,700,729
Other Funds	330,000	330,000	-	2,286,045
University/College Funds	-	-	-	414,684

Schedule 4 - Projects by Funding Source

	Pre-FY 2021	FY 2021	FY 2022	FY 2023	FY 2024
CCRI Infrastructure - Lincoln Campus	736,994	-	2,100,000	2,100,000	6,100,000
Private Funding	300,000	-	-	-	-
RI Capital Plan Fund	-	-	2,000,000	2,000,000	6,000,000
University/College Funds	436,994	-	100,000	100,000	100,000
CCRI Renovation and Modernization - Phase I	-	-	7,000,000	10,000,000	9,000,000
P.L. 2020, Ch. 80 - Unissued	-	-	7,000,000	5,000,000	-
RI Capital Plan Fund	-	-	-	5,000,000	9,000,000
Data Cabling & Power Infrastructure	1,499,961	350,039	1,500,000	3,300,000	3,700,000
RI Capital Plan Fund	197,000	303,000	1,500,000	3,300,000	3,700,000
University/College Funds	1,302,961	47,039	-	-	-
Knight Campus Renewal	16,348,742	1,555,817	2,750,000	750,000	-
Other Funds	1,196,692	-	-	-	-
RI Capital Plan Fund	15,069,182	1,555,817	2,750,000	750,000	-
University/College Funds	82,868	-	-	-	-
Knight Campus Second Floor Sciences Renovation	545,820	1,599,080	887,902	-	-
RI Capital Plan Fund	450,920	1,599,080	887,902	-	-
University/College Funds	94,900	-	-	-	-
Lincoln Campus Student Commons	-	-	150,000	875,000	750,000
Other Funds	-	-	-	875,000	750,000
University/College Funds	-	-	150,000	-	-
Providence Atrium and Dining	-	-	170,000	1,500,000	250,000
Other Funds	-	-	170,000	1,400,000	250,000
University/College Funds	-	-	-	100,000	-
<u>Rhode Island Council On The Arts</u>	28,573,836	1,426,164	2,500,000	2,500,000	500,000
Creative & Cultural Arts Program	28,573,836	1,426,164	-	-	-
P.L. 2014, Ch. 145 - Issued	28,573,836	1,426,164	-	-	-
Creative & Cultural Arts Program Continuation	-	-	2,500,000	2,500,000	500,000
P.L. 2020, Ch. 80 - Unissued	-	-	2,500,000	2,500,000	500,000
<u>Rhode Island Atomic Energy Commission</u>	531,856	50,000	50,000	50,000	50,000
Atomic Energy Asset Protection	531,856	50,000	50,000	50,000	50,000
RI Capital Plan Fund	531,856	50,000	50,000	50,000	50,000
<u>Historical Preservation And Heritage Commission</u>	3,980,461	519,539	500,000	500,000	500,000

Schedule 4 - Projects by Funding Source

	FY 2025	FY 2026	Post-FY 2026	Total Capital
CCRI Infrastructure - Lincoln Campus	2,600,000	-	-	13,636,994
Private Funding	-	-	-	300,000
RI Capital Plan Fund	2,500,000	-	-	12,500,000
University/College Funds	100,000	-	-	836,994
CCRI Renovation and Modernization - Phase I	14,000,000	-	-	40,000,000
P.L. 2020, Ch. 80 - Unissued	-	-	-	12,000,000
RI Capital Plan Fund	14,000,000	-	-	28,000,000
Data Cabling & Power Infrastructure	4,650,000	-	-	15,000,000
RI Capital Plan Fund	4,650,000	-	-	13,650,000
University/College Funds	-	-	-	1,350,000
Knight Campus Renewal	-	-	-	21,404,559
Other Funds	-	-	-	1,196,692
RI Capital Plan Fund	-	-	-	20,124,999
University/College Funds	-	-	-	82,868
Knight Campus Second Floor Sciences Renovation	-	-	-	3,032,802
RI Capital Plan Fund	-	-	-	2,937,902
University/College Funds	-	-	-	94,900
Lincoln Campus Student Commons	-	-	-	1,775,000
Other Funds	-	-	-	1,625,000
University/College Funds	-	-	-	150,000
Providence Atrium and Dining	-	-	-	1,920,000
Other Funds	-	-	-	1,820,000
University/College Funds	-	-	-	100,000
<u>Rhode Island Council On The Arts</u>	500,000	-	-	36,000,000
Creative & Cultural Arts Program	-	-	-	30,000,000
P.L. 2014, Ch. 145 - Issued	-	-	-	30,000,000
Creative & Cultural Arts Program Continuation	500,000	-	-	6,000,000
P.L. 2020, Ch. 80 - Unissued	500,000	-	-	6,000,000
<u>Rhode Island Atomic Energy Commission</u>	50,000	50,000	-	831,856
Atomic Energy Asset Protection	50,000	50,000	-	831,856
RI Capital Plan Fund	50,000	50,000	-	831,856
<u>Historical Preservation And Heritage Commission</u>	-	-	-	6,000,000

Schedule 4 - Projects by Funding Source

	Pre-FY 2021	FY 2021	FY 2022	FY 2023	FY 2024
Historic Preservation Grants	3,980,461	519,539	500,000	500,000	500,000
P.L. 2014, Ch. 145 - Issued	3,980,461	519,539	-	-	-
P.L. 2014, Ch. 145 - Unissued	-	-	500,000	-	-
P.L. 2020, Ch. 80 - Unissued	-	-	-	500,000	500,000
Public Safety	280,460,048	33,383,085	63,864,616	66,335,895	102,234,355
<u>Office Of Attorney General</u>	50,965,740	1,027,791	500,000	400,000	3,900,000
Building Renovations and Repairs	1,692,062	177,791	150,000	150,000	150,000
RI Capital Plan Fund	1,692,062	177,791	150,000	150,000	150,000
Equitable Sharing - Capital Projects	49,273,678	850,000	350,000	250,000	3,750,000
Federal Funds	49,273,678	850,000	350,000	250,000	3,750,000
<u>Department Of Corrections</u>	41,513,176	9,891,808	5,125,000	5,125,000	4,100,000
Correctional Facilities-Renovations	22,636,322	6,765,166	-	-	-
RI Capital Plan Fund	22,636,322	6,765,166	-	-	-
Corrections Asset Protection	18,876,854	3,126,642	5,125,000	5,125,000	4,100,000
RI Capital Plan Fund	18,876,854	3,126,642	5,125,000	5,125,000	4,100,000
<u>Judiciary</u>	33,477,581	2,283,369	4,950,000	4,975,000	6,750,000
Garrahy Courthouse Renovation	-	-	-	-	2,250,000
RI Capital Plan Fund	-	-	-	-	2,250,000
Garrahy Courtroom Restoration	-	-	250,000	750,000	750,000
RI Capital Plan Fund	-	-	250,000	750,000	750,000
Judicial Asset Protection	8,765,491	521,648	1,500,000	1,500,000	1,500,000
RI Capital Plan Fund	8,765,491	521,648	1,500,000	1,500,000	1,500,000
Judicial Complexes - Fan Coil Unit Replacements	-	-	750,000	750,000	500,000
RI Capital Plan Fund	-	-	750,000	750,000	500,000
Judicial Complexes - HVAC	8,261,375	1,000,000	1,000,000	1,000,000	1,000,000
RI Capital Plan Fund	8,261,375	1,000,000	1,000,000	1,000,000	1,000,000
Licht Chillers Replacement	1,200,000	-	-	-	-
RI Capital Plan Fund	1,200,000	-	-	-	-
Licht Judicial Complex Restoration	4,238,638	761,721	750,000	750,000	750,000
RI Capital Plan Fund	4,238,638	761,721	750,000	750,000	750,000
Licht Window/Exterior Restoration	1,292,541	-	-	-	-
RI Capital Plan Fund	1,292,541	-	-	-	-

Schedule 4 - Projects by Funding Source

	FY 2025	FY 2026	Post-FY 2026	Total Capital
Historic Preservation Grants	-	-	-	6,000,000
P.L. 2014, Ch. 145 - Issued	-	-	-	4,500,000
P.L. 2014, Ch. 145 - Unissued	-	-	-	500,000
P.L. 2020, Ch. 80 - Unissued	-	-	-	1,000,000
Public Safety	69,836,524	45,927,249	14,476,400	676,518,172
<u>Office Of Attorney General</u>	300,000	150,000	150,000	57,393,531
Building Renovations and Repairs	150,000	150,000	150,000	2,769,853
RI Capital Plan Fund	150,000	150,000	150,000	2,769,853
Equitable Sharing - Capital Projects	150,000	-	-	54,623,678
Federal Funds	150,000	-	-	54,623,678
<u>Department Of Corrections</u>	4,100,000	4,100,000	4,100,000	78,054,984
Correctional Facilities-Renovations	-	-	-	29,401,488
RI Capital Plan Fund	-	-	-	29,401,488
Corrections Asset Protection	4,100,000	4,100,000	4,100,000	48,653,496
RI Capital Plan Fund	4,100,000	4,100,000	4,100,000	48,653,496
<u>Judiciary</u>	5,200,000	2,200,000	4,100,000	63,935,950
Garrahy Courthouse Renovation	2,250,000	-	1,000,000	5,500,000
RI Capital Plan Fund	2,250,000	-	1,000,000	5,500,000
Garrahy Courtroom Restoration	-	-	-	1,750,000
RI Capital Plan Fund	-	-	-	1,750,000
Judicial Asset Protection	1,200,000	1,200,000	1,500,000	17,687,139
RI Capital Plan Fund	1,200,000	1,200,000	1,500,000	17,687,139
Judicial Complexes - Fan Coil Unit Replacements	500,000	500,000	1,600,000	4,600,000
RI Capital Plan Fund	500,000	500,000	1,600,000	4,600,000
Judicial Complexes - HVAC	500,000	500,000	-	13,261,375
RI Capital Plan Fund	500,000	500,000	-	13,261,375
Licht Chillers Replacement	-	-	-	1,200,000
RI Capital Plan Fund	-	-	-	1,200,000
Licht Judicial Complex Restoration	750,000	-	-	8,000,359
RI Capital Plan Fund	750,000	-	-	8,000,359
Licht Window/Exterior Restoration	-	-	-	1,292,541
RI Capital Plan Fund	-	-	-	1,292,541

Schedule 4 - Projects by Funding Source

	Pre-FY 2021	FY 2021	FY 2022	FY 2023	FY 2024
McGrath HVAC	-	-	-	225,000	-
RI Capital Plan Fund	-	-	-	225,000	-
Murray Courtroom Restoration	-	-	700,000	-	-
RI Capital Plan Fund	-	-	700,000	-	-
Noel Shelled Courtroom Build Out	9,719,536	-	-	-	-
RI Capital Plan Fund	9,719,536	-	-	-	-
<u>Military Staff</u>	139,635,104	16,272,408	46,577,123	49,745,125	68,857,585
AMC Rehabilitation	8,569,552	-	733,000	-	-
National Guard Bureau - Federal	4,980,154	-	366,500	-	-
RI Capital Plan Fund	3,589,398	-	366,500	-	-
Aviation Readiness Center	150,000	-	1,848,850	1,848,850	12,279,435
National Guard Bureau - Federal	150,000	-	1,313,587	1,313,587	12,153,269
RI Capital Plan Fund	-	-	535,263	535,263	126,166
Bristol Readiness Center	-	192,000	-	-	-
RI Capital Plan Fund	-	192,000	-	-	-
Counter Drug Training Facility	311,000	2,089,000	2,843,329	-	-
Federal Funds	311,000	2,089,000	2,843,329	-	-
Joint Force Headquarters Building	31,944,507	1,595,566	-	-	-
National Guard Bureau - Federal	22,594,860	-	-	-	-
RI Capital Plan Fund	9,349,647	1,595,566	-	-	-
Middletown Armory Addition	1,158,665	1,397,857	1,397,858	-	-
National Guard Bureau - Federal	124,285	1,397,857	1,397,858	-	-
RI Capital Plan Fund	1,034,380	-	-	-	-
Military Staff Asset Protection	20,893,734	6,011,485	7,225,186	4,373,875	3,050,000
National Guard Bureau - Federal	17,243,747	5,259,155	6,295,186	3,623,875	2,450,000
RI Capital Plan Fund	3,649,987	752,330	930,000	750,000	600,000
Quonset Air National Guard Facilities	76,607,646	4,986,500	32,528,900	41,448,900	16,669,900
National Guard Bureau - Federal	76,607,646	4,986,500	32,528,900	41,448,900	16,669,900
Quonset Airway Runway Reconstruction	-	-	-	2,073,500	36,858,250
Federal Aviation Administration/TSA	-	-	-	861,300	16,586,212
National Guard Bureau - Federal	-	-	-	1,116,500	18,429,126
RI Capital Plan Fund	-	-	-	95,700	1,842,912
<u>Rhode Island Emergency Management Agency</u>	7,977,657	1,994,414	2,244,400	1,994,400	1,994,400

Schedule 4 - Projects by Funding Source

	FY 2025	FY 2026	Post-FY 2026	Total Capital
McGrath HVAC	-	-	-	225,000
RI Capital Plan Fund	-	-	-	225,000
Murray Courtroom Restoration	-	-	-	700,000
RI Capital Plan Fund	-	-	-	700,000
Noel Shelled Courtroom Build Out	-	-	-	9,719,536
RI Capital Plan Fund	-	-	-	9,719,536
<u>Military Staff</u>	42,554,754	27,093,879	4,026,400	394,762,378
AMC Rehabilitation	-	-	-	9,302,552
National Guard Bureau - Federal	-	-	-	5,346,654
RI Capital Plan Fund	-	-	-	3,955,898
Aviation Readiness Center	16,602,340	5,684,258	-	38,413,733
National Guard Bureau - Federal	16,028,157	4,591,947	-	35,550,547
RI Capital Plan Fund	574,183	1,092,311	-	2,863,186
Bristol Readiness Center	-	-	-	192,000
RI Capital Plan Fund	-	-	-	192,000
Counter Drug Training Facility	-	-	-	5,243,329
Federal Funds	-	-	-	5,243,329
Joint Force Headquarters Building	-	-	-	33,540,073
National Guard Bureau - Federal	-	-	-	22,594,860
RI Capital Plan Fund	-	-	-	10,945,213
Middletown Armory Addition	-	-	-	3,954,380
National Guard Bureau - Federal	-	-	-	2,920,000
RI Capital Plan Fund	-	-	-	1,034,380
Military Staff Asset Protection	2,782,308	3,709,621	4,026,400	52,072,609
National Guard Bureau - Federal	2,182,308	3,109,621	3,113,550	43,277,442
RI Capital Plan Fund	600,000	600,000	912,850	8,795,167
Quonset Air National Guard Facilities	4,640,000	17,700,000	-	194,581,846
National Guard Bureau - Federal	4,640,000	17,700,000	-	194,581,846
Quonset Airway Runway Reconstruction	18,530,106	-	-	57,461,856
Federal Aviation Administration/TSA	8,338,548	-	-	25,786,060
National Guard Bureau - Federal	9,265,053	-	-	28,810,679
RI Capital Plan Fund	926,505	-	-	2,865,117
<u>Rhode Island Emergency Management Agency</u>	1,994,400	-	-	18,199,671

Schedule 4 - Projects by Funding Source

	Pre-FY 2021	FY 2021	FY 2022	FY 2023	FY 2024
Emergency Management Building	-	-	250,000	-	-
RI Capital Plan Fund	-	-	250,000	-	-
RI Statewide Communications System Network	7,977,657	1,994,414	1,994,400	1,994,400	1,994,400
Federal Emergency Management Agency	2,000,000	500,000	500,000	500,000	500,000
RI Capital Plan Fund	5,977,657	1,494,414	1,494,400	1,494,400	1,494,400
<u>Department Of Public Safety</u>	6,890,790	1,913,295	4,468,093	4,096,370	16,632,370
Administrative Support Building Renovation	-	-	200,000	500,000	500,000
RI Capital Plan Fund	-	-	200,000	500,000	500,000
DPS Asset Protection	1,044,248	752,449	791,000	750,000	750,000
RI Capital Plan Fund	1,044,248	752,449	791,000	750,000	750,000
DPS Vehicle Replacement	4,050,000	-	2,489,723	1,800,000	2,215,000
Federal Funds	4,050,000	-	-	-	-
RI Capital Plan Fund	-	-	-	600,000	1,200,000
State Fleet Replacement Fund	-	-	2,489,723	1,200,000	1,015,000
Headquarters Roof Replacement	711,879	588,120	-	-	-
RI Capital Plan Fund	711,879	588,120	-	-	-
Public Safety Master Plan	762,434	37,566	-	-	-
RI Capital Plan Fund	762,434	37,566	-	-	-
RISP New Southern Headquarters/Barracks	-	-	-	634,000	12,800,000
G.O. New Referenda	-	-	-	634,000	12,800,000
RISP RICON Microwave System Replacement	-	-	237,370	187,370	187,370
RI Capital Plan Fund	-	-	237,370	187,370	187,370
Training Academy Upgrades	322,229	535,160	750,000	225,000	180,000
RI Capital Plan Fund	322,229	535,160	750,000	225,000	180,000
Natural Resources	1,702,119,530	270,067,579	375,839,987	388,043,341	359,599,782
<u>Department Of Environmental Management</u>	137,331,179	34,753,971	38,613,768	33,467,913	29,143,281
Brownfields Remediation	6,614,836	2,047,555	1,954,534	808,075	275,000
P.L. 2014, Ch. 145 - Issued	3,980,786	498,500	520,714	-	-
P.L. 2016, Ch. 142 Issued	2,634,050	(634,050)	-	-	-
P.L. 2016, Ch. 142 Unissued	-	2,113,473	239,052	647,475	-
P.L. 2018, Ch. 47 Unissued	-	69,632	1,194,768	160,600	275,000
Coastal Resiliency and Public Access Projects	1,552	998,448	1,000,000	1,000,000	1,000,000
P.L. 2018, Ch. 47 Issued	1,552	998,448	-	-	-
P.L. 2018, Ch. 47 Unissued	-	-	1,000,000	1,000,000	1,000,000

Schedule 4 - Projects by Funding Source

	FY 2025	FY 2026	Post-FY 2026	Total Capital
Emergency Management Building	-	-	-	250,000
RI Capital Plan Fund	-	-	-	250,000
RI Statewide Communications System Network	1,994,400	-	-	17,949,671
Federal Emergency Management Agency	500,000	-	-	4,500,000
RI Capital Plan Fund	1,494,400	-	-	13,449,671
<u>Department Of Public Safety</u>	15,687,370	12,383,370	2,100,000	64,171,658
Administrative Support Building Renovation	-	-	-	1,200,000
RI Capital Plan Fund	-	-	-	1,200,000
DPS Asset Protection	750,000	750,000	300,000	5,887,697
RI Capital Plan Fund	750,000	750,000	300,000	5,887,697
DPS Vehicle Replacement	1,800,000	2,175,000	1,800,000	16,329,723
Federal Funds	-	-	-	4,050,000
RI Capital Plan Fund	1,800,000	1,800,000	1,800,000	7,200,000
State Fleet Replacement Fund	-	375,000	-	5,079,723
Headquarters Roof Replacement	-	-	-	1,299,999
RI Capital Plan Fund	-	-	-	1,299,999
Public Safety Master Plan	-	-	-	800,000
RI Capital Plan Fund	-	-	-	800,000
RISP New Southern Headquarters/Barracks	12,800,000	8,766,000	-	35,000,000
G.O. New Referenda	12,800,000	8,766,000	-	35,000,000
RISP RISON Microwave System Replacement	187,370	187,370	-	986,850
RI Capital Plan Fund	187,370	187,370	-	986,850
Training Academy Upgrades	150,000	505,000	-	2,667,389
RI Capital Plan Fund	150,000	505,000	-	2,667,389
Natural Resources	303,954,231	206,247,834	285,704,341	3,891,576,625
<u>Department Of Environmental Management</u>	27,360,000	18,480,000	5,800,000	324,950,112
Brownfields Remediation	2,300,000	-	-	14,000,000
P.L. 2014, Ch. 145 - Issued	-	-	-	5,000,000
P.L. 2016, Ch. 142 Issued	-	-	-	2,000,000
P.L. 2016, Ch. 142 Unissued	-	-	-	3,000,000
P.L. 2018, Ch. 47 Unissued	2,300,000	-	-	4,000,000
Coastal Resiliency and Public Access Projects	1,000,000	-	-	5,000,000
P.L. 2018, Ch. 47 Issued	-	-	-	1,000,000
P.L. 2018, Ch. 47 Unissued	1,000,000	-	-	4,000,000

Schedule 4 - Projects by Funding Source

	Pre-FY 2021	FY 2021	FY 2022	FY 2023	FY 2024
Dam Repair	4,226,320	1,649,967	2,224,629	1,800,000	2,250,000
P.L. 2018, Ch. 47 Issued	615,404	1,384,596	-	-	-
P.L. 2018, Ch. 47 Unissued	-	265,371	2,134,629	-	-
RI Capital Plan Fund	3,610,916	-	90,000	1,800,000	2,250,000
Facilities Asset Protection	398,705	250,000	750,000	500,000	500,000
RI Capital Plan Fund	398,705	250,000	750,000	500,000	500,000
Farmland Development Rights Acquisition	6,071,785	1,428,215	1,000,000	1,000,000	-
P.L. 2012, Ch. 241 Issued	4,181,358	318,642	-	-	-
P.L. 2014, Ch. 145 - Issued	1,890,427	109,573	-	-	-
P.L. 2014, Ch. 145 - Unissued	-	1,000,000	-	-	-
P.L. 2018, Ch. 47 Unissued	-	-	1,000,000	1,000,000	-
Flood Prevention	556,885	400,000	1,357,752	685,363	-
P.L. 2014, Ch. 145 - Issued	556,885	400,000	1,043,115	-	-
P.L. 2014, Ch. 145 - Unissued	-	-	314,637	685,363	-
Fort Adams Trust/Rehabilitation	2,575,370	553,618	300,000	300,000	300,000
RI Capital Plan Fund	2,575,370	553,618	300,000	300,000	300,000
Friends of the Blackstone Park Improvements	905,809	744,191	600,000	-	-
RI Capital Plan Fund	905,809	744,191	600,000	-	-
Galilee Piers/Bulkhead/Facilities	13,236,409	11,005,739	1,420,000	2,000,000	2,000,000
Federal Funds	7,962,968	1,661,500	-	-	-
RI Capital Plan Fund	5,273,441	9,344,239	1,420,000	2,000,000	2,000,000
Local Land Acquisition Grants	12,551,541	948,459	2,000,000	2,000,000	1,000,000
P.L. 2004, Ch. 595 - Issued	9,800,915	199,085	-	-	-
P.L. 2012, Ch. 241 Issued	2,352,762	147,238	-	-	-
P.L. 2016, Ch. 142 Issued	397,864	602,136	-	-	-
P.L. 2016, Ch. 142 Unissued	-	-	2,000,000	1,000,000	-
P.L. 2018, Ch. 47 Unissued	-	-	-	1,000,000	1,000,000
Local Recreation Development Grants	9,570,229	2,819,043	3,242,789	3,609,658	3,258,281
P.L. 2012, Ch. 241 Issued	4,697,834	565,967	107,326	128,873	-
P.L. 2014, Ch. 145 - Issued	3,025,471	600,000	153,440	221,089	-
P.L. 2016, Ch. 142 Issued	1,846,924	1,653,076	-	-	-
P.L. 2016, Ch. 142 Unissued	-	-	1,500,000	-	-
P.L. 2018, Ch. 47 Unissued	-	-	1,482,023	2,259,696	1,258,281
P.L. 2020, Ch. 80 - Unissued	-	-	-	1,000,000	2,000,000

Schedule 4 - Projects by Funding Source

	FY 2025	FY 2026	Post-FY 2026	Total Capital
Dam Repair	2,360,000	2,000,000	3,000,000	19,510,916
P.L. 2018, Ch. 47 Issued	-	-	-	2,000,000
P.L. 2018, Ch. 47 Unissued	-	-	-	2,400,000
RI Capital Plan Fund	2,360,000	2,000,000	3,000,000	15,110,916
Facilities Asset Protection	500,000	500,000	500,000	3,898,705
RI Capital Plan Fund	500,000	500,000	500,000	3,898,705
Farmland Development Rights Acquisition	-	-	-	9,500,000
P.L. 2012, Ch. 241 Issued	-	-	-	4,500,000
P.L. 2014, Ch. 145 - Issued	-	-	-	2,000,000
P.L. 2014, Ch. 145 - Unissued	-	-	-	1,000,000
P.L. 2018, Ch. 47 Unissued	-	-	-	2,000,000
Flood Prevention	-	-	-	3,000,000
P.L. 2014, Ch. 145 - Issued	-	-	-	2,000,000
P.L. 2014, Ch. 145 - Unissued	-	-	-	1,000,000
Fort Adams Trust/Rehabilitation	300,000	300,000	300,000	4,928,988
RI Capital Plan Fund	300,000	300,000	300,000	4,928,988
Friends of the Blackstone Park Improvements	-	-	-	2,250,000
RI Capital Plan Fund	-	-	-	2,250,000
Galilee Piers/Bulkhead/Facilities	2,000,000	2,000,000	2,000,000	35,662,148
Federal Funds	-	-	-	9,624,468
RI Capital Plan Fund	2,000,000	2,000,000	2,000,000	26,037,680
Local Land Acquisition Grants	-	-	-	18,500,000
P.L. 2004, Ch. 595 - Issued	-	-	-	10,000,000
P.L. 2012, Ch. 241 Issued	-	-	-	2,500,000
P.L. 2016, Ch. 142 Issued	-	-	-	1,000,000
P.L. 2016, Ch. 142 Unissued	-	-	-	3,000,000
P.L. 2018, Ch. 47 Unissued	-	-	-	2,000,000
Local Recreation Development Grants	1,000,000	-	-	23,500,000
P.L. 2012, Ch. 241 Issued	-	-	-	5,500,000
P.L. 2014, Ch. 145 - Issued	-	-	-	4,000,000
P.L. 2016, Ch. 142 Issued	-	-	-	3,500,000
P.L. 2016, Ch. 142 Unissued	-	-	-	1,500,000
P.L. 2018, Ch. 47 Unissued	-	-	-	5,000,000
P.L. 2020, Ch. 80 - Unissued	1,000,000	-	-	4,000,000

Schedule 4 - Projects by Funding Source

	Pre-FY 2021	FY 2021	FY 2022	FY 2023	FY 2024
Marine Infrastructure/Pier Development	2,299,999	-	-	-	-
Federal Funds	200,000	-	-	-	-
RI Capital Plan Fund	2,099,999	-	-	-	-
Narragansett Bay and Watershed Restoration	8,169,267	1,248,021	2,954,954	127,758	-
P.L. 2004, Ch. 595 - Issued	6,115,619	768,927	1,615,454	-	-
P.L. 2012, Ch. 241 Issued	2,053,648	479,094	1,339,500	127,758	-
Natural and Working Lands	-	-	-	1,500,000	1,500,000
P.L. 2020, Ch. 80 - Unissued	-	-	-	1,500,000	1,500,000
Natural Resources Offices & Visitor's Center	686,349	-	-	250,000	250,000
RI Capital Plan Fund	686,349	-	-	250,000	250,000
Newport Piers/Building Project	339,649	150,000	150,000	-	-
RI Capital Plan Fund	339,649	150,000	150,000	-	-
Recreational Facility Improvements	35,165,527	2,267,480	13,100,341	12,950,000	12,810,000
Federal Funds	4,116,391	-	579,099	1,000,000	2,000,000
Insurance Proceeds	-	-	171,242	-	-
P.L. 2000, Ch. 55 - Issued	3,000,000	-	-	-	-
P.L. 2004, Ch. 595 - Issued	4,129,517	870,483	-	-	-
P.L. 2016, Ch. 142 Issued	2,757,220	242,780	-	-	-
P.L. 2016, Ch. 142 Unissued	-	-	1,000,000	-	-
P.L. 2020, Ch. 80 - Unissued	-	-	8,250,000	8,250,000	8,250,000
RI Capital Plan Fund	21,162,399	1,154,217	3,100,000	3,700,000	2,560,000
Roger Williams Park and Zoo	17,090,420	909,580	-	-	-
P.L. 2014, Ch. 145 - Issued	17,090,420	909,580	-	-	-
State Bikeway Development	4,458,183	2,452,963	3,088,854	2,000,000	2,000,000
P.L. 2016, Ch. 142 Issued	4,458,183	2,452,963	2,088,854	-	-
P.L. 2016, Ch. 142 Unissued	-	-	1,000,000	-	-
P.L. 2018, Ch. 47 Unissued	-	-	-	2,000,000	2,000,000
State Building Demolition	145,068	54,942	-	-	-
RI Capital Plan Fund	145,068	54,942	-	-	-
State Land Acquisition - Open Space	12,053,931	1,509,010	1,000,000	937,059	1,000,000
P.L. 2004, Ch. 595 - Issued	10,000,000	-	-	-	-
P.L. 2012, Ch. 241 Issued	2,047,315	452,685	-	-	-
P.L. 2016, Ch. 142 Issued	6,616	1,056,325	1,000,000	437,059	-
P.L. 2016, Ch. 142 Unissued	-	-	-	500,000	1,000,000

Schedule 4 - Projects by Funding Source

	FY 2025	FY 2026	Post-FY 2026	Total Capital
Marine Infrastructure/Pier Development	-	-	-	2,299,999
Federal Funds	-	-	-	200,000
RI Capital Plan Fund	-	-	-	2,099,999
Narragansett Bay and Watershed Restoration	-	-	-	12,500,000
P.L. 2004, Ch. 595 - Issued	-	-	-	8,500,000
P.L. 2012, Ch. 241 Issued	-	-	-	4,000,000
Natural and Working Lands	-	-	-	3,000,000
P.L. 2020, Ch. 80 - Unissued	-	-	-	3,000,000
Natural Resources Offices & Visitor's Center	2,500,000	2,000,000	-	5,686,349
RI Capital Plan Fund	2,500,000	2,000,000	-	5,686,349
Newport Piers/Building Project	-	-	-	639,649
RI Capital Plan Fund	-	-	-	639,649
Recreational Facility Improvements	13,400,000	11,680,000	-	101,373,348
Federal Funds	2,750,000	9,750,000	-	20,195,490
Insurance Proceeds	-	-	-	171,242
P.L. 2000, Ch. 55 - Issued	-	-	-	3,000,000
P.L. 2004, Ch. 595 - Issued	-	-	-	5,000,000
P.L. 2016, Ch. 142 Issued	-	-	-	3,000,000
P.L. 2016, Ch. 142 Unissued	-	-	-	1,000,000
P.L. 2020, Ch. 80 - Unissued	8,250,000	-	-	33,000,000
RI Capital Plan Fund	2,400,000	1,930,000	-	36,006,616
Roger Williams Park and Zoo	-	-	-	18,000,000
P.L. 2014, Ch. 145 - Issued	-	-	-	18,000,000
State Bikeway Development	1,000,000	-	-	15,000,000
P.L. 2016, Ch. 142 Issued	-	-	-	9,000,000
P.L. 2016, Ch. 142 Unissued	-	-	-	1,000,000
P.L. 2018, Ch. 47 Unissued	1,000,000	-	-	5,000,000
State Building Demolition	-	-	-	200,010
RI Capital Plan Fund	-	-	-	200,010
State Land Acquisition - Open Space	-	-	-	16,500,000
P.L. 2004, Ch. 595 - Issued	-	-	-	10,000,000
P.L. 2012, Ch. 241 Issued	-	-	-	2,500,000
P.L. 2016, Ch. 142 Issued	-	-	-	2,500,000
P.L. 2016, Ch. 142 Unissued	-	-	-	1,500,000

Schedule 4 - Projects by Funding Source

	Pre-FY 2021	FY 2021	FY 2022	FY 2023	FY 2024
Stormwater Pollution Prevention	211,793	2,318,292	469,915	-	-
P.L. 2016, Ch. 142 Issued	211,793	788,207	-	-	-
P.L. 2016, Ch. 142 Unissued	-	1,530,085	469,915	-	-
Wastewater Treatment Facility Resilience Improve	1,552	998,448	1,000,000	1,000,000	1,000,000
P.L. 2018, Ch. 47 Issued	1,552	998,448	-	-	-
P.L. 2018, Ch. 47 Unissued	-	-	1,000,000	1,000,000	1,000,000
Woonasquatucket River Watershed Council	-	-	1,000,000	1,000,000	-
P.L. 2020, Ch. 80 - Unissued	-	-	1,000,000	1,000,000	-
<u>Coastal Resources Management Council</u>	14,894,789	9,876,510	14,800,115	3,250,000	250,000
Coastal and Estuary Habitat Restoration Trust	3,941,415	250,000	250,000	250,000	250,000
Restricted Receipt Funds	3,941,415	250,000	250,000	250,000	250,000
Confined Aquatic Dredged Material Disposal Cells	-	-	11,000,000	-	-
Certificates of Participation - UnIssued	-	-	10,500,000	-	-
Restricted Receipt Funds	-	-	500,000	-	-
Green Bond Dredging/Waterplace Park	3,964,800	3,035,200	3,000,000	3,000,000	-
P.L. 2018, Ch. 47 Issued	3,964,800	3,035,200	-	-	-
P.L. 2020, Ch. 80 - Unissued	-	-	3,000,000	3,000,000	-
Green Hill Pond Study	77,840	2,159	-	-	-
RI Capital Plan Fund	77,840	2,159	-	-	-
Narragansett Bay SAMP	85,734	89,151	75,115	-	-
RI Capital Plan Fund	85,734	89,151	75,115	-	-
Rhode Island Coastal Storm Risk Study	3,375,000	6,500,000	475,000	-	-
Federal Funds	2,350,000	6,500,000	-	-	-
RI Capital Plan Fund	1,025,000	-	475,000	-	-
Shoreline Change Special Area Management Plan	200,000	-	-	-	-
RI Capital Plan Fund	200,000	-	-	-	-
South Coast Restoration Project	3,250,000	-	-	-	-
Federal Funds	3,250,000	-	-	-	-
<u>Narragansett Bay Commission</u>	80,567,980	52,731,549	145,016,104	163,687,427	140,315,000
CSO Phase III Facilities	56,364,980	30,319,549	102,919,614	136,059,080	128,855,000
Other Funds	56,364,980	30,319,549	102,919,614	136,059,080	128,855,000
Infrastructure Management	1,837,000	3,094,000	1,206,000	232,000	353,000
Other Funds	1,837,000	3,094,000	1,206,000	232,000	353,000

Schedule 4 - Projects by Funding Source

	FY 2025	FY 2026	Post-FY 2026	Total Capital
Stormwater Pollution Prevention	-	-	-	3,000,000
P.L. 2016, Ch. 142 Issued	-	-	-	1,000,000
P.L. 2016, Ch. 142 Unissued	-	-	-	2,000,000
Wastewater Treatment Facility Resilience Improve	1,000,000	-	-	5,000,000
P.L. 2018, Ch. 47 Issued	-	-	-	1,000,000
P.L. 2018, Ch. 47 Unissued	1,000,000	-	-	4,000,000
Woonasquatucket River Watershed Council	-	-	-	2,000,000
P.L. 2020, Ch. 80 - Unissued	-	-	-	2,000,000
<u>Coastal Resources Management Council</u>	250,000	250,000	250,000	43,821,414
Coastal and Estuary Habitat Restoration Trust	250,000	250,000	250,000	5,691,415
Restricted Receipt Funds	250,000	250,000	250,000	5,691,415
Confined Aquatic Dredged Material Disposal Cells	-	-	-	11,000,000
Certificates of Participation - Unissued	-	-	-	10,500,000
Restricted Receipt Funds	-	-	-	500,000
Green Bond Dredging/Waterplace Park	-	-	-	13,000,000
P.L. 2018, Ch. 47 Issued	-	-	-	7,000,000
P.L. 2020, Ch. 80 - Unissued	-	-	-	6,000,000
Green Hill Pond Study	-	-	-	79,999
RI Capital Plan Fund	-	-	-	79,999
Narragansett Bay SAMP	-	-	-	250,000
RI Capital Plan Fund	-	-	-	250,000
Rhode Island Coastal Storm Risk Study	-	-	-	10,350,000
Federal Funds	-	-	-	8,850,000
RI Capital Plan Fund	-	-	-	1,500,000
Shoreline Change Special Area Management Plan	-	-	-	200,000
RI Capital Plan Fund	-	-	-	200,000
South Coast Restoration Project	-	-	-	3,250,000
Federal Funds	-	-	-	3,250,000
<u>Narragansett Bay Commission</u>	122,505,757	34,447,250	279,654,341	1,018,925,408
CSO Phase III Facilities	117,430,757	28,153,250	277,154,341	877,256,571
Other Funds	117,430,757	28,153,250	277,154,341	877,256,571
Infrastructure Management	84,000	-	-	6,806,000
Other Funds	84,000	-	-	6,806,000

Schedule 4 - Projects by Funding Source

	Pre-FY 2021	FY 2021	FY 2022	FY 2023	FY 2024
Interceptor Inspection and Cleaning	576,000	712,000	500,000	500,000	500,000
Other Funds	576,000	712,000	500,000	500,000	500,000
Interceptor Restoration and Construction	15,907,000	2,404,000	7,485,000	1,500,000	1,500,000
Other Funds	15,907,000	2,404,000	7,485,000	1,500,000	1,500,000
Sewer System Improvements	33,000	1,477,000	3,242,000	9,220,000	548,000
Other Funds	33,000	1,477,000	3,242,000	9,220,000	548,000
Wastewater Treatment Facility Improvements	5,850,000	14,725,000	29,663,490	16,176,347	8,559,000
Other Funds	5,850,000	14,725,000	29,663,490	16,176,347	8,559,000
<u>Rhode Island Infrastructure Bank</u>	1,469,325,582	172,705,549	177,410,000	187,638,001	189,891,501
Clean Water State Revolving Fund	847,653,079	71,131,549	75,700,000	81,550,001	81,915,500
Agency Funds	23,007,888	2,134,000	2,187,350	2,242,034	2,298,085
Environmental Protection Agency - Federal	115,039,440	10,670,000	10,936,750	11,210,169	11,490,423
Federal Stimulus Funding	13,157,300	-	-	-	-
P.L. 2012, Ch. 241 Issued	11,997,434	2,566	-	-	-
P.L. 2014, Ch. 145 - Issued	19,986,281	13,719	-	-	-
P.L. 2018, Ch. 47 Issued	7,784,736	115,264	-	-	-
P.L. 2020, Ch. 80 - Unissued	-	-	2,500,000	2,500,000	2,500,000
Revenue Bonds	493,180,000	48,000,000	50,000,000	55,000,000	55,000,000
Revolved Capitalization Grants	163,500,000	10,196,000	10,075,900	10,597,798	10,626,992
Drinking Water State Revolving Fund	439,903,686	51,000,000	57,660,000	59,038,000	64,426,001
Agency Funds	18,814,400	2,086,936	2,257,255	2,313,686	2,371,529
Environmental Protection Agency - Federal	105,076,000	11,011,000	11,286,275	11,568,432	11,857,643
Federal Stimulus Funding	9,750,000	-	-	-	-
P.L. 2012, Ch. 241 Issued	8,000,000	-	-	-	-
P.L. 2020, Ch. 80 - Unissued	-	-	2,500,000	2,500,000	2,500,000
Revenue Bonds	241,293,590	30,000,000	35,000,000	35,000,000	40,000,000
Revolved Capitalization Grants	56,969,696	7,902,064	6,616,470	7,655,882	7,696,829
Municipal Resiliency	-	-	3,500,000	3,500,000	-
P.L. 2020, Ch. 80 - Unissued	-	-	3,500,000	3,500,000	-
Municipal Road and Bridge Revolving Fund	88,952,701	20,000,000	22,500,000	22,500,000	22,500,000
Agency Funds	3,500,000	-	-	-	-
Other Funds	65,452,701	7,500,000	7,500,000	7,500,000	7,500,000
Revenue Bonds	20,000,000	11,500,000	14,000,000	14,000,000	14,000,000
Revolved Capitalization Grants	-	1,000,000	1,000,000	1,000,000	1,000,000

Schedule 4 - Projects by Funding Source

	FY 2025	FY 2026	Post-FY 2026	Total Capital
Interceptor Inspection and Cleaning	500,000	500,000	500,000	4,288,000
Other Funds	500,000	500,000	500,000	4,288,000
Interceptor Restoration and Construction	1,500,000	1,500,000	1,500,000	33,296,000
Other Funds	1,500,000	1,500,000	1,500,000	33,296,000
Sewer System Improvements	2,491,000	3,794,000	-	20,805,000
Other Funds	2,491,000	3,794,000	-	20,805,000
Wastewater Treatment Facility Improvements	500,000	500,000	500,000	76,473,837
Other Funds	500,000	500,000	500,000	76,473,837
<u>Rhode Island Infrastructure Bank</u>	153,838,474	153,070,584	-	2,503,879,691
Clean Water State Revolving Fund	55,288,473	55,570,584	-	1,268,809,186
Agency Funds	2,355,537	2,414,425	-	36,639,319
Environmental Protection Agency - Federal	11,777,684	12,072,126	-	183,196,592
Federal Stimulus Funding	-	-	-	13,157,300
P.L. 2012, Ch. 241 Issued	-	-	-	12,000,000
P.L. 2014, Ch. 145 - Issued	-	-	-	20,000,000
P.L. 2018, Ch. 47 Issued	-	-	-	7,900,000
P.L. 2020, Ch. 80 - Unissued	-	-	-	7,500,000
Revenue Bonds	30,000,000	30,000,000	-	761,180,000
Revolved Capitalization Grants	11,155,252	11,084,033	-	227,235,975
Drinking Water State Revolving Fund	55,000,001	55,000,000	-	782,027,688
Agency Funds	2,430,817	2,491,587	-	32,766,210
Environmental Protection Agency - Federal	12,154,084	12,457,936	-	175,411,370
Federal Stimulus Funding	-	-	-	9,750,000
P.L. 2012, Ch. 241 Issued	-	-	-	8,000,000
P.L. 2020, Ch. 80 - Unissued	-	-	-	7,500,000
Revenue Bonds	35,000,000	35,000,000	-	451,293,590
Revolved Capitalization Grants	5,415,100	5,050,477	-	97,306,518
Municipal Resiliency	-	-	-	7,000,000
P.L. 2020, Ch. 80 - Unissued	-	-	-	7,000,000
Municipal Road and Bridge Revolving Fund	22,500,000	22,500,000	-	221,452,701
Agency Funds	-	-	-	3,500,000
Other Funds	7,500,000	7,500,000	-	110,452,701
Revenue Bonds	14,000,000	14,000,000	-	101,500,000
Revolved Capitalization Grants	1,000,000	1,000,000	-	6,000,000

Schedule 4 - Projects by Funding Source

	Pre-FY 2021	FY 2021	FY 2022	FY 2023	FY 2024
RI Brownfields Fund	-	984,000	-	-	-
Agency Funds	-	164,000	-	-	-
Federal Funds	-	820,000	-	-	-
RI Efficient Buildings Fund	83,100,000	28,540,000	17,000,000	20,000,000	20,000,000
Other Funds	25,900,000	11,440,000	5,000,000	5,000,000	5,000,000
Revenue Bonds	57,200,000	16,100,000	11,000,000	14,000,000	14,000,000
Revolved Capitalization Grants	-	1,000,000	1,000,000	1,000,000	1,000,000
RI Water Pollution Control Revolving Fund	4,874,220	150,000	150,000	150,000	150,000
Interest Earnings	2,685,258	50,000	50,000	50,000	50,000
Revolved Capitalization Grants	2,188,962	100,000	100,000	100,000	100,000
RI Water Quality Protection Charge Fund	4,841,896	900,000	900,000	900,000	900,000
Agency Funds	4,841,896	900,000	900,000	900,000	900,000
Transportation	3,759,383,081	623,610,533	711,635,151	696,557,279	536,096,259
<u>Department Of Transportation</u>	3,615,897,557	583,209,619	664,000,065	662,973,084	516,712,263
Bike Facilities Maintenance	361,594	38,406	400,000	400,000	400,000
RI Capital Plan Fund	361,594	38,406	400,000	400,000	400,000
Fixed Guideway (Commuter Rail)	62,611,694	1,624,000	2,040,000	2,080,000	2,120,000
Federal Highway Administration	500,000	400,000	400,000	400,000	400,000
Federal Railroad Administration	2,800,000	-	-	-	-
Federal Stimulus Funding	29,950,000	-	-	-	-
Federal Transit Administration	26,712,457	1,224,000	1,640,000	1,680,000	1,720,000
Offset to Avoid Double Counting	(1,075,000)	(306,000)	(410,000)	(420,000)	(430,000)
Other Highway Funds	1,075,000	306,000	410,000	420,000	430,000
P.L. 2008, Ch. 378/469 - Issued	2,649,237	-	-	-	-
Highway Improvement Program	3,318,356,795	521,987,286	609,450,262	598,602,656	469,992,656
Federal Highway Administration	2,000,266,255	310,079,081	364,617,750	355,227,750	323,217,750
GARVEE Bonds	738,918,946	100,000,000	49,620,260	42,000,000	37,000,000
Land Sale Revenue	54,074,590	11,875,000	4,170,000	1,200,000	1,200,000
Motor Fuel Residuals	-	7,121,006	-	-	-
Motor Fuel Tax Revenue Bonds	-	-	-	34,900,000	-
P.L. 2010, Ch. 23 - Issued	80,000,000	-	-	-	-
P.L. 2020, Ch. 80 - Unissued	-	-	40,000,000	31,700,000	-
RI Capital Plan Fund	208,531,311	-	63,451,346	52,700,000	27,200,000
Toll Revenue	6,033,000	40,115,000	32,442,000	26,226,000	26,226,000
Vehicle Registration Fees	230,532,693	52,797,199	55,148,906	54,648,906	55,148,906

Schedule 4 - Projects by Funding Source

	FY 2025	FY 2026	Post-FY 2026	Total Capital
RI Brownfields Fund	-	-	-	984,000
Agency Funds	-	-	-	164,000
Federal Funds	-	-	-	820,000
RI Efficient Buildings Fund	20,000,000	20,000,000	-	208,640,000
Other Funds	5,000,000	5,000,000	-	62,340,000
Revenue Bonds	14,000,000	14,000,000	-	140,300,000
Revolved Capitalization Grants	1,000,000	1,000,000	-	6,000,000
RI Water Pollution Control Revolving Fund	150,000	-	-	5,624,220
Interest Earnings	50,000	-	-	2,935,258
Revolved Capitalization Grants	100,000	-	-	2,688,962
RI Water Quality Protection Charge Fund	900,000	-	-	9,341,896
Agency Funds	900,000	-	-	9,341,896
Transportation	545,286,161	507,504,317	0	7,380,072,781
<u>Department Of Transportation</u>	523,866,514	481,824,747	-	7,048,483,849
Bike Facilities Maintenance	400,000	400,000	-	2,400,000
RI Capital Plan Fund	400,000	400,000	-	2,400,000
Fixed Guideway (Commuter Rail)	2,170,000	2,170,000	-	74,815,694
Federal Highway Administration	450,000	450,000	-	3,000,000
Federal Railroad Administration	-	-	-	2,800,000
Federal Stimulus Funding	-	-	-	29,950,000
Federal Transit Administration	1,720,000	1,720,000	-	36,416,457
Offset to Avoid Double Counting	(430,000)	(430,000)	-	(3,501,000)
Other Highway Funds	430,000	430,000	-	3,501,000
P.L. 2008, Ch. 378/469 - Issued	-	-	-	2,649,237
Highway Improvement Program	479,146,906	437,143,906	-	6,434,680,467
Federal Highway Administration	303,234,000	293,231,000	-	3,949,873,586
GARVEE Bonds	32,000,000	-	-	999,539,206
Land Sale Revenue	1,000,000	1,000,000	-	74,519,590
Motor Fuel Residuals	-	-	-	7,121,006
Motor Fuel Tax Revenue Bonds	-	-	-	34,900,000
P.L. 2010, Ch. 23 - Issued	-	-	-	80,000,000
P.L. 2020, Ch. 80 - Unissued	-	-	-	71,700,000
RI Capital Plan Fund	27,200,000	27,200,000	-	406,282,657
Toll Revenue	60,564,000	60,564,000	-	252,170,000
Vehicle Registration Fees	55,148,906	55,148,906	-	558,574,422

Schedule 4 - Projects by Funding Source

	Pre-FY 2021	FY 2021	FY 2022	FY 2023	FY 2024
Information Technology Investment Strategy	2,892,219	1,898,211	2,085,341	1,748,341	1,748,341
Federal Highway Administration	1,487,252	71,200	71,200	71,200	71,200
Gas Tax	1,033,154	1,015,211	1,232,341	895,341	895,341
Land Sale Revenue	-	794,000	764,000	764,000	764,000
Transportation Soft Match	371,813	17,800	17,800	17,800	17,800
Maintenance - Capital Equipment Replacement	28,179,265	5,313,497	2,024,462	7,500,000	7,800,000
Gas Tax	16,857,795	5,313,497	525,000	6,000,000	6,000,000
RI Capital Plan Fund	11,321,470	-	1,499,462	1,500,000	1,800,000
Maintenance Facility Improvements	2,888,844	468,746	900,000	500,000	500,000
RI Capital Plan Fund	2,888,844	468,746	900,000	500,000	500,000
Mass Transit Hub Infrastructure	7,795,238	8,644,839	8,000,000	19,000,000	1,000,000
Federal Transit Administration	6,554,481	2,885,596	-	-	-
Offset to Avoid Double Counting	(1,060,000)	-	-	-	-
Other Funds	1,060,000	-	-	-	-
P.L. 2014, Ch. 145 - Issued	1,240,757	5,759,243	8,000,000	-	-
P.L. 2014, Ch. 145 - Unissued	-	-	-	19,000,000	1,000,000
Materials Quality Assurance Testing Lab	2,670,000	1,181,000	-	-	-
Land Sale Revenue	2,670,000	1,181,000	-	-	-
Non-Maintenance - Capital Equipment	707,161	214,099	-	592,087	601,266
Gas Tax	707,161	214,099	-	592,087	601,266
Pawtucket-Central Falls Train Station	30,792,500	9,174,298	5,000,000	-	-
Federal - Congestion Mitigation Funds	2,790,000	2,790,000	-	-	-
Federal Transit Administration	21,322,500	4,613,535	5,000,000	-	-
Land Sale Revenue	1,250,000	850,000	-	-	-
Local Funds	5,430,000	-	-	-	-
Offset to Avoid Double Counting	(5,620,000)	-	-	-	-
Other Highway Funds	5,620,000	-	-	-	-
P.L. 2008, Ch. 378/469 - Issued	-	920,763	-	-	-
Providence Viaduct North	-	-	-	-	-
GARVEE Bonds	5,119,556	28,744,272	36,344,600	42,912,676	21,493,640
Offset to Avoid Double Counting	(8,000,000)	(51,000,000)	(60,000,000)	(68,000,000)	(40,000,000)
Other Highway Funds	1,207,100	11,588,160	11,105,320	10,863,900	10,139,640
Vehicle Registration Fees	1,673,344	10,667,568	12,550,080	14,223,424	8,366,720
Salt Storage Facilities	5,651,517	1,161,097	2,500,000	1,000,000	1,000,000
P.L. 2004, Ch. 595 - Issued	300,000	774,237	-	-	-
RI Capital Plan Fund	5,351,517	386,860	2,500,000	1,000,000	1,000,000

Schedule 4 - Projects by Funding Source

	FY 2025	FY 2026	Post-FY 2026	Total Capital
Information Technology Investment Strategy	1,748,341	1,748,341	-	13,869,135
Federal Highway Administration	71,200	71,200	-	1,914,452
Gas Tax	895,341	895,341	-	6,862,070
Land Sale Revenue	764,000	764,000	-	4,614,000
Transportation Soft Match	17,800	17,800	-	478,613
Maintenance - Capital Equipment Replacement	7,800,000	7,800,000	-	66,417,224
Gas Tax	6,000,000	6,000,000	-	46,696,292
RI Capital Plan Fund	1,800,000	1,800,000	-	19,720,932
Maintenance Facility Improvements	500,000	500,000	-	6,257,590
RI Capital Plan Fund	500,000	500,000	-	6,257,590
Mass Transit Hub Infrastructure	-	-	-	44,440,077
Federal Transit Administration	-	-	-	9,440,077
Offset to Avoid Double Counting	-	-	-	(1,060,000)
Other Funds	-	-	-	1,060,000
P.L. 2014, Ch. 145 - Issued	-	-	-	15,000,000
P.L. 2014, Ch. 145 - Unissued	-	-	-	20,000,000
Materials Quality Assurance Testing Lab	-	-	-	3,851,000
Land Sale Revenue	-	-	-	3,851,000
Non-Maintenance - Capital Equipment	601,267	562,500	-	3,278,380
Gas Tax	601,267	562,500	-	3,278,380
Pawtucket-Central Falls Train Station	-	-	-	44,966,798
Federal - Congestion Mitigation Funds	-	-	-	5,580,000
Federal Transit Administration	-	-	-	30,936,035
Land Sale Revenue	-	-	-	2,100,000
Local Funds	-	-	-	5,430,000
Offset to Avoid Double Counting	-	-	-	(5,620,000)
Other Highway Funds	-	-	-	5,620,000
P.L. 2008, Ch. 378/469 - Issued	-	-	-	920,763
Providence Viaduct North	-	-	-	-
GARVEE Bonds	11,695,664	2,905,072	-	149,215,480
Offset to Avoid Double Counting	(27,000,000)	(11,000,000)	-	(265,000,000)
Other Highway Funds	9,656,800	5,794,080	-	60,355,000
Vehicle Registration Fees	5,647,536	2,300,848	-	55,429,520
Salt Storage Facilities	-	-	-	11,312,614
P.L. 2004, Ch. 595 - Issued	-	-	-	1,074,237
RI Capital Plan Fund	-	-	-	10,238,377

Schedule 4 - Projects by Funding Source

	Pre-FY 2021	FY 2021	FY 2022	FY 2023	FY 2024
State Funded Capital Improvements	152,257,533	31,000,000	31,000,000	31,000,000	31,000,000
Vehicle Registration Fees	152,257,533	31,000,000	31,000,000	31,000,000	31,000,000
Train Station Maintenance and Repairs	655,006	327,932	450,000	350,000	350,000
RI Capital Plan Fund	655,006	327,932	450,000	350,000	350,000
Welcome Center Improvements	78,191	176,208	150,000	200,000	200,000
RI Capital Plan Fund	78,191	176,208	150,000	200,000	200,000
<u>Rhode Island Public Transit Authority</u>	143,485,524	40,400,914	47,635,086	33,584,195	19,383,996
Bus Purchases	91,874,082	15,596,374	23,420,086	17,695,945	15,139,864
Federal Stimulus Funding	21,788,005	-	-	-	-
Federal Transit Administration	66,149,934	12,477,214	12,983,269	14,156,756	12,111,891
Offset to Avoid Double Counting	(3,768,844)	-	-	-	-
Other Funds	-	-	7,191,000	-	-
RIPTA Operating Funds	-	2,855,303	3,245,817	-	-
State Fleet Replacement Fund	3,936,143	263,857	-	-	-
Vehicle Registration Fees	3,768,844	-	-	3,539,189	3,027,973
College Hill Bus Tunnel	92,045	-	4,000,000	4,000,000	1,500,000
Federal Transit Administration	73,636	-	3,200,000	3,200,000	1,200,000
RIPTA Operating Funds	18,409	-	800,000	800,000	300,000
Enterprise Software Solution	1,083,070	-	500,000	2,000,000	-
Federal Transit Administration	866,456	-	400,000	1,600,000	-
RIPTA Revolving Loan Fund	216,614	-	100,000	400,000	-
Farebox Upgrade	4,576,956	1,498,572	-	-	-
Federal Transit Administration	3,661,565	1,198,858	-	-	-
RIPTA Revolving Loan Fund	915,391	299,714	-	-	-
Land and Buildings Enhancements	19,998,645	8,159,893	8,950,000	2,500,000	2,500,000
Federal Transit Administration	16,820,363	2,958,000	5,320,000	2,000,000	2,000,000
Local Funds	1,729,630	40,000	-	-	-
Other Funds	-	4,500,000	2,300,000	-	-
RI Capital Plan Fund	787,379	661,893	1,330,000	500,000	500,000
RIPTA Capital Funds	481,045	-	-	-	-
RIPTA Operating Funds	180,228	-	-	-	-
Paratransit Vehicles	10,912,888	3,300,000	3,465,000	3,638,250	244,132
Federal Transit Administration	8,730,310	2,640,000	2,772,000	2,910,600	195,305
Paratransit Revolving Fund	2,182,578	660,000	693,000	727,650	48,827

Schedule 4 - Projects by Funding Source

	FY 2025	FY 2026	Post-FY 2026	Total Capital
State Funded Capital Improvements	31,000,000	31,000,000	-	338,257,533
Vehicle Registration Fees	31,000,000	31,000,000	-	338,257,533
Train Station Maintenance and Repairs	350,000	350,000	-	2,832,938
RI Capital Plan Fund	350,000	350,000	-	2,832,938
Welcome Center Improvements	150,000	150,000	-	1,104,399
RI Capital Plan Fund	150,000	150,000	-	1,104,399
<u>Rhode Island Public Transit Authority</u>	21,419,647	25,679,570	-	331,588,932
Bus Purchases	16,056,157	18,967,841	-	198,750,349
Federal Stimulus Funding	-	-	-	21,788,005
Federal Transit Administration	12,844,925	15,174,273	-	145,898,262
Offset to Avoid Double Counting	-	-	-	(3,768,844)
Other Funds	-	-	-	7,191,000
RIPTA Operating Funds	-	-	-	6,101,120
State Fleet Replacement Fund	-	-	-	4,200,000
Vehicle Registration Fees	3,211,232	3,793,568	-	17,340,806
College Hill Bus Tunnel	-	-	-	9,592,045
Federal Transit Administration	-	-	-	7,673,636
RIPTA Operating Funds	-	-	-	1,918,409
Enterprise Software Solution	-	-	-	3,583,070
Federal Transit Administration	-	-	-	2,866,456
RIPTA Revolving Loan Fund	-	-	-	716,614
Farebox Upgrade	-	-	-	6,075,528
Federal Transit Administration	-	-	-	4,860,423
RIPTA Revolving Loan Fund	-	-	-	1,215,105
Land and Buildings Enhancements	2,500,000	2,500,000	-	47,108,538
Federal Transit Administration	2,000,000	2,000,000	-	33,098,363
Local Funds	-	-	-	1,769,630
Other Funds	-	-	-	6,800,000
RI Capital Plan Fund	500,000	500,000	-	4,779,272
RIPTA Capital Funds	-	-	-	481,045
RIPTA Operating Funds	-	-	-	180,228
Paratransit Vehicles	2,863,490	4,211,729	-	28,635,489
Federal Transit Administration	2,290,792	3,369,383	-	22,908,390
Paratransit Revolving Fund	572,698	842,346	-	5,727,099

Schedule 4 - Projects by Funding Source

	Pre-FY 2021	FY 2021	FY 2022	FY 2023	FY 2024
Providence Transit Connector	11,522,243	5,800,622	-	-	-
Federal Transit Administration	9,263,337	3,736,664	-	-	-
Local Funds	-	874,000	-	-	-
Offset to Avoid Double Counting	(754,651)	-	-	-	-
RI Capital Plan Fund	2,258,907	40,215	-	-	-
Vehicle Registration Fees	754,651	1,149,743	-	-	-
Redundancy	31,328	860,000	1,000,000	-	-
Federal Emergency Management Agency	31,328	-	-	-	-
Federal Transit Administration	-	688,000	800,000	-	-
RIPTA Revolving Loan Fund	-	172,000	200,000	-	-
RIPTA Pawtucket Bus Hub and Transit Corridor	3,394,267	5,185,453	-	-	-
Federal Transit Administration	1,588,273	4,298,472	-	-	-
Local Funds	62,199	173,801	-	-	-
RI Capital Plan Fund	1,743,795	713,180	-	-	-
URI Mobility Hub	-	-	5,000,000	3,750,000	-
Federal Transit Administration	-	-	4,000,000	3,000,000	-
RI Capital Plan Fund	-	-	600,000	250,000	-
RIHEBC Bonds	-	-	400,000	-	-
Vehicle Registration Fees	-	-	-	500,000	-
Warwick Bus Hub	-	-	1,300,000	-	-
Federal Transit Administration	-	-	1,040,000	-	-
RI Capital Plan Fund	-	-	260,000	-	-
Totals	6,816,227,452	1,174,825,077	1,466,318,489	1,604,887,958	1,332,691,746

Schedule 4 - Projects by Funding Source

	FY 2025	FY 2026	Post-FY 2026	Total Capital
Providence Transit Connector	-	-	-	17,322,865
Federal Transit Administration	-	-	-	13,000,001
Local Funds	-	-	-	874,000
Offset to Avoid Double Counting	-	-	-	(754,651)
RI Capital Plan Fund	-	-	-	2,299,122
Vehicle Registration Fees	-	-	-	1,904,394
Redundancy	-	-	-	1,891,328
Federal Emergency Management Agency	-	-	-	31,328
Federal Transit Administration	-	-	-	1,488,000
RIPTA Revolving Loan Fund	-	-	-	372,000
RIPTA Pawtucket Bus Hub and Transit Corridor	-	-	-	8,579,720
Federal Transit Administration	-	-	-	5,886,745
Local Funds	-	-	-	236,000
RI Capital Plan Fund	-	-	-	2,456,975
URI Mobility Hub	-	-	-	8,750,000
Federal Transit Administration	-	-	-	7,000,000
RI Capital Plan Fund	-	-	-	850,000
RIHEBC Bonds	-	-	-	400,000
Vehicle Registration Fees	-	-	-	500,000
Warwick Bus Hub	-	-	-	1,300,000
Federal Transit Administration	-	-	-	1,040,000
RI Capital Plan Fund	-	-	-	260,000
Totals	1,128,841,561	887,370,870	413,557,179	14,824,720,332

Schedule 5 - Rhode Island Capital Plan Fund Projects

	Pre-FY 2021	FY 2021	FY 2022	FY 2023	FY 2024
General Government					
Department Of Administration	168,394,131	19,407,699	29,880,967	35,630,000	38,115,000
Department Of Business Regulation	4,539,916	-	100,000	100,000	100,000
Executive Office Of Commerce	20,222,602	510,000	3,678,000	650,000	-
Department Of Labor And Training	1,904,949	-	-	-	-
Secretary Of State	-	-	-	170,000	-
Subtotal: General Government	195,061,598	19,917,699	33,658,967	36,550,000	38,215,000
Health and Human Services					
Department Of Children, Youth, And Families	2,285,487	1,187,614	250,000	2,000,000	2,000,000
Department Of Health	398,705	200,000	600,000	400,000	400,000
Behavioral Healthcare, Developmental Disabilities	4,283,945	400,000	400,000	400,000	100,000
Department Of Human Services	1,424,225	165,000	895,000	965,000	1,665,000
Subtotal: Health and Human Services	8,392,362	1,952,614	2,145,000	3,765,000	4,165,000
Education					
Elementary And Secondary Education	8,920,657	975,000	2,565,000	6,775,000	2,575,000
Office Of The Postsecondary Commissioner	67,500	2,341,000	1,932,500	-	-
University Of Rhode Island	95,440,491	4,463,952	9,900,000	11,350,000	11,494,395
Rhode Island College	54,798,407	5,172,135	9,283,000	10,418,000	10,331,657
Community College Of Rhode Island	38,347,012	4,559,754	10,175,517	14,296,000	21,353,124
Rhode Island Atomic Energy Commission	531,856	50,000	50,000	50,000	50,000
Subtotal: Education	198,105,923	17,561,841	33,906,017	42,889,000	45,804,176
Public Safety					
Office Of Attorney General	1,692,062	177,791	150,000	150,000	150,000
Department Of Corrections	41,513,176	9,891,808	5,125,000	5,125,000	4,100,000
Judiciary	33,477,581	2,283,369	4,950,000	4,975,000	6,750,000
Military Staff	17,623,412	2,539,896	1,831,763	1,380,963	2,569,078
Rhode Island Emergency Management Agency	5,977,657	1,494,414	1,744,400	1,494,400	1,494,400
Department Of Public Safety	2,840,790	1,913,295	1,978,370	2,262,370	2,817,370
Subtotal: Public Safety	103,124,678	18,300,573	15,779,533	15,387,733	17,880,848
Natural Resources					
Department Of Environmental Management	37,197,705	12,251,207	6,410,000	8,550,000	7,860,000
Coastal Resources Management Council	1,388,574	91,310	550,115	-	-
Subtotal: Natural Resources	38,586,279	12,342,517	6,960,115	8,550,000	7,860,000
Transportation					
Department Of Transportation	229,187,933	1,398,152	69,350,808	56,650,000	31,450,000
Rhode Island Public Transit Authority	4,790,081	1,415,288	2,190,000	750,000	500,000
Subtotal: Transportation	233,978,014	2,813,440	71,540,808	57,400,000	31,950,000
Totals	777,248,853	72,888,684	163,990,440	164,541,733	145,875,024

Schedule 5 - Rhode Island Capital Plan Fund Projects

	FY 2025	FY 2026	Post-FY 2026	Total Capital
General Government				
Department Of Administration	34,390,000	28,915,000	5,000,000	359,732,797
Department Of Business Regulation	100,000	100,000	-	5,039,916
Executive Office Of Commerce	-	-	-	25,060,602
Department Of Labor And Training	-	-	-	1,904,949
Secretary Of State	-	-	-	170,000
Subtotal: General Government	34,490,000	29,015,000	5,000,000	391,908,264
Health and Human Services				
Department Of Children, Youth, And Families	250,000	250,000	250,000	8,473,101
Department Of Health	400,000	400,000	-	2,798,705
Behavioral Healthcare, Developmental Disabilities	100,000	100,000	-	5,783,945
Department Of Human Services	915,000	665,000	-	6,694,225
Subtotal: Health and Human Services	1,665,000	1,415,000	250,000	23,749,976
Education				
Elementary And Secondary Education	2,575,000	825,000	250,000	25,460,657
Office Of The Postsecondary Commissioner	-	-	-	4,341,000
University Of Rhode Island	9,276,000	14,830,436	-	156,755,274
Rhode Island College	9,038,000	9,309,140	-	108,350,339
Community College Of Rhode Island	23,869,452	2,719,452	-	115,320,311
Rhode Island Atomic Energy Commission	50,000	50,000	-	831,856
Subtotal: Education	44,808,452	27,734,028	250,000	411,059,437
Public Safety				
Office Of Attorney General	150,000	150,000	150,000	2,769,853
Department Of Corrections	4,100,000	4,100,000	4,100,000	78,054,984
Judiciary	5,200,000	2,200,000	4,100,000	63,935,950
Military Staff	2,100,688	1,692,311	912,850	30,650,961
Rhode Island Emergency Management Agency	1,494,400	-	-	13,699,671
Department Of Public Safety	2,887,370	3,242,370	2,100,000	20,041,935
Subtotal: Public Safety	15,932,458	11,384,681	11,362,850	209,153,354
Natural Resources				
Department Of Environmental Management	10,060,000	8,730,000	5,800,000	96,858,912
Coastal Resources Management Council	-	-	-	2,029,999
Subtotal: Natural Resources	10,060,000	8,730,000	5,800,000	98,888,911
Transportation				
Department Of Transportation	30,400,000	30,400,000	-	448,836,893
Rhode Island Public Transit Authority	500,000	500,000	-	10,645,369
Subtotal: Transportation	30,900,000	30,900,000	-	459,482,262
Totals	137,855,910	109,178,709	22,662,850	1,594,242,203

Schedule 6 - Quasi-Public Agency Capital Plan

	Pre-FY 2021	FY 2021	FY 2022	FY 2023	FY 2024
<u>Rhode Island Resource Recovery Corporation</u>	61,518,757	41,939,909	16,743,591	8,507,667	18,024,129
Fiber Baler Replacement	-	-	-	-	-
RRC Operating Funds	-	-	-	-	-
Leachate Storage Tanks	183,370	3,233,334	1,616,666	-	-
Revenue Bonds	183,370	3,233,334	1,616,666	-	-
Material Recycling Facility Construction	-	-	-	-	14,516,129
RRC Operating Funds	-	-	-	-	14,516,129
Material Recycling Facility Design	-	-	-	-	1,000,000
Other Funds	-	-	-	-	1,000,000
Phase VI Construction	59,481,979	38,139,908	13,168,592	6,832,667	2,508,000
RRC Operating Funds	59,481,979	38,139,908	13,168,592	6,832,667	2,508,000
Pond 2 Ammonia Treatment	-	-	500,000	500,000	-
RRC Operating Funds	-	-	500,000	500,000	-
Pump III Retrofit	1,853,408	-	-	-	-
RRC Operating Funds	1,853,408	-	-	-	-
Pump Station Modifications	-	566,667	283,333	-	-
RRC Operating Funds	-	566,667	283,333	-	-
Underdrain Treatment System	-	-	1,175,000	1,175,000	-
RRC Operating Funds	-	-	1,175,000	1,175,000	-
<u>Rhode Island Airport Corporation</u>	3,150,000	35,378,333	19,975,000	18,500,000	16,890,000
General Aviation Airports	-	6,100,000	100,000	-	-
Agency Funds	-	1,475,000	100,000	-	-
Federal Aviation Administration/TSA	-	4,625,000	-	-	-
T.F. Green Airport	3,150,000	29,278,333	19,875,000	18,500,000	16,890,000
Agency Funds	-	4,235,000	1,540,000	5,300,000	3,830,000
Federal Aviation Administration/TSA	3,150,000	22,636,500	16,625,500	12,000,000	11,320,000
Passenger Facility Charge	-	2,406,833	1,709,500	1,200,000	1,740,000
<u>Rhode Island Turnpike And Bridge Authority</u>	21,463,000	21,774,000	20,652,000	24,242,000	23,525,000
Administrative Facilities Asset Protection	194,000	1,791,000	1,578,000	4,971,000	238,000
Revenue Bonds	194,000	1,791,000	1,578,000	4,971,000	238,000
Jamestown Verazzano Bridge	3,862,000	4,873,000	6,628,000	1,523,000	1,862,000
Revenue Bonds	3,862,000	4,873,000	6,628,000	1,523,000	1,862,000
Minor Bridges	-	60,000	480,000	2,890,000	440,000
Revenue Bonds	-	60,000	480,000	2,890,000	440,000
Mount Hope Bridge	1,814,000	1,459,000	1,473,000	5,188,000	5,984,000
Revenue Bonds	1,814,000	1,459,000	1,473,000	5,188,000	5,984,000
Newport Pell Bridge	14,718,000	12,407,000	9,556,000	8,876,000	14,018,000
Revenue Bonds	14,718,000	12,407,000	9,556,000	8,876,000	14,018,000
Route 138 Connector	195,000	30,000	288,000	144,000	30,000

Schedule 6 - Quasi-Public Agency Capital Plan

	FY 2025	FY 2026	Post-FY 2026	Total Capital
<u>Rhode Island Resource Recovery Corporation</u>	12,742,903	9,355,370	26,888,509	195,720,835
Fiber Baler Replacement	1,100,000	-	-	1,100,000
RRC Operating Funds	1,100,000	-	-	1,100,000
Leachate Storage Tanks	-	-	-	5,033,370
Revenue Bonds	-	-	-	5,033,370
Material Recycling Facility Construction	11,612,903	3,870,968	-	30,000,000
RRC Operating Funds	11,612,903	3,870,968	-	30,000,000
Material Recycling Facility Design	-	-	-	1,000,000
Other Funds	-	-	-	1,000,000
Phase VI Construction	30,000	5,484,402	26,888,509	152,534,057
RRC Operating Funds	30,000	5,484,402	26,888,509	152,534,057
Pond 2 Ammonia Treatment	-	-	-	1,000,000
RRC Operating Funds	-	-	-	1,000,000
Pump III Retrofit	-	-	-	1,853,408
RRC Operating Funds	-	-	-	1,853,408
Pump Station Modifications	-	-	-	850,000
RRC Operating Funds	-	-	-	850,000
Underdrain Treatment System	-	-	-	2,350,000
RRC Operating Funds	-	-	-	2,350,000
<u>Rhode Island Airport Corporation</u>	24,950,000	10,500,000	-	129,343,333
General Aviation Airports	-	-	-	6,200,000
Agency Funds	-	-	-	1,575,000
Federal Aviation Administration/TSA	-	-	-	4,625,000
T.F. Green Airport	24,950,000	10,500,000	-	123,143,333
Agency Funds	100,000	400,000	-	15,405,000
Federal Aviation Administration/TSA	14,285,000	7,279,049	-	87,296,049
Passenger Facility Charge	10,565,000	2,820,951	-	20,442,284
<u>Rhode Island Turnpike And Bridge Authority</u>	19,042,000	24,184,000	58,917,000	213,799,000
Administrative Facilities Asset Protection	196,000	186,000	413,000	9,567,000
Revenue Bonds	196,000	186,000	413,000	9,567,000
Jamestown Verazzano Bridge	889,000	1,228,000	6,124,000	26,989,000
Revenue Bonds	889,000	1,228,000	6,124,000	26,989,000
Minor Bridges	110,000	220,000	320,000	4,520,000
Revenue Bonds	110,000	220,000	320,000	4,520,000
Mount Hope Bridge	5,020,000	7,213,000	17,322,000	45,473,000
Revenue Bonds	5,020,000	7,213,000	17,322,000	45,473,000
Newport Pell Bridge	12,105,000	12,565,000	31,919,000	116,164,000
Revenue Bonds	12,105,000	12,565,000	31,919,000	116,164,000
Route 138 Connector	180,000	2,411,000	1,529,000	4,807,000

Schedule 6 - Quasi-Public Agency Capital Plan

	Pre-FY 2021	FY 2021	FY 2022	FY 2023	FY 2024
Revenue Bonds	195,000	30,000	288,000	144,000	30,000
Sakonnet River Bridge	680,000	1,154,000	649,000	650,000	953,000
Revenue Bonds	680,000	1,154,000	649,000	650,000	953,000
Totals	86,131,757	99,092,242	57,370,591	51,249,667	58,439,129

Schedule 6 - Quasi-Public Agency Capital Plan

	FY 2025	FY 2026	Post-FY 2026	Total Capital
Revenue Bonds	180,000	2,411,000	1,529,000	4,807,000
Sakonnet River Bridge	542,000	361,000	1,290,000	6,279,000
Revenue Bonds	542,000	361,000	1,290,000	6,279,000
Totals	56,734,903	44,039,370	85,805,509	538,863,168

Section 4

Debt Overview

Classification of State Debt

The State of Rhode Island has traditionally classified its general obligation debt in the following four categories: direct debt, guaranteed debt, contingent debt and other obligations subject to appropriation. These fall into the broader category of tax-supported debt used by investment rating agencies. Within the category of obligations subject to annual appropriations, there are certain performance-based agreements associated with debt issued to promote economic development. The State's requirement to make appropriations on these obligations is based upon achievement of certain predetermined benchmarks that would increase state tax revenues.

RI Credit Rated by Three Major Credit Agencies

The State's general obligation debt is rated by the three major credit rating agencies. All three agencies have reviewed the State of Rhode Island on a regular basis since FY 2008, reflecting the concerns that the agencies had relating to economic and budgeting challenges facing Rhode Island. Across the nation, state credits have been under stress reflecting the economic and revenue deterioration that has strained state finances. As of February 2021, Rhode Island's ratings for general obligations were:

Moody's Rating – Aa2 (stable)

Fitch Rating – AA (stable)

Standard & Poor's – AA (stable)

Debt Service Budgeted

Debt service and payments on long-term obligations from all fund sources, including the portion of the gas tax, and federal highway funds dedicated for debt service for FY 2022, is estimated to total \$287.7 million including: \$153.8 million for general obligation debt service, \$65.8 million from federal highway funds for GARVEE payments, \$18.1 million for the Convention Center Authority, \$1.9 million for Garrahy Garage, \$19.4 million for debt associated with the Historic Structures Tax Credit program, \$5.4 million for motor fuel debt service, \$27.5 million for certificates of participation, and \$2.4 million for debt associated with the purchase of I-195 land by the I-195 District Redevelopment Commission.

Direct debt is authorized by the voters as general obligation bonds and notes. Current interest bonds require the State to make annual payments of principal and semi-annual payments of interest on bonds outstanding. As of July 1, 2020, the State had \$1.169 billion of general obligation tax-supported bonds outstanding. Authorized but unissued direct debt totaled \$711.9 million as of March 5, 2021. Those amounts are displayed in Appendix F, which displays authorized but unissued debt. The Governor prepares to issue \$135.9 million in May 2021 and recommends that \$194.2 million be issued in FY 2022 and \$211.6 million in FY 2023 (see Appendix C for debt service payments).

Guaranteed debt includes bonds and notes issued by, or on behalf of, certain agencies, commissions and authorities created by the General Assembly and charged with enterprise undertakings, for the payment of which debt the full faith and credit of the State are pledged if the revenues of such entities may at any time be insufficient. As of January 1, 2021, there was no outstanding or authorized but unissued guaranteed debt.

Contingent debts are those debts or obligations of certain Rhode Island agencies for which the state has pledged its full faith and credit. Such debt includes mortgages insured by the Rhode Island Industrial-Recreational Building Authority. Voter approval enabled the Authority to pledge the State's full faith and

Classification of State Debt

credit up to \$80,000,000, reduced by the General Assembly in 2008 to \$20,000,000 and increased back to \$60,000,000 in 2010 for the following purposes: to insure eligible mortgages for new construction, acquisition, and rehabilitation or expansion of facilities used for manufacturing, processing, recreation, research, warehousing, retail, wholesale or office operations. New or used machinery, equipment, furniture, fixtures or pollution control equipment required in these facilities is also authorized for mortgage insurance. Mortgages insured by the Authority are limited to certain specified percentages of total project cost. The Authority is authorized to collect premiums for its insurance and to exercise rights of foreclosure and sale.

As of June 30, 2020, the Authority had outstanding mortgage agreements and other commitments for \$8,809,739 mainly relating to revenue bonds issued by the Rhode Island Industrial Facilities Corporation. In accordance with Rhode Island law, all premiums received by the Authority and all amounts realized upon foreclosure or other proceeds of defaulted mortgages are payable into the Industrial Recreational Building Mortgage Insurance Fund. All expenses of the Authority and all losses on insured mortgages are chargeable to this Fund. As of June 30, 2020, the Fund had a balance of \$1,382,982. The State has agreed to appropriate or borrow and pay to the Authority any amounts required to service insured loans that are in default should the Fund be insufficient.

Other Obligations Subject to Appropriation

Rhode Island has entered into certain contractual agreements, which although of a long-term nature, are subject to annual appropriation by the General Assembly. A brief description of such commitments for which the state has or may appropriate funds for debt payments is provided below.

Pastore Center Complex Central Power Plant

In December 2000, Rhode Island entered into a lease agreement with a financial institution that issued \$28.18 million in certificates of participation to rehabilitate and upgrade the Central Power Plant at the Pastore Center Complex. \$3,875,000 of these certificates of participation were defeased in June 2002 from the proceeds of the securitization of revenues from the State's tobacco master settlement. All remaining certificates of participation were defeased through the issuance in December 2007 of \$22,160,000 in lease participation certificates. As of June 30, 2020, there was \$2,190,000 in certificates outstanding (*see Appendix C for debt service payments*).

Kent County Courthouse

In 2005, Rhode Island entered into a lease agreement with a financial institution that issued \$58,910,000 in certificates of participation to construct a new Kent County Courthouse in Warwick. In April 2013, the State refunded the outstanding balances on these certificates to achieve debt service savings. As of June 30, 2020, there was \$16,735,000 outstanding (*see Appendix C for debt service payments*).

Traffic Tribunal

In 2005, Rhode Island entered into a lease agreement with a financial institution that issued \$21,565,000 in certificates of participation to construct a new Traffic Tribunal in Cranston. In April 2013, the State refunded the outstanding balances on these certificates to achieve debt service savings. As of June 30, 2020, there was \$7,480,000 outstanding (*see Appendix C for debt service payments*).

Classification of State Debt

Juvenile Training School

In 2005, Rhode Island entered into a lease agreement with a financial institution that issued \$51,985,000 in certificates of participation to construct a new Juvenile Training School, including a Youth Assessment Facilities and a Juvenile Detention Center. In April 2013, the State refunded the outstanding balances on these certificates to achieve debt service savings. As of June 30, 2020, there was \$18,635,000 outstanding (*see Appendix C for debt service payments*).

Eleanor Slater Hospital

In October 2018, the State entered into a lease agreement with a financial institution that issued \$20,100,000 in certificates of participation for renovations and improvements to the Eleanor Slater Hospital facilities at the Pastore Center in Cranston. As of June 30, 2020, there was \$19,175,000 outstanding (*see Appendix C for debt service payments*).

Garrahy Garage – Convention Center

In March 2018, the Convention Center Authority issued \$45,000,000 in taxable revenue bonds for the construction of a new parking garage adjacent to the Garrahy Courthouse in Providence. The State is responsible for any debt service that the facility is unable to cover from revenue generated at the garage. As of June 30, 2020, there was \$43,205,000 outstanding (*see Appendix C for debt service payments*).

Innovative Technology Projects

In 2007, the State entered into a lease agreement with a financial institution that issued \$23,490,000 in certificates of participation for technology improvement projects. These projects were undertaken in the Judicial branch, as well as the Executive branch, including Higher Education, Department of Administration, and Department of Elementary and Secondary Education. In 2009, an additional \$12,380,000 was issued. In April 2013, \$10,000,000 was issued for two new information technology projects approved by the General Assembly in the 2012 Session, including funds for a new Integrated Tax System and for technology infrastructure at local education agencies. In 2014, \$30,380,000 was issued for new information technology projects approved by the General Assembly in the 2013 Session. As of June 30, 2020, there was \$20,150,000 of certificates outstanding (*see Appendix C for debt service payments*).

Energy Conservation Projects

In 2007, the State entered into a lease agreement with a financial institution that issued certificates of participation for energy conservation projects which will result in cost savings. There was \$6.0 million issued for Department of Administration energy projects, and \$6.75 million for the University of Rhode Island. In 2009, an additional \$11,805,000 was issued for the University of Rhode Island projects. In July 2011, the State issued an additional \$31,980,000 for energy conservation projects at the Pastore/Zambarano Campuses, and for additional projects at the University of Rhode Island and new projects at the Community College of Rhode Island. In April 2013, the State issued an additional \$17,520,000 for continuation of projects at Pastore Center Campus. In 2014, the State issued an additional \$19,115,000 for continuation of

Classification of State Debt

projects at Pastore Center Campus and new projects at Rhode Island College. In June 2017, the State issued \$6,910,000 for additional projects at the University of Rhode Island. In October 2018, the State issued \$10,195,000 for additional projects at the University of Rhode Island. As of June 30, 2020, there was \$44,155,000 in certificates outstanding. The total also reflects refunding of COPS in June 2017 for Department of Administration and University of Rhode Island certificates (*see Appendix C for debt service payments*).

School for the Deaf

In June 2009, the State entered into a lease agreement with a financial institution that issued \$30,425,000 of certificates of participation for the construction of a new School for the Deaf. In June 2017, the State refunded the outstanding balances on these certificates to achieve debt service savings. As of June 30, 2020, there was \$17,625,000 outstanding (*see Appendix C for debt service payments*).

Rhode Island Convention Center Authority

Rhode Island has entered into a lease agreement with the Rhode Island Convention Center Authority, a public corporation that was created for constructing, managing and operating a convention center.

Pursuant to the lease agreement, the State will be obligated to pay lease payments to the Authority sufficient to pay for the net operating expenditures and debt service on the Authority's bonds relating to the project being financed. The Authority issued bonds for project expenditures totaling \$323,000,000. Including refunding bonds that were issued to save interest costs, and the issuance in June 2006 of \$92.5 million of bonds to finance acquisition and renovation costs of the Dunkin Donuts Center, defeasance of \$90.085 million in May 2005. In March 2009, the Authority refunded its 2001 Series A bonds with the issuance of \$71.2 million of bonds. In March 2013, the Authority undertook a new refunding to achieve additional debt service savings. In FY 2021 and FY 2022, the Governor recommends a general revenue appropriation of \$18.9 million and \$18.8 million, respectively. This includes debt service relating to the Dunkin Donuts Center Improvements and includes debt service savings from refunding transactions both completed in November 2017 and proposed for May 2021. Outstanding debt totaled \$165.1 million as of June 30, 2020 (*see Appendix C for debt service payments*).

Nursing Education Center Equipment

In May 2017, the State entered into a lease agreement with a financial institution that issued \$9,050,000 of certificates of participation for furnishings for the new Rhode Island Nursing Education Center, located on the South Street Landing property in Providence. The new facility is a shared education institute between the University's nursing school and the nursing program at Rhode Island College. Furnishings include laboratory and lecture spaces, and simulation labs for training of students. As of June 30, 2020, \$6,765,000 in certificates were outstanding (*see Appendix C for debt service payments*).

GARVEE/Motor Fuel Tax Revenue Bonds

In November 2003, Rhode Island entered into a payment agreement with the Rhode Island Economic Development Corporation relating to the issuance of \$53,030,000 of Motor Fuel Tax Revenue Bonds to provide funds for the State match for certain major Transportation projects funded by Grant Anticipation Revenue Vehicle (GARVEE) bonds also issued by the Corporation. The Motor Fuel Tax Revenue Bonds

Classification of State Debt

are secured by two cents of the motor fuel tax dedicated to the Department of Transportation, subject to annual appropriation. In March 2006, a second series of bonds totaling \$42,815,000 was sold. In April 2009, a third series was issued totaling \$12,410,000. As of June 30, 2020, \$27,625,000 was outstanding. This reflects the refunding of bonds in November 2017 (*see Appendix C for debt service payments*).

The GARVEE bonds, which are secured by federal funds made available to the Department of Transportation, are not considered part of the State's net tax-supported debt. The most recent issuance of GARVEE bonds closed in May 2020 with a par value of \$165,555,000. As of June 30, 2020, there was \$572,260,000 outstanding which are supported by federal revenues (*see Appendix D for debt service payments*).

Performance Based Obligations of the Rhode Island Commerce Corporation (formerly Economic Development Corporation)

Fidelity

In May 1996, the Economic Development Corporation issued \$25,000,000 of bonds to finance infrastructure for Fidelity Investments. These bonds carry a moral obligation of the state. If at any time, certain reserve funds of the Economic Development Corporation pledged for this bond issue fall below their funding requirements, a request will be made to the General Assembly to appropriate the amount of the deficiency. In addition, pursuant to the lease the Economic Development Corporation entered into with FMR Rhode Island, Inc. to secure the bonds, credits are provided for lease payments if certain targeted new job goals are met for the financed project. Currently, it is projected that these job goals will be met. If the job goals are met, the Economic Development Corporation will credit FMR Rhode Island, Inc.'s lease payments and make annual requests to the General Assembly for appropriations, which will be used to pay the debt service on this bond issue. In May 2002, an additional \$10.0 million of bonds with similar provisions were issued. As of June 30, 2020, \$7,541,943 of Fidelity bonds were outstanding (*see Appendix C for obligations*).

Bank of America (Fleet)

In November 1997, the Economic Development Corporation entered into a similar agreement with Fleet Bank (subsequently acquired by Bank of America); bonds issued for that transaction totaled \$11.0 million. As of June 30, 2020, \$5,050,000 of Fleet bonds were outstanding. Under the lease agreement with Fleet, job rent credits are applied against lease payments if certain targeted new job goals are met for the financed project. The company has never reported jobs levels more than the base number of jobs (approx. 3,900). Job rent credits, if maximized, are estimated to result in a State obligation of approximately \$945,000 per year.

Rhode Island Commerce Corporation (formerly Economic Development Corp) – Job Creation Guaranty

In November 2010, the Corporation issued \$75.0 million of taxable revenue bonds under the Job Creation Guaranty Program. The bond proceeds were loaned to 38 Studios and provided funding for relocation of the company's corporate headquarters to Rhode Island and establishment and operation of a video gaming studio in the City of Providence. Proceeds also were used to fund a Capital Reserve Fund and Capitalized Interest Fund. Amounts in the Capital Reserve Fund are to be used if 38 Studios fails to make any required loan payments.

Classification of State Debt

In June 2012, 38 Studios filed for Chapter 7 bankruptcy protection and thus is not expected to make debt service payments when due. As a result, the Capital Reserve Fund has been drawn down and the State has been asked to restore the fund annually. In accordance with the enabling legislation and the agreement between the Economic Development Corporation, the trustee and 38 Studios, should amounts in the Capital Reserve Fund fall below minimum requirements, the Economic Development Corporation has agreed to present the Governor with a certificate stating the amounts required to restore any shortfall and the Governor is required to include such amounts in his or her budget request for appropriation to the General Assembly.

As of June 30, 2020, \$11,830,000 was outstanding (*see Appendix C for obligations*).

Rhode Island Commerce Corporation (formerly Economic Development Corporation) – Historical Structure Tax Credit

In June 2009, the State entered into a payment agreement with the Rhode Island Economic Development Corporation relating to the issuance of Economic Development Corporation Revenue Bonds in the amount of \$150,000,000 to provide funds to reimburse the State for Historic Structures Tax Credits presented by taxpayers. In March 2015, the State entered into a new payment agreement with the Rhode Island Commerce Corporation relating to the bank loan entered by the Corporation in the amount of \$75,000,000. In March 2019, the State entered into a new payment agreement with the Rhode Island Commerce Corporation in the amount of \$76,925,000. As of June 30, 2020, \$104,870,000 of such debt was outstanding.

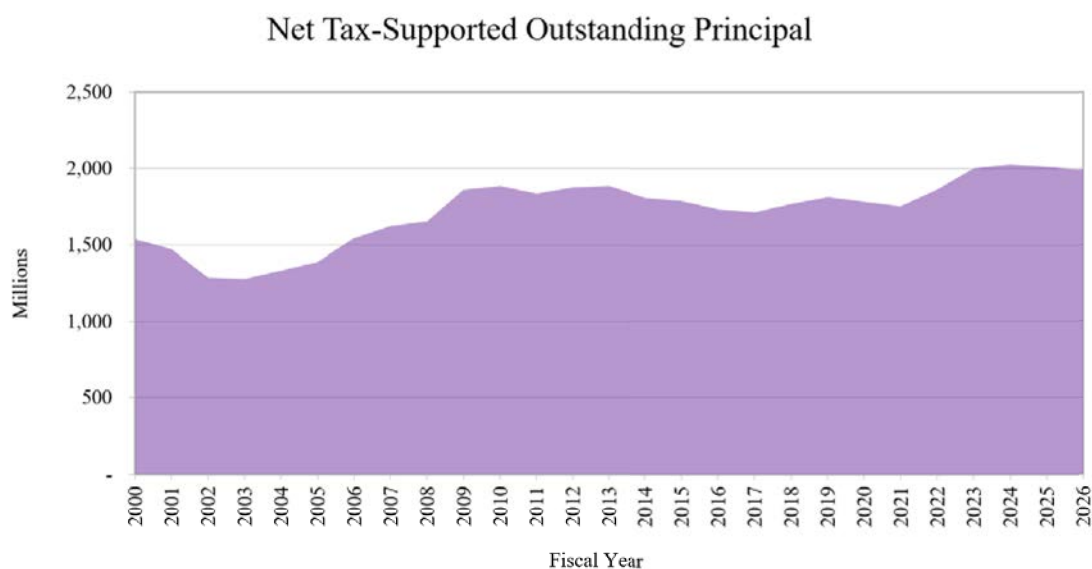
Rhode Island Commerce Corporation (formerly Economic Development Corporation) I-195 Redevelopment District

In April 2013, the Economic Development Corporation entered two loans with Sovereign Bank in the amounts of \$37,440,000 (tax-exempt) and \$960,000 (taxable) to provide funds for the purchase of land from the Department of Transportation made available from the relocation of I-195 in Providence. Interest only will be due on this loan for the first five years. Principal is amortized over a twenty-year schedule beginning in year six (6), with a balloon payment in year ten (10). The initial loan is for ten (10) years, with an option to extend for an additional ten (10) years. The taxable loan was fully paid in FY 2019. As of June 30, 2020, there was \$35,440,000 in tax-exempt debt outstanding of this loan outstanding.

Tax-Supported Debt Burden

In evaluating the debt burden of the State of Rhode Island, the rating agencies consider all tax-supported debts which are or could be a future liability of the state. Therefore, the definition of "tax-supported debt" is more expansive than the strict "voter-approved" general obligation category. In Rhode Island's case, the State has indirectly extended its credit to quasi-public agencies and authorities, such as the Rhode Island Convention Center Authority, through lease arrangements.

The gross amount of debt reflected is that which is defined by *Moody's Investors' Service* in their credit report as the debt outstanding that could potentially be a liability of the State. It, therefore, does not reflect offsets that will reduce the State's payments on these debts, such as debt service reserve funds, interest earnings, and other revenue that could reduce the State's liability. Rhode Island's net tax-supported debt totaled \$1.811 billion as of June 30, 2020.



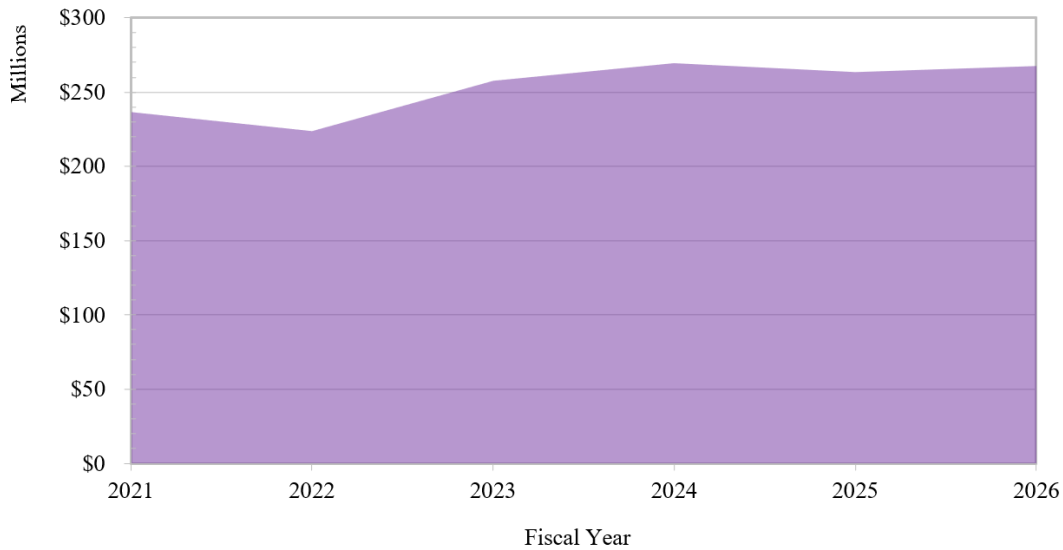
To assess Rhode Island's credit, the rating agencies review the State's ability to repay the debt and all factors that could affect the issuer's ability to make debt service payments (i.e., economy, budgetary issues, management team, debt structure, etc.).

The projection of capital project disbursements and debt service costs reflect updated debt service projections as included in the FY 2022 – FY 2026 Capital Improvement Plan. General revenue funded debt service on all tax-supported obligations is projected to rise from \$183.6 million in FY 2022 to \$229.8 million in FY 2026. Including obligations supported by gas tax and other specific revenues, the debt service is projected to rise from \$227.6 million in FY 2022 to \$266.2 million in FY 2026. The five-year forecast is based upon outstanding debt and projected new debt contained in the Governor's recommended FY 2022 - 2026 Capital Improvement Plan.

Executive Order 95-4, relating to state debt, requires all issuances of state debt requiring the approval of the Governor to be reviewed by the State Budget Office. The Budget Office provides guidance as to the direct and potential impact of such debt issuance on the state's tax-supported debt and its credit rating. An examination of Rhode Island's projection of net tax-supported debt shows evidence that this businesslike approach to capital planning and management has reaped results.

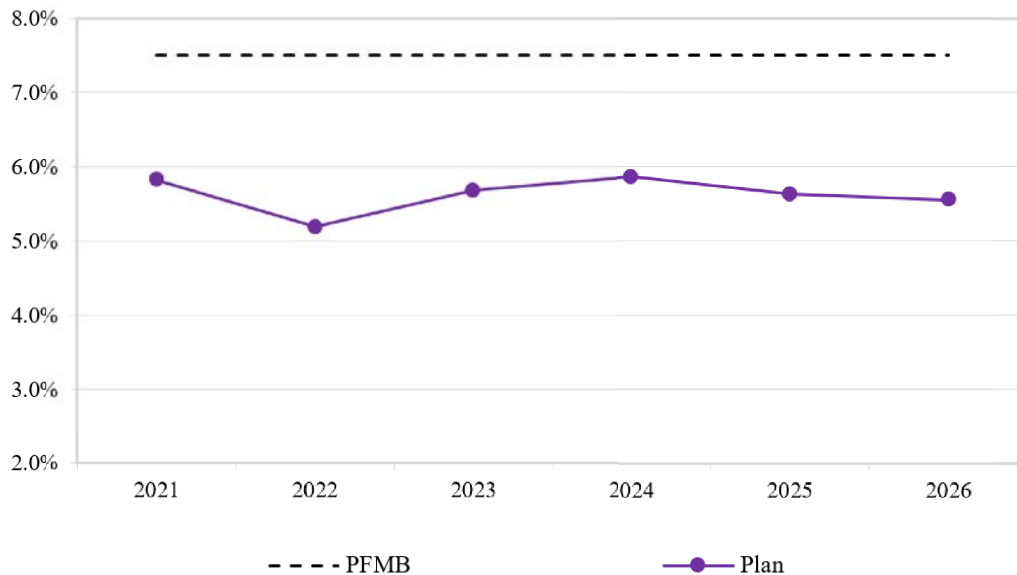
Tax-Supported Debt Burden

Net Tax-Supported Annual Debt Service



The Governor’s Capital Budget is within the recommended debt guidelines set by the Public Finance Management Board with regards to debt ratios. The projected ratio of debt service to general revenues is below the recommended guideline of 7.5 percent. The FY 2021 ratio is 5.83 percent, which is projected to decrease to 5.20 percent for FY 2022. In FY 2026, the projected ratio of debt service to general revenues is projected to be 5.56 percent.

Debt Service as Percentage of General Revenue

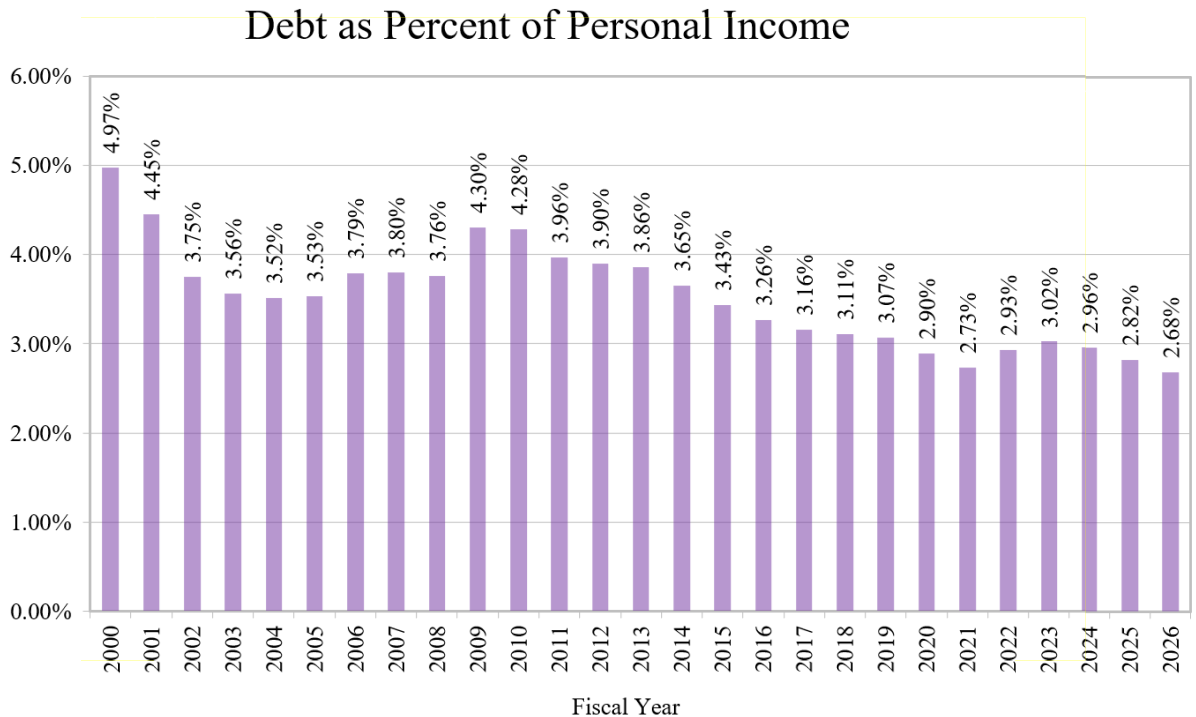


Tax-Supported Debt Burden

Debt service and payments on long-term obligations from all fund sources, including the portion of the gas tax, and federal highway funds dedicated for debt service for FY 2022, is estimated to total \$305.9 million including: \$148.7 million for general obligation debt service, \$65.5 million from federal highway funds for GARVEE payments, \$18.1 million for the Convention Center Authority, \$1.9 million for Garrahy Garage, \$19.4 million for debt associated with the Historic Tax Credit program, \$5.4 million for motor fuel debt service, \$33.8 million for certificates of participation, and \$2.9 million for debt associated with the purchase of I-195 land by the I-195 District Redevelopment Commission. A detailed listing of these obligations can be found in Appendix C, and the long-term projections are shown in the included chart.

Debt as Percentage of Personal Income

The ratio of debt to personal income is below the recommended Public Finance Management Board guideline of 4.0 percent. The ratio of debt as a percentage of personal income holds steady from 2.93 percent in FY 2022 to 2.68 percent in FY 2026.



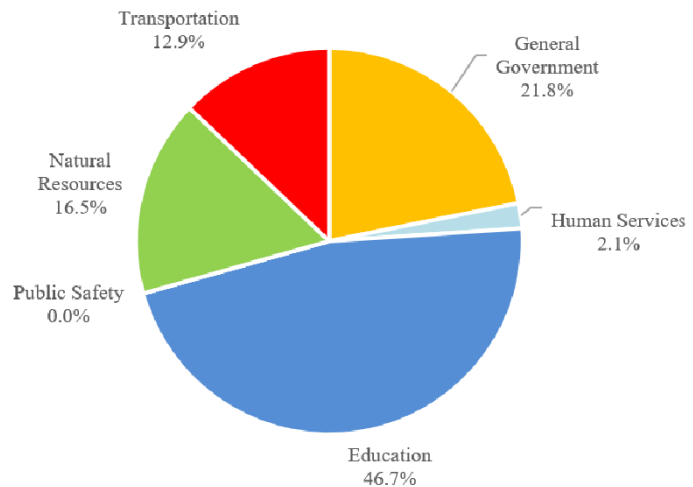
General Obligation Debt Authorization

The State of Rhode Island has \$711.9 million of authorized but unissued general obligation debt. These authorizations have been approved by the voters at various referenda, including most recently on March 2, 2021. Under the Constitution of Rhode Island, the General Assembly has no power to incur debts more than \$50,000 without consent of the people, except in the case of war, insurrection or invasion or to pledge the faith of the state to the payment of obligations of others without such consent. By judicial interpretation, the limitation stated above has been judged to include all debts of the state for which its full faith and credit are pledged, including general obligation bonds and notes, bonds and notes guaranteed by the state and debts or loans insured by agencies of the state such as the Industrial-Recreational Building Authority.

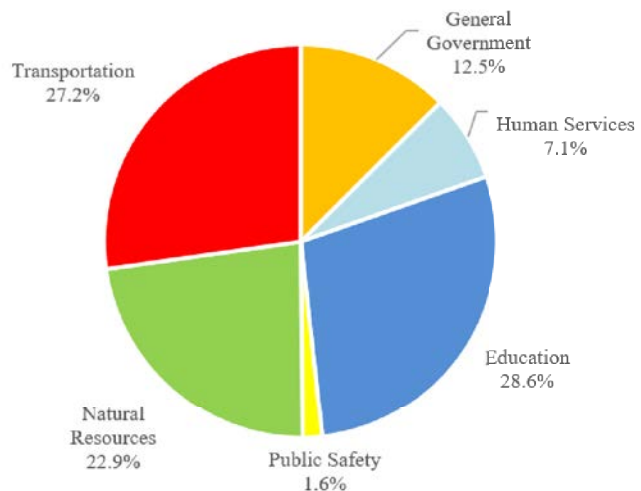
Since 1979, the voters have authorized \$4.150 billion of general obligation bonds. Of this authorization, 28.6 percent or \$1.188 billion has been for Education purposes; 27.2 percent or \$1.130 billion was for Transportation purposes. Natural Resources reflected 22.9 percent of the total amount authorized or \$950.9 million. Of the total \$711.9 million of unissued debt, 46.7 percent or \$332.3 million remains unissued for Education purposes, 21.8 percent or \$155.5 million remains unissued for General Government purposes, 16.5 percent or \$117.4 million remains unissued for Natural Resources, 12.9 percent or \$91.7 million remains unissued for Transportation purposes, and 2.1 percent or \$15.0 million remains unissued for Human Services.

Due to concern about the increasing level of authorized but unissued debt, the General Assembly enacted a sunset provision relating to general obligation bond authorizations. Chapter 438 of the Public Laws of 1988, which took effect on December 31, 1991, provides that any special act of the State that authorizes the issuance of general obligation bonds or notes of the State, which has a balance that remains unissued, and is seven (7) years or older is invalid as to that portion which remains unissued. Notwithstanding, the General

Authorized but Unissued
as of March 2021



Debt Authorized Since 1979
as of March 2021

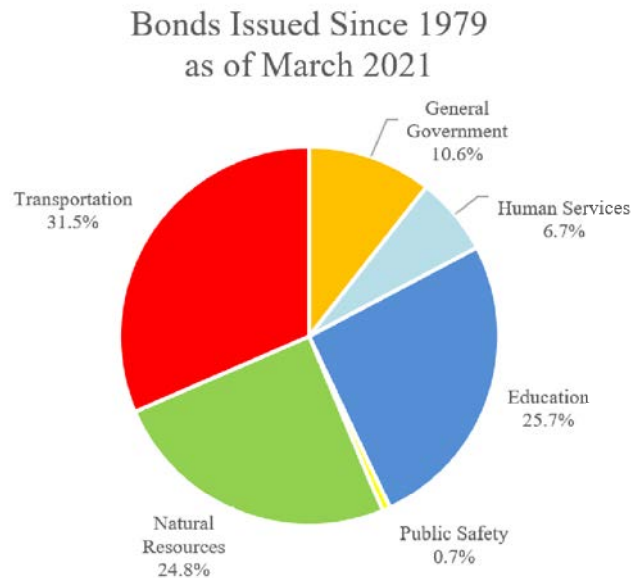


General Obligation Debt Authorization

Assembly may, by special act, extend any authorization for a period of one (1) to five (5) years upon a petition of the Department of Administration. Such extension may be granted more than one (1) time. Upon a certification of the General Treasurer to the Governor as to debt authorizations described above and no longer extended, the authorization shall not be deemed or counted toward the authorized but unissued debt of the state. As of March 5, 2021, \$142.6 million of authorized debt has been extinguished or reallocated by law.

The included graphs exhibit a historical perspective of Rhode Island's debt by functional category including the amount of bond authorizations and amount of general

obligation bonds issued since 1979 by functional category for the various functions of state government. Education, Transportation, and Natural Resources projects benefited by the highest percentage of issued bond proceeds, reflecting 25.7 percent of the total amount issued for Education, 31.5 percent for Transportation, and 24.8 percent for Natural Resources. Issued proceeds received for Education projects totaled \$847.5 million while Transportation projects received \$1.037 billion and Natural Resources projects received \$818.2 million. The final graph displays the amounts that remain authorized but unissued as of March 2021.



Public Finance Management Board

The FY 2017 budget as enacted expanded the responsibilities of the Public Finance Management Board (PFMB) and created an Office of Debt Management within Treasury that aims to improve the issuance, oversight, and management of public debt in Rhode Island. The PFMB new requirements are intended to improve the fiscal stability of Rhode Island and its many public debt issuers.

Since January 1, 2017, the PFMB has been required to annually report the total amount of public state, regional, municipal, public and quasi-public corporation, and fire district and other special district debt authorized, sold and unsold. The PFMB is also required to undertake a debt affordability study, which must include recommended limits for debt capacity at least every two (2) years for each public issuer.

Also, the law requires issuers of public debt, by the end of each fiscal year, to provide to the PFMB the following information for each outstanding debt incurred:

- the principal amount of the outstanding issue;
- the amount of proceeds of the issue that remains unspent;
- the amount of debt authorized by the bond act or other appropriate authorization relevant to the issue that remains authorized but unissued; and
- a list of purposes for which the debt has been issued and the amounts expended for each purpose in the prior fiscal year.

Lastly, to support these new PFMB functions, the PFMB has amended its Rules and Regulations to assess the statutory fee of 1/40th of 1% to the lead underwriter or purchaser of any taxable or tax-exempt debt issue of the state, all state departments, any city or town, any state, municipal and regional authorities, agencies, boards, commissions, public or quasi-public corporations, and fire districts and other special districts¹. This fee will now also be assessed on refunding issuances as well.

Taken together, these recent legislative changes empower the Public Finance Management Board, staffed by the office of the General Treasurer, to create systemic reform of public debt management and oversight in Rhode Island.

Historically, the Public Finance Management Board released an annual report on Rhode Island debt. First issued in December 1998, this study provided a historical perspective of the State of Rhode Island's tax-supported and other debt and recommended certain credit guidelines to monitor state debt. The board adopted several guidelines, which were later amended in March 2000. As part of the newly enacted PFMB requirement to produce a debt affordability study, the following guidelines are being reviewed for potential revision. The McKee Administration is committed to limiting total annual debt issuances to levels that will enable the State to remain within the PFMB recommended guidelines.

¹ However, if a governmental entity is the purchaser of another governmental debt obligation which serves as underlying security for a related debt issuance, the governmental entity shall be exempt from the assessment.

Public Finance Management Board

Credit Guideline 1:

Tax-Supported Debt should not exceed 4.0 percent of personal income, and annual debt service for Tax-Supported Debt should not exceed 7.0 percent of state general revenues.

Explanation: Tax-Supported Debt is a state's core debt. General revenues and taxes secure this debt. The credit rating of the largest component of Tax-Supported Debt, general obligation bonds, is the benchmark for the credit rating for several other state debt issuers. The recommended limits on the total amount of debt and the burden on the state's budget are based on a combination of factors including historical trends in Rhode Island and ratios of peer states.

Credit Guideline 2:

The Board should monitor the total amount of Tax-Supported Debt, State-Supported Revenue Debt, and Agency Revenue Debt in relation to Rhode Island's personal income levels.

Explanation: These three types of debt are directly payable from or represent a contingent obligation/relationship on the state's financial resources. Overall levels should be monitored so that trends in the total amount and the relative levels of each are understood.

Credit Guideline 3:

If a Guideline is exceeded due to economic or financial circumstances or if the Governor and the Legislature determine that extraordinary infrastructure needs exist, the Board should request that the Governor and the Legislature recommend a plan to return debt levels to the Guideline within 5 years.

Explanation: The Credit Guidelines may be exceeded temporarily under certain extraordinary conditions. If exceeded, the state should take steps to return debt levels to recommended levels within a manageable period.

The Capital Budget presents these guidelines and the projected debt ratios resulting from the Governor's recommended Capital Budget. As can be seen in the section entitled "Tax-Supported Debt Burden", the recommended Capital Budget projects a ratio of debt to personal income which is below the recommended 4.0 percent guideline at 2.93 percent in FY 2022 declining to 2.68 percent in FY 2026.

As described in the Overview, the Governor's recommended capital improvement plan assumes the issuance of \$135.9 million of general obligation bonds in FY 2021 and \$194.2 million in FY 2022. These issuances would be combined with new Certificates of Participation debt issuances for several new projects requested in the FY 2022 Budget. Overall, the Governor's recommended capital plan, as reflected in the schedules herein, would result in new debt issuances of \$135.9 million in FY 2021 and \$275.3 million in FY 2022. Under the debt issuance amounts proposed by the Governor in the five-year capital improvement plan, the State would remain well under the debt ratio guidelines established by the Public Finance Management Board throughout the forecast period.

Section 5

Technical Appendices

Appendices Overview

The Appendices contain information relating to the Rhode Island's outstanding debt and projected debt service.

Appendix A – Projected Net Tax Supported Debt

This analysis is performed to identify all debt that is considered "tax supported" debt and provide insight on the future course of the Rhode Island's tax supported debt. This summary is supported in later appendices, which provide debt service schedules for all outstanding and projected debt issues. Debt outstanding by issuer is also provided in separate schedules.

In both the debt service schedules and the summary of net tax supported debt outstanding, an attempt has been made to project those revenues which would offset the state's obligation.

The following assumptions were made in projecting the State of Rhode Island's net tax supported debt outstanding:

Items Included in Calculation - All debts included in Moody's Investors' Service tax supported debt calculation have been included.

Certain revenue bonds of the Economic Development Corporation and certificates of participation lease obligations are or will be long term in nature and may result in financial commitments that would be funded in part by general revenues.

Appendix B – Outstanding and Projected Debt by Issuer and Debt Ratios

This appendix includes the outstanding balances of the state's obligations as well as the proposed issuance of new debt and the anticipated reduction in debt due to prepayment or defeasance.

Proposed Issues - Interest rates for fixed rate general obligation bonds to be issued to fund FY

2022 projects are projected at 5.0 percent. Projected amortization schedules are found in the exhibits contained in Appendix C of the Capital Budget document.

2) **Debt Ratios** - Personal income data are derived from the November 2020 Revenue Estimating Conference consensus economic forecast. General revenue receipts projections are consistent with the Governor's FY 2022 recommended budget, as well as the out-year projections contained in the Five-Year Forecast.

Appendix C – Debt Service Payable by Issuer

The gross debt service payable on all outstanding and proposed debts of the state is adjusted to reflect the estimated disbursement for debt service. A table of contents is provided at the beginning of this appendix to assist the reader in locating specific schedules.

1. Debt Service on obligations that have debt service reserve funds available will be offset in the year in which cash reserve funds are available. It is assumed that reserve funds will be invested, and interest earnings will offset the state's lease payment.
2. Assumes the state appropriates debt service and operating requirements under lease for the Convention Center Authority and the Dunkin Donuts Center.
3. The obligations arising from the performance-based contracts between the Rhode Island Commerce Corporation and private entities are anticipated to result in state appropriations due to the projected achievement of performance targets. In FY 2022, it assumes the Fidelity net lease payment is \$350,000 for Phase I and \$0 for Phase II. The forecast assumes no net lease payments for the Bank of America (Fleet) obligation transaction, which is worth about \$940,000 in each of FY 2021 and FY 2022.

Appendices Overview

Appendix D – Transportation GARVEE Bonds

The state utilized the Economic Development Corporation as a financing vehicle to issue bonds for transportation projects that are secured by federal grants. The debt service on the bonds issued, which will be funded by future federal grants, is reflected in this appendix for information purposes.

Appendix E – State of Rhode Island Bond Referenda

Appendix E provides information relating to general obligation bond referenda. It provides a historical perspective on all bond referenda presented to the voters at each election since 1972, identifying the amounts presented, the amounts approved by the voters, and the actual vote count for each question.

Appendix F – Analysis of Bond Authorizations

Appendix F contains information relating to the state's debt by providing a historical perspective by functional purpose of the debt. This appendix shows the amount of debt approved by functional category since 1979, the amount of bonds actually issued from that authorization, the amount of authorization extinguished or unissued debt as of January 2019. The table also reflects the specific authorizations that are budgeted.

Appendix G - Glossary

Appendix H is a glossary of terms relevant to capital budgeting and debt issuance.

Appendix A
Projected Net Tax
Supported Debt

Appendix A - Tax-Supported Debt and Other Obligations

	Obligations June 30, 2021	Obligations June 30, 2022	Obligations June 30, 2023
Direct Debt:			
Proposed General Obligation Bond Issuances	135,900	325,990	527,351
Issued General Obligation Bonds	<u>1,168,805</u>	<u>1,068,675</u>	<u>971,245</u>
Subtotal	1,304,705	1,394,665	1,498,596
Other Debt Subject to Annual Appropriation:			
Convention Center Authority	147,650	131,530	116,760
Economic Development Corporation - Motor Fuel Tax	23,645	19,465	15,075
Economic Development Corporation - I-195 Land Sale	33,780	31,990	-
Certificates of Participation - Kent County Courthouse	12,860	8,785	4,500
Certificates of Participation - Traffic Tribunal Court Complex	6,110	4,690	3,200
Certificates of Participation - Training School	15,270	11,730	8,010
Certificates of Participation - Information Technology	16,085	11,820	7,335
Certificates of Participation - School for the Deaf	16,030	14,350	12,590
Certificates of Participation - DOA Energy Conservation	10,324	6,651	2,775
Certificates of Participation - URI Energy Conservation	19,266	17,589	15,785
Certificates of Participation - RIC Energy Conservation	5,910	5,435	4,915
Certificates of Participation - Nursing Education Center	5,935	5,060	4,145
Certificates of Participation - Eleanor Slater Hospital	18,205	17,185	16,110
Garrahy Courthouse Garage (Convention Center)	41,895	40,550	39,160
Projected Certificates of Participation - CAD Cells	-	10,500	9,573
Projected Certificates of Participation - ERP System	-	-	36,300
Projected Certificates of Participation - Child Welfare System	-	17,000	15,500
Projected Certificates of Participation - Zambarano LTCF	-	53,600	50,665
Projected Reamortization of 195 Land Debt	-	-	30,060
Projected Commerce Corporation - Motor Fuel Tax	-	-	40,000
Loan Agreement - Historic Structures Tax Credit Fund	88,485	71,655	54,370
Subtotal	461,450	479,585	486,828
Performance-Based Agreements			
Economic Development Corporation- Fidelity Building	-	-	-
Economic Development Corporation- Fidelity Building II	4,577	3,943	3,263
Economic Development Corporation- Fleet Bank	4,480	3,865	3,205
Subtotal	9,057	7,808	6,468
Gross Debt	1,775,212	1,882,058	1,991,892
Less: Adjustments for Agency Payments	(3,096)	(2,671)	(2,215)
Net Tax-Supported Debt	1,772,116	1,879,387	1,989,678
Debt Ratios			
Personal Income	63,976,658	63,405,795	65,952,007
Debt as Percentage of Personal Income	2.77%	2.96%	3.02%

All values in thousands of dollars.

Appendix A - Tax-Supported Debt and Other Obligations

	Obligations June 30, 2024	Obligations June 30, 2025	Obligations June 30, 2026
Direct Debt:			
Proposed General Obligation Bond Issuances	738,356	863,507	1,007,879
Issued General Obligation Bonds	<u>872,535</u>	<u>777,510</u>	<u>678,060</u>
Subtotal	1,610,891	1,641,017	1,685,939
Other Debt Subject to Annual Appropriation:			
Convention Center Authority	99,245	81,100	62,290
Economic Development Corporation - Motor Fuel Tax	10,470	6,110	1,530
Economic Development Corporation - I-195 Land Sale	-	-	-
Certificates of Participation - Kent County Courthouse	-	-	-
Certificates of Participation - Traffic Tribunal Court Complex	1,635	-	-
Certificates of Participation - Training School	4,105	-	-
Certificates of Participation - Information Technology	3,760	-	-
Certificates of Participation - School for the Deaf	10,740	8,795	6,755
Certificates of Participation - DOA Energy Conservation	1,415	-	-
Certificates of Participation - URI Energy Conservation	14,120	12,330	10,400
Certificates of Participation - RIC Energy Conservation	4,355	3,750	3,100
Certificates of Participation - Nursing Education Center	3,185	2,175	1,115
Certificates of Participation - Eleanor Slater Hospital	14,980	13,795	12,545
Garrahy Courthouse Garage (Convention Center)	37,725	36,245	34,710
Projected Certificates of Participation - CAD Cells	8,621	7,643	6,638
Projected Certificates of Participation - ERP System	31,527	45,122	37,650
Projected Certificates of Participation - Child Welfare System	13,959	12,375	10,748
Projected Certificates of Participation - Zambarano LTCF	47,649	44,550	41,366
Projected Reamortization of 195 Land Debt	27,670	25,161	22,526
Projected Commerce Corporation - Motor Fuel Tax	37,810	35,559	33,247
Loan Agreement - Historic Structures Tax Credit Fund	36,605	27,865	18,860
Subtotal	409,576	362,575	303,480
Performance-Based Agreements			
Economic Development Corporation- Fidelity Building	-	-	-
Economic Development Corporation- Fidelity Building II	2,532	1,747	905
Economic Development Corporation- Fleet Bank	2,490	1,720	895
Subtotal	5,022	3,467	1,800
Gross Debt	2,025,489	2,007,059	1,991,219
Less: Adjustments for Agency Payments	(1,721)	(1,189)	(618)
Net Tax-Supported Debt	2,023,768	2,005,871	1,990,600
Debt Ratios			
Personal Income	68,473,220	71,206,493	74,187,370
Debt as Percentage of Personal Income	2.96%	2.82%	2.68%

All values in thousands of dollars.

Appendix B
Outstanding Debt and
Debt Ratios

Appendix B - Projected Unamortized Principal

Unamortized Principal Outstanding

Fiscal Year	General				RI Refunding
	Obligation Bonds	1998 G.O. Variable Rate	1999 G.O. Variable Rate	2000 G.O. Variable Rate	Bond Authority Loan
2000	816,268,021	32,400,000	32,390,000	-	1,955,000
2001	822,484,778	-	-	31,365,000	1,300,000
2002	654,878,581	-	-	28,165,000	650,000
2003	694,933,495	-	-	27,965,000	-
2004	737,771,665	-	-	24,865,000	-
2005	778,250,422	-	-	22,665,000	-
2006	822,881,179	-	-	19,665,000	-
2007	897,118,526	-	-	16,365,000	-
2008	982,922,740	-	-	14,165,000	-
2009	1,036,189,000	-	-	-	-
2010	1,118,030,000	-	-	-	-
2011	1,049,400,000	-	-	-	-
2012	1,110,585,000	-	-	-	-
2013	1,119,450,000	-	-	-	-
2014	1,103,945,000	-	-	-	-
2015	1,022,895,000	-	-	-	-
2016	1,051,810,000	-	-	-	-
2017	1,091,385,000	-	-	-	-
2018	1,159,995,000	-	-	-	-
2019	1,221,175,000	-	-	-	-
2020	1,263,280,000	-	-	-	-
2021	1,168,805,000	-	-	-	-
2022	1,068,675,000	-	-	-	-
2023	971,245,000	-	-	-	-
2024	872,535,000	-	-	-	-
2025	777,510,000	-	-	-	-
2026	678,060,000	-	-	-	-
2027	589,240,000	-	-	-	-
2028	513,205,000	-	-	-	-
2029	450,755,000	-	-	-	-
2030	385,410,000	-	-	-	-
2031	329,720,000	-	-	-	-
2032	271,560,000	-	-	-	-
2033	223,095,000	-	-	-	-
2034	179,070,000	-	-	-	-
2035	137,475,000	-	-	-	-
2036	97,925,000	-	-	-	-
2037	61,980,000	-	-	-	-
2038	31,445,000	-	-	-	-
2039	10,655,000	-	-	-	-
2040	-	-	-	-	-
2041	-	-	-	-	-

Appendix B - Projected Unamortized Principal

Unamortized Principal Outstanding

Fiscal Year	RI Refunding Bond (Public Bldgs)	Intake Center Certificates of Participation	Attorney General Certificates of Participation	Shepard's Building Certificates of Participation
2000	159,210,000	23,355,000	3,905,000	31,400,000
2001	146,055,000	21,470,000	3,740,000	30,215,000
2002	132,440,000	19,500,000	2,795,000	28,820,000
2003	100,705,000	17,440,000	2,795,000	27,655,000
2004	84,730,000	15,285,000	2,795,000	26,410,000
2005	74,615,000	13,025,000	2,795,000	25,080,000
2006	60,320,000	10,655,000	2,795,000	23,655,000
2007	42,710,000	8,160,000	2,575,000	22,135,000
2008	24,235,000	5,535,000	2,230,000	20,980,000
2009	6,040,000	2,775,000	2,030,000	19,155,000
2010	-	-	1,745,000	17,245,000
2011	-	-	1,450,000	15,220,000
2012	-	-	1,145,000	13,060,000
2013	-	-	830,000	10,765,000
2014	-	-	505,000	8,320,000
2015	-	-	170,000	5,710,000
2016	-	-	-	2,940,000
2017	-	-	-	-
2018	-	-	-	-
2019	-	-	-	-
2020	-	-	-	-
2021	-	-	-	-
2022	-	-	-	-
2023	-	-	-	-
2024	-	-	-	-
2025	-	-	-	-
2026	-	-	-	-
2027	-	-	-	-
2028	-	-	-	-
2029	-	-	-	-
2030	-	-	-	-
2031	-	-	-	-
2032	-	-	-	-
2033	-	-	-	-
2034	-	-	-	-
2035	-	-	-	-
2036	-	-	-	-
2037	-	-	-	-
2038	-	-	-	-
2039	-	-	-	-
2040	-	-	-	-
2041	-	-	-	-

Appendix B - Projected Unamortized Principal

Unamortized Principal Outstanding

Fiscal Year	Depositors' Protection Corporation	Narragansett Bay Commission	Ref Bond Auth-Narr. Bay Comm.	Convention Center Authority	DLT Howard Center Building
2000	41,725,000	19,869,173	45,000	322,930,000	23,150,000
2001	-	18,459,191	30,000	315,805,000	22,265,000
2002	-	15,018,911	15,000	319,435,000	21,335,000
2003	-	13,118,982	-	310,005,000	20,365,000
2004	-	11,265,823	-	302,320,000	19,345,000
2005	-	-	-	202,855,000	18,275,000
2006	-	-	-	287,185,000	17,150,000
2007	-	-	-	279,935,000	15,970,000
2008	-	-	-	270,960,000	13,375,000
2009	-	-	-	275,810,000	12,630,000
2010	-	-	-	268,280,000	11,200,000
2011	-	-	-	259,620,000	9,695,000
2012	-	-	-	250,510,000	8,115,000
2013	-	-	-	236,960,000	6,455,000
2014	-	-	-	226,900,000	4,705,000
2015	-	-	-	215,210,000	2,865,000
2016	-	-	-	203,880,000	930,000
2017	-	-	-	196,360,000	-
2018	-	-	-	186,595,000	-
2019	-	-	-	176,330,000	-
2020	-	-	-	163,035,000	-
2021	-	-	-	147,650,000	-
2022	-	-	-	131,530,000	-
2023	-	-	-	116,760,000	-
2024	-	-	-	99,245,000	-
2025	-	-	-	81,100,000	-
2026	-	-	-	62,290,000	-
2027	-	-	-	42,785,000	-
2028	-	-	-	38,470,000	-
2029	-	-	-	33,895,000	-
2030	-	-	-	29,045,000	-
2031	-	-	-	23,900,000	-
2032	-	-	-	18,440,000	-
2033	-	-	-	12,650,000	-
2034	-	-	-	6,510,000	-
2035	-	-	-	-	-
2036	-	-	-	-	-
2037	-	-	-	-	-
2038	-	-	-	-	-
2039	-	-	-	-	-
2040	-	-	-	-	-
2041	-	-	-	-	-

Appendix B - Projected Unamortized Principal

Unamortized Principal Outstanding

Fiscal Year	URI Power Plant	Pastore Center Power Plant	Pastore Center Telecom.	E-911 Phase 1	Center General (DLT) Furniture
2000	16,395,000	-	3,500,000	1,398,000	1,550,000
2001	15,859,000	28,180,000	2,800,000	1,110,000	1,240,000
2002	15,304,000	23,440,000	2,100,000	830,000	930,000
2003	14,729,000	23,440,000	1,400,000	550,000	620,000
2004	14,134,000	23,440,000	700,000	275,000	310,000
2005	13,514,000	23,440,000	-	-	-
2006	12,869,000	23,440,000	-	-	-
2007	12,194,000	22,360,000	-	-	-
2008	11,494,000	22,160,000	-	-	-
2009	10,759,000	21,035,000	-	-	-
2010	9,995,000	19,650,000	-	-	-
2011	9,195,000	18,220,000	-	-	-
2012	8,360,000	16,735,000	-	-	-
2013	7,485,000	15,185,000	-	-	-
2014	6,565,000	13,580,000	-	-	-
2015	5,600,000	11,905,000	-	-	-
2016	4,485,000	10,145,000	-	-	-
2017	3,520,000	8,000,000	-	-	-
2018	1,230,000	6,265,000	-	-	-
2019	-	4,275,000	-	-	-
2020	-	2,190,000	-	-	-
2021	-	-	-	-	-
2022	-	-	-	-	-
2023	-	-	-	-	-
2024	-	-	-	-	-
2025	-	-	-	-	-
2026	-	-	-	-	-
2027	-	-	-	-	-
2028	-	-	-	-	-
2029	-	-	-	-	-
2030	-	-	-	-	-
2031	-	-	-	-	-
2032	-	-	-	-	-
2033	-	-	-	-	-
2034	-	-	-	-	-
2035	-	-	-	-	-
2036	-	-	-	-	-
2037	-	-	-	-	-
2038	-	-	-	-	-
2039	-	-	-	-	-
2040	-	-	-	-	-
2041	-	-	-	-	-

Appendix B - Projected Unamortized Principal

Unamortized Principal Outstanding

Fiscal Year	NOP/ Travelers Aid	Information Technology	Kent County Courthouse	Training School	Traffic Tribunal
2000	-	-	-	-	-
2001	-	-	-	-	-
2002	12,550,000	-	-	-	-
2003	12,550,000	-	-	-	-
2004	12,550,000	-	-	-	-
2005	13,060,000	-	58,910,000	51,985,000	21,565,000
2006	18,754,000	-	56,685,000	51,985,000	21,565,000
2007	15,502,000	23,490,000	54,405,000	50,205,000	20,765,000
2008	18,152,000	21,000,000	52,075,000	48,370,000	19,940,000
2009	13,179,000	30,500,000	49,690,000	46,470,000	19,090,000
2010	8,450,000	25,935,000	47,240,000	44,500,000	18,215,000
2011	3,485,000	21,390,000	44,715,000	42,450,000	17,310,000
2012	-	16,795,000	42,110,000	40,290,000	16,380,000
2013	-	21,480,000	36,310,000	36,575,000	15,290,000
2014	-	16,890,000	33,180,000	33,825,000	14,115,000
2015	-	42,865,000	31,875,000	32,270,000	13,320,000
2016	-	36,195,000	30,515,000	30,655,000	12,510,000
2017	-	31,255,000	27,310,000	27,835,000	11,320,000
2018	-	27,725,000	23,940,000	24,895,000	10,085,000
2019	-	24,030,000	20,420,000	21,835,000	8,805,000
2020	-	20,150,000	16,735,000	18,635,000	7,480,000
2021	-	16,085,000	12,860,000	15,270,000	6,110,000
2022	-	11,820,000	8,785,000	11,730,000	4,690,000
2023	-	7,335,000	4,500,000	8,010,000	3,200,000
2024	-	3,760,000	-	4,105,000	1,635,000
2025	-	-	-	-	-
2026	-	-	-	-	-
2027	-	-	-	-	-
2028	-	-	-	-	-
2029	-	-	-	-	-
2030	-	-	-	-	-
2031	-	-	-	-	-
2032	-	-	-	-	-
2033	-	-	-	-	-
2034	-	-	-	-	-
2035	-	-	-	-	-
2036	-	-	-	-	-
2037	-	-	-	-	-
2038	-	-	-	-	-
2039	-	-	-	-	-
2040	-	-	-	-	-
2041	-	-	-	-	-

Appendix B - Projected Unamortized Principal

Unamortized Principal Outstanding

Fiscal Year	Masonic Temple HSTC	URI Energy Conservation	DOA Energy Conservation	CCRI Energy Conservation	Vehicles/ Rolling Stock
2000	-	-	-	-	3,395,000
2001	-	-	-	-	5,865,000
2002	-	-	-	-	4,135,000
2003	-	-	-	-	6,295,000
2004	-	-	-	-	3,895,000
2005	-	-	-	-	9,505,000
2006	-	-	-	-	13,580,000
2007	14,280,000	6,735,000	6,000,000	-	19,790,000
2008	9,775,000	6,735,000	6,000,000	-	14,395,000
2009	5,030,000	18,090,000	5,830,000	-	9,400,000
2010	-	17,385,000	5,635,000	-	5,425,000
2011	-	16,205,000	5,415,000	-	3,505,000
2012	-	20,400,000	23,645,000	6,145,000	1,570,000
2013	-	18,905,000	38,915,000	5,540,000	405,000
2014	-	17,305,000	35,060,000	4,925,000	-
2015	-	15,590,000	42,800,000	4,290,000	-
2016	-	13,750,000	37,785,000	3,365,000	-
2017	-	18,523,000	32,267,000	2,955,000	-
2018	-	26,980,000	26,820,000	2,250,000	-
2019	-	24,938,000	20,897,000	1,525,000	-
2020	-	22,331,000	14,699,000	775,000	-
2021	-	19,266,000	10,324,000	-	-
2022	-	17,589,000	6,651,000	-	-
2023	-	15,785,000	2,775,000	-	-
2024	-	14,120,000	1,415,000	-	-
2025	-	12,330,000	-	-	-
2026	-	10,400,000	-	-	-
2027	-	9,150,000	-	-	-
2028	-	7,840,000	-	-	-
2029	-	6,465,000	-	-	-
2030	-	5,020,000	-	-	-
2031	-	3,505,000	-	-	-
2032	-	1,910,000	-	-	-
2033	-	975,000	-	-	-
2034	-	-	-	-	-
2035	-	-	-	-	-
2036	-	-	-	-	-
2037	-	-	-	-	-
2038	-	-	-	-	-
2039	-	-	-	-	-
2040	-	-	-	-	-
2041	-	-	-	-	-

Appendix B - Projected Unamortized Principal

Unamortized Principal Outstanding

Fiscal Year	Division of Motor Vehicles IT System	Motor Fuel Transportation	School for the Deaf	RIC Energy Conservation
2000	-	-	-	-
2001	-	-	-	-
2002	-	-	-	-
2003	-	-	-	-
2004	-	47,405,000	-	-
2005	-	42,255,000	-	-
2006	-	79,920,000	-	-
2007	-	76,290,000	-	-
2008	-	72,560,000	-	-
2009	-	81,125,000	30,425,000	-
2010	11,000,000	77,645,000	29,500,000	-
2011	9,615,000	74,060,000	28,470,000	-
2012	8,175,000	70,350,000	27,410,000	-
2013	6,675,000	66,510,000	26,320,000	-
2014	5,110,000	62,525,000	25,185,000	-
2015	3,075,000	58,340,000	24,005,000	7,465,000
2016	-	53,965,000	22,775,000	7,465,000
2017	-	49,765,000	19,635,000	7,465,000
2018	-	35,020,000	19,635,000	7,125,000
2019	-	31,415,000	19,145,000	6,755,000
2020	-	27,625,000	17,625,000	6,350,000
2021	-	23,645,000	16,030,000	5,910,000
2022	-	19,465,000	14,350,000	5,435,000
2023	-	15,075,000	12,590,000	4,915,000
2024	-	10,470,000	10,740,000	4,355,000
2025	-	6,110,000	8,795,000	3,750,000
2026	-	1,530,000	6,755,000	3,100,000
2027	-	-	4,610,000	2,400,000
2028	-	-	2,360,000	1,650,000
2029	-	-	-	850,000
2030	-	-	-	-
2031	-	-	-	-
2032	-	-	-	-
2033	-	-	-	-
2034	-	-	-	-
2035	-	-	-	-
2036	-	-	-	-
2037	-	-	-	-
2038	-	-	-	-
2039	-	-	-	-
2040	-	-	-	-
2041	-	-	-	-

Appendix B - Projected Unamortized Principal

Unamortized Principal Outstanding

Fiscal Year	Historic Structures Tax Credit Fund	I-195 Land Purchase	Nursing Education Center Equipment	Eleanor Slater Hospital	Garrahy Courthouse Garage
2000	-	-	-	-	-
2001	-	-	-	-	-
2002	-	-	-	-	-
2003	-	-	-	-	-
2004	-	-	-	-	-
2005	-	-	-	-	-
2006	-	-	-	-	-
2007	-	-	-	-	-
2008	-	-	-	-	-
2009	150,000,000	-	-	-	-
2010	135,195,000	-	-	-	-
2011	120,820,000	-	-	-	-
2012	105,990,000	-	-	-	-
2013	90,575,000	38,400,000	-	-	-
2014	74,400,000	38,400,000	-	-	-
2015	132,390,000	38,400,000	-	-	-
2016	106,995,000	38,400,000	-	-	-
2017	80,225,000	38,400,000	9,050,000	-	-
2018	51,995,000	38,400,000	8,310,000	20,100,000	45,000,000
2019	120,830,000	36,980,000	7,555,000	20,100,000	44,480,000
2020	104,870,000	35,440,000	6,765,000	19,175,000	43,205,000
2021	88,485,000	33,780,000	5,935,000	18,205,000	41,895,000
2022	71,655,000	31,990,000	5,060,000	17,185,000	40,550,000
2023	54,370,000	30,060,000	4,145,000	16,110,000	39,160,000
2024	36,605,000	-	3,185,000	14,980,000	37,725,000
2025	27,865,000	-	2,175,000	13,795,000	36,245,000
2026	18,860,000	-	1,115,000	12,545,000	34,710,000
2027	9,580,000	-	-	11,235,000	33,120,000
2028	-	-	-	9,855,000	31,475,000
2029	-	-	-	8,405,000	29,765,000
2030	-	-	-	6,880,000	27,990,000
2031	-	-	-	5,280,000	26,145,000
2032	-	-	-	3,595,000	24,225,000
2033	-	-	-	1,835,000	22,225,000
2034	-	-	-	-	20,145,000
2035	-	-	-	-	17,975,000
2036	-	-	-	-	15,715,000
2037	-	-	-	-	13,360,000
2038	-	-	-	-	10,905,000
2039	-	-	-	-	8,345,000
2040	-	-	-	-	5,680,000
2041	-	-	-	-	2,900,000

Appendix B - Projected Unamortized Principal

Unamortized Principal Outstanding

Fiscal Year	Rhode Island Economic Development Corporation				
	Central Falls Detention Center	Alpha Beta	Collaborative	McCoy Stadium	EDC Job Creation Guaranty Program
2000	-	-	25,000,000	10,360,000	-
2001	-	-	25,000,000	9,585,000	-
2002	-	-	25,000,000	8,780,000	-
2003	-	-	25,000,000	7,945,000	-
2004	-	-	25,000,000	7,080,000	-
2005	-	-	24,541,822	6,180,000	-
2006	-	-	-	5,245,000	-
2007	-	-	-	4,275,000	-
2008	-	-	-	3,265,000	-
2009	-	-	-	2,220,000	-
2010	-	-	-	1,130,000	-
2011	-	-	-	-	75,000,000
2012	-	-	-	-	75,000,000
2013	-	-	-	-	75,000,000
2014	-	-	-	-	67,560,000
2015	-	-	-	-	59,675,000
2016	-	-	-	-	51,315,000
2017	-	-	-	-	42,455,000
2018	-	-	-	-	33,000,000
2019	-	-	-	-	22,810,000
2020	-	-	-	-	11,830,000
2021	-	-	-	-	-
2022	-	-	-	-	-
2023	-	-	-	-	-
2024	-	-	-	-	-
2025	-	-	-	-	-
2026	-	-	-	-	-
2027	-	-	-	-	-
2028	-	-	-	-	-
2029	-	-	-	-	-
2030	-	-	-	-	-
2031	-	-	-	-	-
2032	-	-	-	-	-
2033	-	-	-	-	-
2034	-	-	-	-	-
2035	-	-	-	-	-
2036	-	-	-	-	-
2037	-	-	-	-	-
2038	-	-	-	-	-
2039	-	-	-	-	-
2040	-	-	-	-	-
2041	-	-	-	-	-

Appendix B - Projected Unamortized Principal

Projected Unamortized Principal Outstanding

Fiscal Year	Projected G.O. Issuance	Projected Reamortization of 195 Land	Projected Confined Aquatic Disposal Cells	Projected Zambarano Long Term Care Facility
2000	-	-	-	-
2001	-	-	-	-
2002	-	-	-	-
2003	-	-	-	-
2004	-	-	-	-
2005	-	-	-	-
2006	-	-	-	-
2007	-	-	-	-
2008	-	-	-	-
2009	-	-	-	-
2010	-	-	-	-
2011	-	-	-	-
2012	-	-	-	-
2013	-	-	-	-
2014	-	-	-	-
2015	-	-	-	-
2016	-	-	-	-
2017	-	-	-	-
2018	-	-	-	-
2019	-	-	-	-
2020	-	-	-	-
2021	135,900,000	-	-	-
2022	325,990,032	-	10,500,000	53,600,000
2023	527,351,456	30,060,000	9,573,483	50,664,908
2024	738,355,631	27,670,092	8,621,487	47,649,102
2025	863,506,682	25,160,690	7,643,310	44,550,360
2026	1,007,878,896	22,525,817	6,638,234	41,366,403
2027	1,145,427,269	19,759,200	5,605,519	38,094,888
2028	1,275,810,607	16,854,252	4,544,404	34,733,406
2029	1,398,670,659	13,804,057	3,454,108	31,279,483
2030	1,513,631,262	10,601,353	2,333,828	27,730,577
2031	1,620,297,441	7,238,513	1,182,742	24,084,076
2032	1,718,254,477	3,707,531	-	20,337,296
2033	1,807,066,912	-	-	16,487,480
2034	1,886,277,516	-	-	12,531,794
2035	1,955,406,198	-	-	8,467,327
2036	2,013,948,861	-	-	4,291,087
2037	2,061,376,204	-	-	-
2038	2,097,132,461	-	-	-
2039	2,120,634,079	-	-	-
2040	2,131,268,325	-	-	-
2041	2,128,391,830	-	-	-

Appendix B - Projected Unamortized Principal

Projected Unamortized Principal Outstanding

Fiscal Year	Projected Motor Fuel Transportation	Projected Enterprise Resource Planning	Projected Comprehensive Child Welfare Info System
2000	-	-	-
2001	-	-	-
2002	-	-	-
2003	-	-	-
2004	-	-	-
2005	-	-	-
2006	-	-	-
2007	-	-	-
2008	-	-	-
2009	-	-	-
2010	-	-	-
2011	-	-	-
2012	-	-	-
2013	-	-	-
2014	-	-	-
2015	-	-	-
2016	-	-	-
2017	-	-	-
2018	-	-	-
2019	-	-	-
2020	-	-	-
2021	-	-	-
2022	-	-	17,000,000
2023	40,000,000	36,300,000	15,499,925
2024	37,809,633	31,526,642	13,958,597
2025	35,559,031	45,122,016	12,374,884
2026	33,246,537	37,649,810	10,747,618
2027	30,870,450	29,972,118	9,075,602
2028	28,429,021	22,083,290	7,357,606
2029	25,920,452	13,977,518	5,592,365
2030	23,342,897	5,648,838	3,778,579
2031	20,694,460	-	1,914,915
2032	17,973,191	-	-
2033	15,177,087	-	-
2034	12,304,090	-	-
2035	9,352,085	-	-
2036	6,318,901	-	-
2037	3,202,304	-	-
2038	-	-	-
2039	-	-	-
2040	-	-	-
2041	-	-	-

Appendix B - Projected Unamortized Principal

Projected Net Tax-Supported Debt and Other Obligations - (Excluding Performance-Based Agreements)

Fiscal Year	Total All Outstanding and Projected Unamortized Principal	Adjustment for Agency Payments ¹	Total All Unamortized Principal Outstanding and Projected
2000	1,570,200,194	(61,309,173)	1,508,891,021
2001	1,502,827,969	(59,348,191)	1,443,479,778
2002	1,316,121,492	(55,337,911)	1,260,783,581
2003	1,307,511,477	(52,847,982)	1,254,663,495
2004	1,359,576,488	(50,399,823)	1,309,176,665
2005	1,402,516,244	(38,055,822)	1,364,460,422
2006	1,528,349,179	(12,869,000)	1,515,480,179
2007	1,611,259,526	(12,194,000)	1,599,065,526
2008	1,640,323,740	(11,494,000)	1,628,829,740
2009	1,847,472,000	(10,759,000)	1,836,713,000
2010	1,873,402,010	(9,995,000)	1,863,407,010
2011	1,825,240,000	(9,195,000)	1,816,045,000
2012	1,862,770,000	(8,360,000)	1,854,410,000
2013	1,874,030,000	(7,485,000)	1,866,545,000
2014	1,793,000,000	(6,565,000)	1,786,435,000
2015	1,770,715,000	(5,600,000)	1,765,115,000
2016	1,719,880,000	(4,485,000)	1,715,395,000
2017	1,697,725,000	(3,520,000)	1,694,205,000
2018	1,755,365,000	(1,230,000)	1,754,135,000
2019	1,834,300,000	-	1,834,300,000
2020	1,802,195,000	-	1,802,195,000
2021	1,766,155,000	-	1,766,155,000
2022	1,874,250,032	-	1,874,250,032
2023	2,015,484,772	-	2,015,484,772
2024	2,020,466,184	-	2,020,466,184
2025	2,003,591,972	-	2,003,591,972
2026	1,989,418,315	-	1,989,418,315
2027	1,980,925,045	-	1,980,925,045
2028	1,994,667,584	-	1,994,667,584
2029	2,022,833,642	-	2,022,833,642
2030	2,041,412,335	-	2,041,412,335
2031	2,063,962,147	-	2,063,962,147
2032	2,080,002,496	-	2,080,002,496
2033	2,099,511,479	-	2,099,511,479
2034	2,116,838,400	-	2,116,838,400
2035	2,128,675,610	-	2,128,675,610
2036	2,138,198,848	-	2,138,198,848
2037	2,139,918,507	-	2,139,918,507
2038	2,139,482,461	-	2,139,482,461
2039	2,139,634,079	-	2,139,634,079
2040	2,136,948,325	-	2,136,948,325
2041	2,131,291,830	-	2,131,291,830

¹ Reflects offsets of agency funds or revenues to cover debt service payments.

Appendix B - Projected Unamortized Principal

Performance-Based Agreements ¹

Rhode Island Economic Development Corporation				
Fiscal Year	Fidelity I	Fidelity II	Fleet	Total Performance Based
2000	24,579,000	-	10,770,000	35,349,000
2001	24,116,000	-	10,640,000	34,756,000
2002	23,615,000	10,000,000	10,500,000	44,115,000
2003	23,071,240	10,000,000	10,350,000	43,421,240
2004	22,486,634	10,000,000	10,190,000	42,676,634
2005	21,847,451	10,000,000	10,015,000	41,862,451
2006	21,154,249	10,000,000	9,830,000	40,984,249
2007	20,402,462	10,000,000	9,630,000	40,032,462
2008	19,591,677	9,765,782	9,415,000	38,772,459
2009	18,707,829	9,514,298	9,180,000	37,402,127
2010	17,749,284	9,244,279	8,925,000	35,918,563
2011	16,709,729	8,954,357	8,655,000	34,319,086
2012	15,585,984	8,643,065	8,360,000	32,589,049
2013	14,363,600	8,308,827	8,045,000	30,717,427
2014	13,037,909	7,949,953	7,710,000	28,697,862
2015	11,600,179	7,564,626	7,345,000	26,509,805
2016	10,043,400	7,150,896	6,950,000	24,144,296
2017	8,352,592	6,706,670	6,525,000	21,584,262
2018	6,518,887	6,229,700	6,070,000	18,818,587
2019	4,530,209	5,717,572	5,580,000	15,827,781
2020	2,374,248	5,167,695	5,050,000	12,591,943
2021	-	4,577,285	4,480,000	9,057,285
2022	-	3,943,357	3,865,000	7,808,357
2023	-	3,262,702	3,205,000	6,467,702
2024	-	2,531,875	2,490,000	5,021,875
2025	-	1,747,178	1,720,000	3,467,178
2026	-	904,641	895,000	1,799,641
2027	-	-	-	-
2028	-	-	-	-
2029	-	-	-	-
2030	-	-	-	-
2031	-	-	-	-
2032	-	-	-	-
2033	-	-	-	-
2034	-	-	-	-
2035	-	-	-	-
2036	-	-	-	-
2037	-	-	-	-
2038	-	-	-	-
2039	-	-	-	-
2040	-	-	-	-
2041	-	-	-	-

¹ Under these agreements, the State will appropriate general revenue funds in accordance with the underlying agreements.

Appendix B - Projected Unamortized Principal

Projected Net Tax-Supported Debt and Other Obligations - (Including Performance-Based Agreements)

Fiscal Year	Total All Outstanding and Projected Unamortized Principal	Adjustment for Agency Payments ¹	Total All Unamortized Principal Outstanding and Projected
2000	1,605,549,194	(68,751,243)	1,536,797,951
2001	1,537,583,969	(66,700,431)	1,470,883,538
2002	1,360,236,492	(72,593,411)	1,287,643,081
2003	1,350,932,717	(69,999,832)	1,280,932,885
2004	1,402,253,122	(67,441,113)	1,334,812,009
2005	1,444,378,695	(54,976,187)	1,389,402,508
2006	1,569,333,428	(29,661,530)	1,539,671,898
2007	1,651,291,988	(28,848,330)	1,622,443,658
2008	1,679,096,199	(27,765,547)	1,651,330,652
2009	1,884,874,127	(26,616,678)	1,858,257,449
2010	1,909,320,573	(25,406,454)	1,883,914,119
2011	1,859,559,086	(24,129,962)	1,835,429,124
2012	1,895,359,049	(22,779,825)	1,872,579,224
2013	1,904,747,427	(21,352,922)	1,883,394,505
2014	1,821,697,862	(12,012,610)	1,809,685,252
2015	1,797,224,805	(10,795,395)	1,786,429,410
2016	1,744,024,296	(9,407,450)	1,734,616,846
2017	1,719,309,262	(8,028,775)	1,711,280,487
2018	1,774,183,587	(5,424,370)	1,768,759,217
2019	1,850,127,781	(3,855,780)	1,846,272,001
2020	1,814,786,943	(3,489,550)	1,811,297,393
2021	1,775,212,285	(3,095,680)	1,772,116,605
2022	1,882,058,389	(2,670,715)	1,879,387,674
2023	2,021,952,474	(2,214,655)	2,019,737,819
2024	2,025,488,059	(1,720,590)	2,023,767,469
2025	2,007,059,150	(1,188,520)	2,005,870,630
2026	1,991,217,956	(618,445)	1,990,599,511
2027	1,980,925,045	-	1,980,925,045
2028	1,994,667,584	-	1,994,667,584
2029	2,022,833,642	-	2,022,833,642
2030	2,041,412,335	-	2,041,412,335
2031	2,063,962,147	-	2,063,962,147
2032	2,080,002,496	-	2,080,002,496
2033	2,099,511,479	-	2,099,511,479
2034	2,116,838,400	-	2,116,838,400
2035	2,128,675,610	-	2,128,675,610
2036	2,138,198,848	-	2,138,198,848
2037	2,139,918,507	-	2,139,918,507
2038	2,139,482,461	-	2,139,482,461
2039	2,139,634,079	-	2,139,634,079
2040	2,136,948,325	-	2,136,948,325
2041	2,131,291,830	-	2,131,291,830

¹ Reflects offsets shown in Net Tax-Supported Debt (Excluding Performance-Based Agreements).

Appendix B

Debt Service as a Percentage of General Revenues

Fiscal Year	General Revenues ¹	Dedicated Gas Tax ²	Adjusted General Revenues	Net Tax Supported Debt Service	Debt Ratio
2021	3,999,338,264	125,697,966	4,125,036,230	240,621,804	5.83%
2022	4,245,587,573	134,891,582	4,380,479,155	227,647,470	5.20%
2023	4,319,944,385	139,516,377	4,459,460,762	253,889,534	5.69%
2024	4,417,746,892	144,704,003	4,562,450,895	267,775,130	5.87%
2025	4,503,832,150	147,150,387	4,650,982,537	261,806,295	5.63%
2026	4,638,580,052	152,452,684	4,791,032,736	266,225,111	5.56%

¹ Reflects general revenues as recommended for FY 2022, and estimates contained in the Five Year Forecast.

² Reflects estimated yield on gas tax dedicated to transportation purposes excluding RI Bridge and Turnpike Authority as proposed in the Governor's FY 2022 budget.

Appendix B

Net Tax-Supported Debt as Percentage of Personal Income

Fiscal Year	Personal Income ¹	Net Tax-Supported Debt	Debt Ratio
1996	24,737,739,000	1,721,880,291	6.96%
1997	25,861,205,000	1,752,254,170	6.78%
1998	27,522,571,000	1,617,323,697	5.88%
1999	29,013,426,000	1,555,860,585	5.36%
2000	30,911,244,000	1,536,797,951	4.97%
2001	33,058,458,000	1,470,883,538	4.45%
2002	34,353,761,000	1,287,643,081	3.75%
2003	35,949,942,000	1,280,932,885	3.56%
2004	37,959,502,000	1,334,812,009	3.52%
2005	39,365,466,000	1,389,402,508	3.53%
2006	40,651,903,000	1,539,671,898	3.79%
2007	42,751,557,000	1,622,443,658	3.80%
2008	43,926,444,000	1,651,330,652	3.76%
2009	43,179,385,000	1,858,257,449	4.30%
2010	43,992,396,000	1,883,914,119	4.28%
2011	46,298,999,000	1,835,429,124	3.96%
2012	47,997,016,000	1,872,579,224	3.90%
2013	48,787,658,000	1,883,394,505	3.86%
2014	49,619,129,000	1,809,685,252	3.65%
2015	52,028,401,000	1,786,429,410	3.43%
2016	53,156,459,000	1,734,616,846	3.26%
2017	54,147,221,000	1,711,280,487	3.16%
2018	56,879,492,000	1,768,759,217	3.11%
2019	59,129,487,000	1,846,272,001	3.12%
2020	61,590,382,000	1,811,297,393	2.94%
2021	63,976,658,000	1,772,116,605	2.77%
2022	63,405,795,000	1,879,387,674	2.96%
2023	65,952,007,000	2,019,737,819	3.06%
2024	68,473,220,000	2,023,767,469	2.96%
2025	71,206,493,000	2,005,870,630	2.82%
2026	74,187,370,000	1,990,599,511	2.68%

¹ Sources: November 2020 Revenue Estimating Conference Consensus Economic Forecast, FY 2020 - FY 2
Bureau of Economic Analysis, FY 1996 - FY 2019

Appendix C
Debt Service Payable
By Issuer

Appendix C

Outstanding Debt Service Payments General Obligation Bonds

Fiscal Year	Principal	Interest	Gross Debt Service	Less: Offsets from escrow	Net Debt Service
2021	94,475,000	54,212,524	148,687,524	-	148,687,524
2022	100,130,000	49,272,704	149,402,704	-	149,402,704
2023	97,430,000	44,605,615	142,035,615	-	142,035,615
2024	98,710,000	40,076,301	138,786,301	-	138,786,301
2025	95,025,000	35,509,336	130,534,336	-	130,534,336
2026	99,450,000	31,019,595	130,469,595	-	130,469,595
2027	88,820,000	26,685,408	115,505,408	-	115,505,408
2028	76,035,000	22,924,394	98,959,394	-	98,959,394
2029	62,450,000	19,798,568	82,248,568	-	82,248,568
2030	65,345,000	16,889,301	82,234,301	-	82,234,301
2031	55,690,000	13,988,425	69,678,425	-	69,678,425
2032	58,160,000	11,511,730	69,671,730	-	69,671,730
2033	48,465,000	9,370,980	57,835,980	-	57,835,980
2034	44,025,000	7,770,485	51,795,485	-	51,795,485
2035	41,595,000	6,151,746	47,746,746	-	47,746,746
2036	39,550,000	4,671,763	44,221,763	-	44,221,763
2037	35,945,000	3,326,263	39,271,263	-	39,271,263
2038	30,535,000	1,985,963	32,520,963	-	32,520,963
2039	20,790,000	943,350	21,733,350	-	21,733,350
2040	10,655,000	319,650	10,974,650	-	10,974,650
2041	-	-	-	-	-
2042	-	-	-	-	-
2043	-	-	-	-	-
2044	-	-	-	-	-
2045	-	-	-	-	-
2046	-	-	-	-	-
	1,263,280,000	401,034,100	1,664,314,100	-	1,664,314,100

Appendix C

Outstanding Debt Service Payments Convention Center Authority

Fiscal Year	Principal ¹	Interest	Gross Debt Service	Less: (Offsets)	Net Lease Payment
				or Other Lease Payments	
2021	15,385,000	7,512,892	22,897,892	-	22,897,892
2022	16,120,000	6,773,661	22,893,661	-	22,893,661
2023	14,770,000	5,988,856	20,758,856	-	20,758,856
2024	17,515,000	5,361,343	22,876,343	-	22,876,343
2025	18,145,000	4,725,792	22,870,792	-	22,870,792
2026	18,810,000	4,050,694	22,860,694	-	22,860,694
2027	19,505,000	3,340,851	22,845,851	-	22,845,851
2028	4,315,000	2,591,476	6,906,476	-	6,906,476
2029	4,575,000	2,331,282	6,906,282	-	6,906,282
2030	4,850,000	2,054,038	6,904,038	-	6,904,038
2031	5,145,000	1,760,128	6,905,128	-	6,905,128
2032	5,460,000	1,448,340	6,908,340	-	6,908,340
2033	5,790,000	1,117,464	6,907,464	-	6,907,464
2034	6,140,000	766,590	6,906,590	-	6,906,590
2035	6,510,000	394,506	6,904,506	-	6,904,506
2036	-	-	-	-	-
2037	-	-	-	-	-
2038	-	-	-	-	-
2039	-	-	-	-	-
2040	-	-	-	-	-
2041	-	-	-	-	-
2042	-	-	-	-	-
2043	-	-	-	-	-
2044	-	-	-	-	-
2045	-	-	-	-	-
	163,035,000	50,217,913	213,252,913	0	213,252,913

¹ Assumes spring 2021 refunding of remaining tax-exempt debt.

Appendix C

Outstanding Debt Service Payments Garrahy Garage

Fiscal Year	Principal	Interest	Gross Debt Service	Estimated Offsets ¹	Net Debt Service
2021	1,310,000	1,716,405	3,026,405	(1,086,394)	1,940,011
2022	1,345,000	1,679,660	3,024,660	(1,339,379)	1,685,281
2023	1,390,000	1,638,059	3,028,059	(1,342,778)	1,685,281
2024	1,435,000	1,592,981	3,027,981	(3,027,981)	-
2025	1,480,000	1,544,162	3,024,162	(3,024,162)	-
2026	1,535,000	1,491,593	3,026,593	(3,026,593)	-
2027	1,590,000	1,436,717	3,026,717	(3,026,717)	-
2028	1,645,000	1,378,284	3,023,284	(3,023,284)	-
2029	1,710,000	1,316,185	3,026,185	(3,026,185)	-
2030	1,775,000	1,249,923	3,024,923	(3,024,923)	-
2031	1,845,000	1,179,367	3,024,367	(3,024,367)	-
2032	1,920,000	1,105,105	3,025,105	(3,025,105)	-
2033	2,000,000	1,026,865	3,026,865	(3,026,865)	-
2034	2,080,000	944,365	3,024,365	(3,024,365)	-
2035	2,170,000	857,234	3,027,234	(3,027,234)	-
2036	2,260,000	766,333	3,026,333	(3,026,333)	-
2037	2,355,000	671,661	3,026,661	(3,026,661)	-
2038	2,455,000	573,010	3,028,010	(3,028,010)	-
2039	2,560,000	467,715	3,027,715	(3,027,715)	-
2040	2,665,000	357,917	3,022,917	(3,022,917)	-
2041	2,780,000	243,615	3,023,615	(3,023,615)	-
2042	2,900,000	124,381	3,024,381	(3,024,381)	-
2043	-	-	-	-	-
2044	-	-	-	-	-
2045	-	-	-	-	-
2046	-	-	-	-	-
	43,205,000	23,361,538	66,566,538	(61,255,965)	5,310,573

¹ Operational revenue assumed to fully offset the cost of debt service beginning in FY 2024.

Appendix C

Outstanding Debt Service Payments Pastore Center - Power Plant Certificates of Participation

Fiscal Year	Principal	Interest	Gross Debt Service	Less: Offsets	Net Debt Service
2021	2,190,000	54,750	2,244,750	-	2,244,750
2022	-	-	-	-	-
2023	-	-	-	-	-
2024	-	-	-	-	-
2025	-	-	-	-	-
2026	-	-	-	-	-
2027	-	-	-	-	-
2028	-	-	-	-	-
2029	-	-	-	-	-
2030	-	-	-	-	-
2031	-	-	-	-	-
2032	-	-	-	-	-
2033	-	-	-	-	-
2034	-	-	-	-	-
2035	-	-	-	-	-
2036	-	-	-	-	-
2037	-	-	-	-	-
2038	-	-	-	-	-
2039	-	-	-	-	-
2040	-	-	-	-	-
2041	-	-	-	-	-
2042	-	-	-	-	-
2043	-	-	-	-	-
2044	-	-	-	-	-
2045	-	-	-	-	-
2046	-	-	-	-	-
	2,190,000	54,750	2,244,750	-	2,244,750

Appendix C

Outstanding Debt Service Payments Kent County Courthouse

Fiscal Year			Gross		Net
	Principal ¹	Interest	Debt Service	Less: Offsets	Debt Service
2021	3,875,000	739,875	4,614,875	-	4,614,875
2022	4,075,000	541,125	4,616,125	-	4,616,125
2023	4,285,000	332,125	4,617,125	-	4,617,125
2024	4,500,000	112,500	4,612,500	-	4,612,500
2025	-	-	-	-	-
2026	-	-	-	-	-
2027	-	-	-	-	-
2028	-	-	-	-	-
2029	-	-	-	-	-
2030	-	-	-	-	-
2031	-	-	-	-	-
2032	-	-	-	-	-
2033	-	-	-	-	-
2034	-	-	-	-	-
2035	-	-	-	-	-
2036	-	-	-	-	-
2037	-	-	-	-	-
2038	-	-	-	-	-
2039	-	-	-	-	-
2040	-	-	-	-	-
2041	-	-	-	-	-
2042	-	-	-	-	-
2043	-	-	-	-	-
2044	-	-	-	-	-
2045	-	-	-	-	-
2046	-	-	-	-	-
	16,735,000	1,725,625	18,460,625	-	18,460,625

¹ Reflects refunding of COPs in April 2013.

Appendix C

Outstanding Debt Service Payments Juvenile Training School

Fiscal Year	Principal ¹	Interest	Total Debt Service
2021	3,365,000	847,625	4,212,625
2022	3,540,000	675,000	4,215,000
2023	3,720,000	493,500	4,213,500
2024	3,905,000	302,875	4,207,875
2025	4,105,000	102,625	4,207,625
2026	-	-	-
2027	-	-	-
2028	-	-	-
2029	-	-	-
2030	-	-	-
2031	-	-	-
2032	-	-	-
2033	-	-	-
2034	-	-	-
2035	-	-	-
2036	-	-	-
2037	-	-	-
2038	-	-	-
2039	-	-	-
2040	-	-	-
2041	-	-	-
2042	-	-	-
2043	-	-	-
2044	-	-	-
2045	-	-	-
2046	-	-	-
	18,635,000	2,421,625	21,056,625

¹ Reflects refunding of COPs in April 2013.

Appendix C

Outstanding Debt Service Payments Traffic Tribunal Court Complex

Fiscal Year	Principal ¹	Interest	Gross Debt Service
2021	1,370,000	304,900	1,674,900
2022	1,420,000	250,475	1,670,475
2023	1,490,000	180,475	1,670,475
2024	1,565,000	113,050	1,678,050
2025	1,635,000	40,875	1,675,875
2026	-	-	-
2027	-	-	-
2028	-	-	-
2029	-	-	-
2030	-	-	-
2031	-	-	-
2032	-	-	-
2033	-	-	-
2034	-	-	-
2035	-	-	-
2036	-	-	-
2037	-	-	-
2038	-	-	-
2039	-	-	-
2040	-	-	-
2041	-	-	-
2042	-	-	-
2043	-	-	-
2044	-	-	-
2045	-	-	-
2046	-	-	-
	7,480,000	889,775	8,369,775

¹ Reflects refunding of COPs in April 2013.

Appendix C

Outstanding Debt Service Payments Eleanor Slater Hospital

Fiscal Year	Principal	Interest	Gross Debt Service	Estimated Offsets	Net Debt Service
2021	970,000	898,550	1,868,550	-	1,868,550
2022	1,020,000	848,800	1,868,800	-	1,868,800
2023	1,075,000	796,425	1,871,425	-	1,871,425
2024	1,130,000	741,300	1,871,300	-	1,871,300
2025	1,185,000	683,425	1,868,425	-	1,868,425
2026	1,250,000	622,550	1,872,550	-	1,872,550
2027	1,310,000	558,550	1,868,550	-	1,868,550
2028	1,380,000	491,300	1,871,300	-	1,871,300
2029	1,450,000	420,555	1,870,555	-	1,870,555
2030	1,525,000	346,175	1,871,175	-	1,871,175
2031	1,600,000	268,050	1,868,050	-	1,868,050
2032	1,685,000	185,925	1,870,925	-	1,870,925
2033	1,760,000	108,600	1,868,600	-	1,868,600
2034	1,835,000	36,700	1,871,700	-	1,871,700
2035	-	-	-	-	-
2036	-	-	-	-	-
2037	-	-	-	-	-
2038	-	-	-	-	-
2039	-	-	-	-	-
2040	-	-	-	-	-
2041	-	-	-	-	-
2042	-	-	-	-	-
2043	-	-	-	-	-
2044	-	-	-	-	-
2045	-	-	-	-	-
2046	-	-	-	-	-
	19,175,000	7,006,905	26,181,905	-	26,181,905

Appendix C

Outstanding Debt Service Payments School for the Deaf

Fiscal Year	Principal ¹	Interest	Gross Debt Service	Estimated Offsets	Net Debt Service
2021	1,595,000	881,250	2,476,250	-	2,476,250
2022	1,680,000	801,500	2,481,500	-	2,481,500
2023	1,760,000	717,500	2,477,500	-	2,477,500
2024	1,850,000	629,500	2,479,500	-	2,479,500
2025	1,945,000	537,000	2,482,000	-	2,482,000
2026	2,040,000	439,750	2,479,750	-	2,479,750
2027	2,145,000	337,750	2,482,750	-	2,482,750
2028	2,250,000	230,500	2,480,500	-	2,480,500
2029	2,360,000	118,000	2,478,000	-	2,478,000
2030	-	-	-	-	-
2031	-	-	-	-	-
2032	-	-	-	-	-
2033	-	-	-	-	-
2034	-	-	-	-	-
2035	-	-	-	-	-
2036	-	-	-	-	-
2037	-	-	-	-	-
2038	-	-	-	-	-
2039	-	-	-	-	-
2040	-	-	-	-	-
2041	-	-	-	-	-
2042	-	-	-	-	-
2043	-	-	-	-	-
2044	-	-	-	-	-
2045	-	-	-	-	-
2046	-	-	-	-	-
	17,625,000	4,692,750	22,317,750	-	22,317,750

¹ Reflects refunding of COPs in June 2017.

Appendix C

Outstanding Debt Service Payments Innovative Technology Certificates of Participation ¹

Fiscal Year	Principal	Interest	Gross Debt Service	Estimated Offsets ²	Net Debt Service
2021	4,065,000	908,800	4,973,800	-	4,973,800
2022	4,265,000	701,675	4,966,675	(1,247,151)	3,719,524
2023	4,485,000	484,300	4,969,300	-	4,969,300
2024	3,575,000	277,375	3,852,375	-	3,852,375
2025	3,760,000	94,000	3,854,000	-	3,854,000
2026	-	-	-	-	-
2027	-	-	-	-	-
2028	-	-	-	-	-
2029	-	-	-	-	-
2030	-	-	-	-	-
2031	-	-	-	-	-
2032	-	-	-	-	-
2033	-	-	-	-	-
2034	-	-	-	-	-
2035	-	-	-	-	-
2036	-	-	-	-	-
2037	-	-	-	-	-
2038	-	-	-	-	-
2039	-	-	-	-	-
2040	-	-	-	-	-
2041	-	-	-	-	-
2042	-	-	-	-	-
2043	-	-	-	-	-
2044	-	-	-	-	-
2045	-	-	-	-	-
2046	-	-	-	-	-
	20,150,000	2,466,150	22,616,150	(1,247,151)	21,368,999

¹ Includes debt issuances from 2007, 2009, 2013 and 2014.

² Unused project fund proceeds will offset debt service in FY 2022.

Appendix C

Outstanding Debt Service Payments EDC- Transportation Motor Fuel Bonds

Fiscal Year	Principal ¹	Interest	Gross Debt Service	Two Cents of Gas Tax held by Trustee ²	Total Net Debt Service Payment ³
2021	3,980,000	1,381,250	5,361,250	(5,361,250)	-
2022	4,180,000	1,182,250	5,362,250	(5,362,250)	-
2023	4,390,000	973,250	5,363,250	(5,363,250)	-
2024	4,605,000	753,750	5,358,750	(5,358,750)	-
2025	4,360,000	523,500	4,883,500	(4,883,500)	-
2026	4,580,000	305,500	4,885,500	(4,885,500)	-
2027	1,530,000	76,500	1,606,500	(1,606,500)	-
2028	-	-	-	-	-
2029	-	-	-	-	-
2030	-	-	-	-	-
2031	-	-	-	-	-
2032	-	-	-	-	-
2033	-	-	-	-	-
2034	-	-	-	-	-
2035	-	-	-	-	-
2036	-	-	-	-	-
2037	-	-	-	-	-
2038	-	-	-	-	-
2039	-	-	-	-	-
2040	-	-	-	-	-
2041	-	-	-	-	-
2042	-	-	-	-	-
2043	-	-	-	-	-
2044	-	-	-	-	-
2045	-	-	-	-	-
2046	-	-	-	-	-
	27,625,000	5,196,000	32,821,000	(32,821,000)	-

¹ Reflects refunding of bonds in November 2017.

² Budget reflects dedication of two cent of gas tax to Trustee for motor fuel bonds. Amount shown is amount payable on bonds, but bond documents covenant two full cents flow to Trustee for coverage purposes.

³ Debt service reserve fund will be available upon full repayment of all motor fuel bonds.

Appendix C

Outstanding Debt Service Department of Administration Energy Conservation Equipment Leases ¹

Fiscal Year	Principal ²	Interest	Gross Debt Service	Estimated Offsets	Net Debt Service
2021	4,375,000	666,938	5,041,938	-	5,041,938
2022	3,673,000	457,875	4,130,875	-	4,130,875
2023	3,876,000	272,725	4,148,725	-	4,148,725
2024	1,360,000	91,150	1,451,150	-	1,451,150
2025	1,415,000	35,375	1,450,375	-	1,450,375
2026	-	-	-	-	-
2027	-	-	-	-	-
2028	-	-	-	-	-
2029	-	-	-	-	-
2030	-	-	-	-	-
2031	-	-	-	-	-
2032	-	-	-	-	-
2033	-	-	-	-	-
2034	-	-	-	-	-
2035	-	-	-	-	-
2036	-	-	-	-	-
2037	-	-	-	-	-
2038	-	-	-	-	-
2039	-	-	-	-	-
2040	-	-	-	-	-
2041	-	-	-	-	-
2042	-	-	-	-	-
2043	-	-	-	-	-
2044	-	-	-	-	-
2045	-	-	-	-	-
2046	-	-	-	-	-
	14,699,000	1,524,063	16,223,063	-	16,223,063

¹ Energy savings from installation of energy conservation equipment are redirected to cover debt service. Includes issuances in 2007, 2011, 2013 and 2014.

² Reflects refunding of COPs in June 2017.

Appendix C

Outstanding Debt Service URI Energy Conservation Equipment Leases

Fiscal Year	Principal ¹	Interest	Gross Debt Service	Estimated Offsets	Net Debt Service
2021	3,065,000	1,042,413	4,107,413	-	4,107,413
2022	1,677,000	893,600	2,570,600	-	2,570,600
2023	1,804,000	813,775	2,617,775	-	2,617,775
2024	1,665,000	728,075	2,393,075	-	2,393,075
2025	1,790,000	648,500	2,438,500	-	2,438,500
2026	1,930,000	563,075	2,493,075	-	2,493,075
2027	1,250,000	469,400	1,719,400	-	1,719,400
2028	1,310,000	406,025	1,716,025	-	1,716,025
2029	1,375,000	339,650	1,714,650	-	1,714,650
2030	1,445,000	269,900	1,714,900	-	1,714,900
2031	1,515,000	196,650	1,711,650	-	1,711,650
2032	1,595,000	119,775	1,714,775	-	1,714,775
2033	935,000	57,700	992,700	-	992,700
2034	975,000	19,500	994,500	-	994,500
2035	-	-	-	-	-
2036	-	-	-	-	-
2037	-	-	-	-	-
2038	-	-	-	-	-
2039	-	-	-	-	-
2040	-	-	-	-	-
2041	-	-	-	-	-
2042	-	-	-	-	-
2043	-	-	-	-	-
2044	-	-	-	-	-
2045	-	-	-	-	-
2046	-	-	-	-	-
	22,331,000	6,568,038	28,899,038	-	28,899,038

¹ Reflects refunding of COPS in June 2017.

Appendix C

Outstanding Debt Service RIC Energy Conservation Equipment Leases

Fiscal Year	Principal	Interest	Gross Debt Service	Estimated Offsets	Net Debt Service
2021	440,000	215,575	655,575	-	655,575
2022	475,000	199,475	674,475	-	674,475
2023	520,000	179,575	699,575	-	699,575
2024	560,000	157,975	717,975	-	717,975
2025	605,000	137,700	742,700	-	742,700
2026	650,000	112,375	762,375	-	762,375
2027	700,000	85,625	785,625	-	785,625
2028	750,000	63,875	813,875	-	813,875
2029	800,000	40,125	840,125	-	840,125
2030	850,000	13,813	863,813	-	863,813
2031	-	-	-	-	-
2032	-	-	-	-	-
2033	-	-	-	-	-
2034	-	-	-	-	-
2035	-	-	-	-	-
2036	-	-	-	-	-
2037	-	-	-	-	-
2038	-	-	-	-	-
2039	-	-	-	-	-
2040	-	-	-	-	-
2041	-	-	-	-	-
2042	-	-	-	-	-
2043	-	-	-	-	-
2044	-	-	-	-	-
2045	-	-	-	-	-
2046	-	-	-	-	-
	6,350,000	1,206,113	7,556,113	-	7,556,113

Appendix C

Outstanding Debt Service CCRI Energy Conservation Equipment Leases

Fiscal Year	Principal	Interest	Gross Debt Service	Estimated Offsets	Net Debt Service
2021	775,000	29,063	804,063	-	804,063
2022	-	-	-	-	-
2023	-	-	-	-	-
2024	-	-	-	-	-
2025	-	-	-	-	-
2026	-	-	-	-	-
2027	-	-	-	-	-
2028	-	-	-	-	-
2029	-	-	-	-	-
2030	-	-	-	-	-
2031	-	-	-	-	-
2032	-	-	-	-	-
2033	-	-	-	-	-
2034	-	-	-	-	-
2035	-	-	-	-	-
2036	-	-	-	-	-
2037	-	-	-	-	-
2038	-	-	-	-	-
2039	-	-	-	-	-
2040	-	-	-	-	-
2041	-	-	-	-	-
2042	-	-	-	-	-
2043	-	-	-	-	-
2044	-	-	-	-	-
2045	-	-	-	-	-
2046	-	-	-	-	-
	775,000	29,063	804,063	-	804,063

Appendix C

Outstanding Debt Service Nursing Education Center

Fiscal Year	Principal	Interest	Gross Debt Service	Less: Offsets	Net Debt Service
2021	830,000	338,250	1,168,250	-	1,168,250
2022	875,000	296,750	1,171,750	-	1,171,750
2023	915,000	253,000	1,168,000	-	1,168,000
2024	960,000	207,250	1,167,250	-	1,167,250
2025	1,010,000	159,250	1,169,250	-	1,169,250
2026	1,060,000	108,750	1,168,750	-	1,168,750
2027	1,115,000	55,750	1,170,750	-	1,170,750
2028	-	-	-	-	-
2029	-	-	-	-	-
2030	-	-	-	-	-
2031	-	-	-	-	-
2032	-	-	-	-	-
2033	-	-	-	-	-
2034	-	-	-	-	-
2035	-	-	-	-	-
2036	-	-	-	-	-
2037	-	-	-	-	-
2038	-	-	-	-	-
2039	-	-	-	-	-
2040	-	-	-	-	-
2041	-	-	-	-	-
2042	-	-	-	-	-
2043	-	-	-	-	-
2044	-	-	-	-	-
2045	-	-	-	-	-
2046	-	-	-	-	-
	6,765,000	1,419,000	8,184,000	-	8,184,000

Appendix C

Outstanding Debt Service Historic Structures Tax Credits Fund

Fiscal Year	Principal ¹	Interest	Gross Debt Service	Estimated Offsets	Net Debt Service
2021	16,385,000	3,016,724	19,401,724	-	19,401,724
2022	16,830,000	2,576,701	19,406,701	-	19,406,701
2023	17,285,000	2,121,422	19,406,422	-	19,406,422
2024	17,765,000	1,648,210	19,413,210	-	19,413,210
2025	8,740,000	1,153,357	9,893,357	-	9,893,357
2026	9,005,000	891,419	9,896,419	-	9,896,419
2027	9,280,000	612,534	9,892,534	-	9,892,534
2028	9,580,000	315,853	9,895,853	-	9,895,853
2029	-	-	-	-	-
2030	-	-	-	-	-
2031	-	-	-	-	-
2032	-	-	-	-	-
2033	-	-	-	-	-
2034	-	-	-	-	-
2035	-	-	-	-	-
2036	-	-	-	-	-
2037	-	-	-	-	-
2038	-	-	-	-	-
2039	-	-	-	-	-
2040	-	-	-	-	-
2041	-	-	-	-	-
2042	-	-	-	-	-
2043	-	-	-	-	-
2044	-	-	-	-	-
2045	-	-	-	-	-
2046	-	-	-	-	-
	104,870,000	12,336,219	117,206,219	-	117,206,219

¹ Includes debt issuances in 2015 and 2019.

Appendix C

Outstanding Debt Service EDC Job Creation Guaranty Program ¹

Fiscal Year	Principal	Interest	Gross Debt Service	Offsets ²	Net Debt Service
2021	11,830,000	458,413	12,288,413	(475,695)	11,812,718
2022	-	-	-	-	-
2023	-	-	-	-	-
2024	-	-	-	-	-
2025	-	-	-	-	-
2026	-	-	-	-	-
2027	-	-	-	-	-
2028	-	-	-	-	-
2029	-	-	-	-	-
2030	-	-	-	-	-
2031	-	-	-	-	-
2032	-	-	-	-	-
2033	-	-	-	-	-
2034	-	-	-	-	-
2035	-	-	-	-	-
2036	-	-	-	-	-
2037	-	-	-	-	-
2038	-	-	-	-	-
2039	-	-	-	-	-
2040	-	-	-	-	-
2041	-	-	-	-	-
2042	-	-	-	-	-
2043	-	-	-	-	-
2044	-	-	-	-	-
2045	-	-	-	-	-
2046	-	-	-	-	-
	11,830,000	458,413	12,288,413	(475,695)	11,812,718

¹ Under the loan and trust agreement of the 2010 EDC Job Creation Guaranty.

² Offsets are from cash on hand in the debt service reserve fund from legal settlement proceeds, interest earnings on such proceeds and other residuals.

Appendix C

Outstanding Debt Service Redevelopment of I-195 Land ¹

Fiscal Year	Principal	Interest ²	Gross Debt Service	Estimated Offsets ³	Net Debt Service
2021	1,660,000	2,715,019	4,375,019	(2,336,072)	2,038,947
2022	1,790,000	2,583,850	4,373,850	(1,983,850)	2,390,000
2023	1,930,000	2,442,413	4,372,413	(1,930,000)	2,442,413
2024	-	-	-	-	-
2025	-	-	-	-	-
2026	-	-	-	-	-
2027	-	-	-	-	-
2028	-	-	-	-	-
2029	-	-	-	-	-
2030	-	-	-	-	-
2031	-	-	-	-	-
2032	-	-	-	-	-
2033	-	-	-	-	-
2034	-	-	-	-	-
2035	-	-	-	-	-
2036	-	-	-	-	-
2037	-	-	-	-	-
2038	-	-	-	-	-
2039	-	-	-	-	-
2040	-	-	-	-	-
2041	-	-	-	-	-
2042	-	-	-	-	-
2043	-	-	-	-	-
2044	-	-	-	-	-
2045	-	-	-	-	-
2046	-	-	-	-	-
	5,380,000	7,741,282	13,121,282	(6,249,922)	6,871,360

¹ Tax-exempt bank loan totaling \$37.4 million with interest rate at LIBOR plus 1.0% and taxable bank loan totaling \$960,000 with interest rate at LIBOR plus 1.15%; semi-annual interest payments, with no principal payments for the first five years. Principal will be amortized over a twenty year schedule beginning in year 6, with a balloon payment in year 10. Initial agreement is for ten (10) years with an option to extend for an additional ten (10) years. The taxable issuance was paid off in FY 2019. Current plan assumes the State will exercise its right to extend the loan for an additional ten years, with new debt issued in 2023 in the amount of \$30,060,000. New debt service is reflected in the projected debt issuance section of this Appendix.

² Interest displayed is based on interest rate cap of 7.75% for tax-exempt issue and 8.0% for taxable issue.

³ Offsets are based on anticipated actual interest payments due to current LIBOR rates plus adjustments, including some land sale proceeds.

Appendix C

Summary - All Outstanding Debt Service Payments ¹ (Excluding Performance-Based Agreements)

Fiscal Year	Principal	Interest	Total Gross Debt Service	Less: Capitalized Interest, Reserve Fund Deposit	Excess Two Cents Gas Tax held by Trustee ²	Total Net Debt Service Payment
2021	171,940,000	77,941,215	249,881,215	(3,898,161)	(5,361,250)	240,621,804
2022	163,095,000	69,735,100	232,830,100	(4,570,380)	(5,362,250)	222,897,470
2023	161,125,000	62,293,014	223,418,014	(3,272,778)	(5,363,250)	214,781,986
2024	161,100,000	52,793,635	213,893,635	(3,027,981)	(5,358,750)	205,506,904
2025	145,200,000	45,894,896	191,094,896	(3,024,162)	(4,883,500)	183,187,234
2026	140,310,000	39,605,301	179,915,301	(3,026,593)	(4,885,500)	172,003,208
2027	127,245,000	33,659,085	160,904,085	(3,026,717)	(1,606,500)	156,270,868
2028	97,265,000	28,401,707	125,666,707	(3,023,284)	-	122,643,423
2029	74,720,000	24,364,365	99,084,365	(3,026,185)	-	96,058,180
2030	75,790,000	20,823,150	96,613,150	(3,024,923)	-	93,588,227
2031	65,795,000	17,392,620	83,187,620	(3,024,367)	-	80,163,253
2032	68,820,000	14,370,876	83,190,876	(3,025,105)	-	80,165,770
2033	58,950,000	11,681,609	70,631,609	(3,026,865)	-	67,604,744
2034	55,055,000	9,537,640	64,592,640	(3,024,365)	-	61,568,275
2035	50,275,000	7,403,486	57,678,486	(3,027,234)	-	54,651,252
2036	41,810,000	5,438,095	47,248,095	(3,026,333)	-	44,221,763
2037	38,300,000	3,997,924	42,297,924	(3,026,661)	-	39,271,263
2038	32,990,000	2,558,973	35,548,973	(3,028,010)	-	32,520,963
2039	23,350,000	1,411,065	24,761,065	(3,027,715)	-	21,733,350
2040	13,320,000	677,567	13,997,567	(3,022,917)	-	10,974,650
2041	2,780,000	243,615	3,023,615	(3,023,615)	-	-
2042	2,900,000	124,381	3,024,381	(3,024,381)	-	-
2043	-	-	-	-	-	-
2044	-	-	-	-	-	-
2045	-	-	-	-	-	-
2046	-	-	-	-	-	-
1,772,135,000	530,349,320	2,302,484,320	(69,228,733)	(32,821,000)	2,200,434,587	

¹ Reflects amounts payable on outstanding net tax supported debt. Excludes performance-based obligations that are shown on subsequent schedules.

² Budget reflects dedication of two cent of gas tax to Trustee for motor fuel bonds. Amount shown is the amount payable on the bonds but bond documents covenant that a full two cents of gas tax proceeds flow to the Trustee for coverage purposes.

Appendix C

Projected Debt Service on Proposed Debt Issuance General Obligation Bonds

Fiscal Year			Total
	Principal ¹	Interest ²	Projected Debt Service
2021	-	-	-
2022	4,109,968	290,032	4,400,000
2023	10,188,576	21,588,252	31,776,828
2024	17,095,825	32,070,073	49,165,897
2025	24,848,950	40,667,782	65,516,731
2026	30,627,785	47,550,334	78,178,120
2027	37,451,628	54,768,945	92,220,572
2028	44,616,662	61,646,363	106,263,025
2029	52,139,948	68,165,530	120,305,478
2030	60,039,398	74,308,533	134,347,931
2031	68,333,820	80,056,563	148,390,383
2032	77,042,964	85,389,872	162,432,836
2033	86,187,565	90,287,724	176,475,289
2034	95,789,396	94,728,346	190,517,742
2035	105,871,319	98,688,876	204,560,194
2036	116,457,337	102,145,310	218,602,647
2037	127,572,657	105,072,443	232,645,100
2038	139,243,742	107,443,810	246,687,553
2039	151,498,382	109,231,623	260,730,005
2040	164,365,754	110,406,704	274,772,458
2041	177,876,495	110,938,416	288,814,911
2042	181,157,805	110,794,591	291,952,396
2043	179,925,037	110,486,701	290,411,738
2044	177,238,422	110,240,449	287,478,872
2045	173,089,462	110,128,528	283,217,990
2046	175,000,000	110,224,055	285,224,055
2047	175,000,000	110,224,055	285,224,055
2048	175,000,000	110,224,055	285,224,055
2049	175,000,000	110,224,055	285,224,055
2050	175,000,000	110,224,055	285,224,055
	3,177,768,897	2,488,216,077	5,665,984,973

(1) Assumes a spring 2021 issuance of \$135.9 million, a fall 2021 issuance of \$194.2 million, a fall 2022 issuance of \$211.6 million, a fall 2023 issuance of \$228.1 million, a fall 2024 issuance of \$150.0 million and issuances of \$175.0 million every fall thereafter. All issuances at 5% interest rate and 20-year terms.

(2) Assumes \$6.5 million interest savings from debt refinancing in FY 2021.

Appendix C

Projected Debt Service on Proposed Debt Issuance Zambarano Long Term Care Facility

Fiscal Year	Principal ¹	Interest	Gross Debt Service	Less: Offsets	Net Debt Service
2021	-	-	-	-	-
2022	-	-	-	-	-
2023	2,935,092	1,474,000	4,409,092	-	4,409,092
2024	3,015,807	1,393,285	4,409,092	-	4,409,092
2025	3,098,741	1,310,350	4,409,092	-	4,409,092
2026	3,183,957	1,225,135	4,409,092	-	4,409,092
2027	3,271,516	1,137,576	4,409,092	-	4,409,092
2028	3,361,482	1,047,609	4,409,092	-	4,409,092
2029	3,453,923	955,169	4,409,092	-	4,409,092
2030	3,548,906	860,186	4,409,092	-	4,409,092
2031	3,646,501	762,591	4,409,092	-	4,409,092
2032	3,746,780	662,312	4,409,092	-	4,409,092
2033	3,849,816	559,276	4,409,092	-	4,409,092
2034	3,955,686	453,406	4,409,092	-	4,409,092
2035	4,064,467	344,624	4,409,092	-	4,409,092
2036	4,176,240	232,851	4,409,092	-	4,409,092
2037	4,291,087	118,005	4,409,092	-	4,409,092
2038	-	-	-	-	-
2039	-	-	-	-	-
2040	-	-	-	-	-
2041	-	-	-	-	-
2042	-	-	-	-	-
2043	-	-	-	-	-
2044	-	-	-	-	-
2045	-	-	-	-	-
2046	-	-	-	-	-
	53,600,000	12,536,375	66,136,375	-	66,136,375

¹ Assumes issuance of \$53.6 million in FY 2022 at estimated 2.75% interest and 15-year term.

Appendix C

Projected Debt Service on Proposed Debt Issuance Comprehensive Child Welfare System

Fiscal Year	Principal ¹	Interest	Gross Debt Service	Less: Offsets	Net Debt Service
2021	-	-	-	-	-
2022	-	-	-	-	-
2023	1,500,075	467,500	1,967,575	-	1,967,575
2024	1,541,327	426,248	1,967,575	-	1,967,575
2025	1,583,714	383,861	1,967,575	-	1,967,575
2026	1,627,266	340,309	1,967,575	-	1,967,575
2027	1,672,016	295,559	1,967,575	-	1,967,575
2028	1,717,996	249,579	1,967,575	-	1,967,575
2029	1,765,241	202,334	1,967,575	-	1,967,575
2030	1,813,785	153,790	1,967,575	-	1,967,575
2031	1,863,664	103,911	1,967,575	-	1,967,575
2032	1,914,915	52,660	1,967,575	-	1,967,575
2033	-	-	-	-	-
2034	-	-	-	-	-
2035	-	-	-	-	-
2036	-	-	-	-	-
2037	-	-	-	-	-
2038	-	-	-	-	-
2039	-	-	-	-	-
2040	-	-	-	-	-
2041	-	-	-	-	-
2042	-	-	-	-	-
2043	-	-	-	-	-
2044	-	-	-	-	-
2045	-	-	-	-	-
2046	-	-	-	-	-
	17,000,000	2,675,752	19,675,752	-	19,675,752

¹ Assumes issuance of \$17.0 million in FY 2021 at estimated 2.75% interest for ten-year term.

Appendix C

Projected Debt Service on Proposed Debt Issuance Confined Aquatic Disposal Cells - CRMC

Fiscal Year	Principal	Interest ¹	Gross Debt Service	Estimated Offsets ²	Net Debt Service
2021	-	-	-	-	-
2022	-	-	-	-	-
2023	926,517	288,750	1,215,267	(1,215,267)	-
2024	951,996	263,271	1,215,267	(1,215,267)	-
2025	978,176	237,091	1,215,267	(1,215,267)	-
2026	1,005,076	210,191	1,215,267	(1,215,267)	-
2027	1,032,716	182,551	1,215,267	(1,215,267)	-
2028	1,061,115	154,152	1,215,267	(1,215,267)	-
2029	1,090,296	124,971	1,215,267	(1,215,267)	-
2030	1,120,279	94,988	1,215,267	(1,215,267)	-
2031	1,151,087	64,180	1,215,267	(1,215,267)	-
2032	1,182,742	32,525	1,215,267	(1,215,267)	-
2033	-	-	-	-	-
2034	-	-	-	-	-
2035	-	-	-	-	-
2036	-	-	-	-	-
2037	-	-	-	-	-
2038	-	-	-	-	-
2039	-	-	-	-	-
2040	-	-	-	-	-
2041	-	-	-	-	-
2042	-	-	-	-	-
2043	-	-	-	-	-
2044	-	-	-	-	-
2045	-	-	-	-	-
	10,500,000	1,652,671	12,152,671	(12,152,671)	-

¹ Assumes issuance of \$10.5 million in FY 2022 at an interest rate of 2.75% and ten-year term.

² Debt service to be offset by fees paid for disposal of dredged materials.

Appendix C

Projected Debt Service on Proposed Debt Issuance Enterprise Resource Planning

Fiscal Year			Total	Less:	Total
	Principal ¹	Interest	Projected Debt Service	Offsets	Projected Debt Service
2021	-	-	-	-	-
2022	-	-	-	-	-
2023	-	-	-	-	-
2024	4,773,358	998,250	5,771,608	-	5,771,608
2025	4,904,626	866,983	5,771,608	-	5,771,608
2026	7,472,206	1,240,855	8,713,062	-	8,713,062
2027	7,677,692	1,035,370	8,713,062	-	8,713,062
2028	7,888,828	824,233	8,713,062	-	8,713,062
2029	8,105,771	607,290	8,713,062	-	8,713,062
2030	8,328,680	384,382	8,713,062	-	8,713,062
2031	2,786,110	155,343	2,941,453	-	2,941,453
2032	2,862,728	78,725	2,941,453	-	2,941,453
2033	-	-	-	-	-
2034	-	-	-	-	-
2035	-	-	-	-	-
2036	-	-	-	-	-
2037	-	-	-	-	-
2038	-	-	-	-	-
2039	-	-	-	-	-
2040	-	-	-	-	-
2041	-	-	-	-	-
2042	-	-	-	-	-
2043	-	-	-	-	-
2044	-	-	-	-	-
2045	-	-	-	-	-
2046	-	-	-	-	-
	54,800,000	6,191,431	60,991,431	-	60,991,431

¹ Assumes two issuances totaling \$54.8 million: \$36.3 million in FY 2023 and \$18.5 million in FY 2025 of \$18.5 million, both at seven-year terms and estimated 2.75% interest.

Appendix C

Projected Debt Service on Proposed Debt Issuance Motor Fuel Tax Revenue Bonds ¹

Fiscal Year	Principal	Interest	Gross Debt Service	Two Cents of Gas Tax held by Trustee ²	Total Net Debt Service Payment ³
2021	-	-	-	-	-
2022	-	-	-	-	-
2023	-	-	-	-	-
2024	2,190,367	1,100,000	3,290,367	(3,290,367)	-
2025	2,250,602	1,039,765	3,290,367	(3,290,367)	-
2026	2,312,494	977,873	3,290,367	(3,290,367)	-
2027	2,376,087	914,280	3,290,367	(3,290,367)	-
2028	2,441,430	848,937	3,290,367	(3,290,367)	-
2029	2,508,569	781,798	3,290,367	(3,290,367)	-
2030	2,577,554	712,812	3,290,367	(3,290,367)	-
2031	2,648,437	641,930	3,290,367	(3,290,367)	-
2032	2,721,269	569,098	3,290,367	(3,290,367)	-
2033	2,796,104	494,263	3,290,367	(3,290,367)	-
2034	2,872,997	417,370	3,290,367	(3,290,367)	-
2035	2,952,004	338,362	3,290,367	(3,290,367)	-
2036	3,033,185	257,182	3,290,367	(3,290,367)	-
2037	3,116,597	173,770	3,290,367	(3,290,367)	-
2038	3,202,304	88,063	3,290,367	(3,290,367)	-
2039	-	-	-	-	-
2040	-	-	-	-	-
2041	-	-	-	-	-
2042	-	-	-	-	-
2043	-	-	-	-	-
2044	-	-	-	-	-
2045	-	-	-	-	-
2046	-	-	-	-	-
	40,000,000	9,355,504	49,355,504	(49,355,504)	-

¹ Assumes \$40.0 million to be issued in FY 2023 at 2.75% interest and amortized over fifteen years. After Debt Service Reserve Fund and Residual Fund there is a project fund of \$34.9 million.

² Budget reflects dedication of two cent of gas tax to Trustee for motor fuel bonds. Amount shown is amount payable on bonds, but bond documents covenant two full cents flow to Trustee for coverage purposes.

³ Debt service reserve fund will be available upon full repayment of all motor fuel bonds.

Appendix C

Projected Debt Service on Proposed Debt Issuance Reamortization of 195 Land Debt

Fiscal Year	Principal ¹	Interest	Total Projected Debt Service	Estimated Offsets	Total Projected Net Debt Service
2021	-	-	-	-	-
2022	-	-	-	-	-
2023	-	-	-	-	-
2024	2,389,908	1,503,000	3,892,908	-	3,892,908
2025	2,509,403	1,383,505	3,892,908	-	3,892,908
2026	2,634,873	1,258,034	3,892,908	-	3,892,908
2027	2,766,617	1,126,291	3,892,908	-	3,892,908
2028	2,904,948	987,960	3,892,908	-	3,892,908
2029	3,050,195	842,713	3,892,908	-	3,892,908
2030	3,202,705	690,203	3,892,908	-	3,892,908
2031	3,362,840	530,068	3,892,908	-	3,892,908
2032	3,530,982	361,926	3,892,908	-	3,892,908
2033	3,707,531	185,377	3,892,908	-	3,892,908
2034	-	-	-	-	-
2035	-	-	-	-	-
2036	-	-	-	-	-
2037	-	-	-	-	-
2038	-	-	-	-	-
2039	-	-	-	-	-
2040	-	-	-	-	-
2041	-	-	-	-	-
2042	-	-	-	-	-
2043	-	-	-	-	-
2044	-	-	-	-	-
2045	-	-	-	-	-
2046	-	-	-	-	-
	30,060,000	8,869,075	38,929,075	-	38,929,075

¹ Assumes issuance of \$31.99 million in FY 2023 at an interest rate of 5.0%. The principal amount would be reduced by the amount of proceeds from land sales which is unknown at this time. This reflects a reamortization of an existing balloon payment due in 2023 for an additional ten years.

Appendix C

Summary - All Outstanding and Projected Debt Service Payments (Excluding Performance-Based Agreements)

Fiscal Year	Principal	Interest	Total Gross Debt Service	Less: Offsets	Excess Two Cents Gas Tax under Trustee ¹	Net Debt Service Payable ²
2021	171,940,000	77,941,215	249,881,215	(3,898,161)	(5,361,250)	240,621,804
2022	167,204,968	70,025,132	237,230,099	(4,570,380)	(5,362,250)	227,297,470
2023	176,675,260	86,111,516	262,786,776	(4,488,045)	(5,363,250)	252,935,481
2024	190,668,680	89,044,761	279,713,442	(4,243,248)	(8,649,117)	266,821,076
2025	182,864,809	90,400,728	273,265,537	(4,239,429)	(8,173,867)	260,852,241
2026	186,538,784	91,150,000	277,688,784	(4,241,860)	(8,175,867)	265,271,057
2027	180,726,653	91,993,366	272,720,020	(4,241,984)	(4,896,867)	263,581,169
2028	158,352,513	93,172,581	251,525,095	(4,238,551)	(3,290,367)	243,996,177
2029	143,783,748	95,201,457	238,985,205	(4,241,452)	(3,290,367)	231,453,386
2030	153,218,602	97,337,841	250,556,443	(4,240,190)	(3,290,367)	243,025,886
2031	146,224,620	99,177,138	245,401,757	(4,239,634)	(3,290,367)	237,871,757
2032	158,291,398	101,156,068	259,447,466	(4,240,372)	(3,290,367)	251,916,727
2033	151,783,485	103,022,872	254,806,357	(3,026,865)	(3,290,367)	248,489,125
2034	157,673,079	105,136,761	262,809,840	(3,024,365)	(3,290,367)	256,495,108
2035	163,162,790	106,775,349	269,938,139	(3,027,234)	(3,290,367)	263,620,538
2036	165,476,762	108,073,439	273,550,201	(3,026,333)	(3,290,367)	267,233,501
2037	173,280,341	109,362,142	282,642,482	(3,026,661)	(3,290,367)	276,325,454
2038	175,436,046	110,090,846	285,526,892	(3,028,010)	(3,290,367)	279,208,515
2039	174,848,382	110,642,689	285,491,071	(3,027,715)	-	282,463,355
2040	177,685,754	111,084,271	288,770,025	(3,022,917)	-	285,747,108
2041	180,656,495	111,182,031	291,838,526	(3,023,615)	-	288,814,911
2042	184,057,805	110,918,972	294,976,777	(3,024,381)	-	291,952,396
2043	179,925,037	110,486,701	290,411,738	-	-	290,411,738
2044	177,238,422	110,240,449	287,478,872	-	-	287,478,872
2045	173,089,462	110,128,528	283,217,990	-	-	283,217,990
2046	175,000,000	110,224,055	285,224,055	-	-	285,224,055
	4,425,803,897	2,610,080,909	7,035,884,806	(81,381,404)	(82,176,504)	6,872,326,899

¹ Reflects amounts payable on net tax-supported debt, including projected issuance. Excludes performance-based obligations that are shown on subsequent schedules.

² Budget reflects dedication of two cent of gas tax to Trustee for motor fuel bonds. Amount shown is the amount payable on the bonds but bond documents covenant that a full two cents of gas tax proceeds flow to the Trustee for coverage purposes.

Appendix C

**Outstanding Debt Service Payments
Performance-Based State Obligation
RI Economic Development Corporation - Fidelity I**

Fiscal Year	Principal ¹	Interest	Total Lease Payment	Less: Debt Service Reserve Fund	Total Net Lease Payment
2021	2,374,248	149,568	2,523,816	(2,523,816)	-
2022	-	-	-	-	-
2023	-	-	-	-	-
2024	-	-	-	-	-
2025	-	-	-	-	-
2026	-	-	-	-	-
2027	-	-	-	-	-
2028	-	-	-	-	-
2029	-	-	-	-	-
2030	-	-	-	-	-
2031	-	-	-	-	-
2032	-	-	-	-	-
2033	-	-	-	-	-
2034	-	-	-	-	-
2035	-	-	-	-	-
2036	-	-	-	-	-
2037	-	-	-	-	-
2038	-	-	-	-	-
2039	-	-	-	-	-
2040	-	-	-	-	-
2041	-	-	-	-	-
2042	-	-	-	-	-
2043	-	-	-	-	-
2044	-	-	-	-	-
2045	-	-	-	-	-
2046	-	-	-	-	-
	2,374,248	149,568	2,523,816	(2,523,816)	-

¹ Assumes carry-over credits are available in any year that the job rent credits are not fully achieved.

Appendix C

Outstanding Debt Service Payments Performance-Based State Obligation RI Economic Development Corporation - Fidelity II

Fiscal Year	Principal	Interest	Gross Lease Payment	Less: Revenues Pledged ¹	Net Lease Payment
2021	590,410	363,644	954,054	(954,054)	-
2022	633,928	320,126	954,054	(604,054)	350,000
2023	680,655	273,398	954,053	-	954,053
2024	730,827	223,227	954,054	-	954,054
2025	784,697	169,357	954,054	-	954,054
2026	842,537	111,517	954,054	-	954,054
2027	904,641	49,413	954,054	-	954,054
2028	-	-	-	-	-
2029	-	-	-	-	-
2030	-	-	-	-	-
2031	-	-	-	-	-
2032	-	-	-	-	-
2033	-	-	-	-	-
2034	-	-	-	-	-
2035	-	-	-	-	-
2036	-	-	-	-	-
2037	-	-	-	-	-
2038	-	-	-	-	-
2039	-	-	-	-	-
2040	-	-	-	-	-
2041	-	-	-	-	-
2042	-	-	-	-	-
2043	-	-	-	-	-
2044	-	-	-	-	-
2045	-	-	-	-	-
2046	-	-	-	-	-
	5,167,695	1,510,682	6,678,377	(1,558,108)	5,120,269

¹ Offsets based on lower projected job rent credits from the State based on actual jobs in FY 2019 and estimates provided by Fidelity.

Appendix C

Outstanding Debt Service Payments Performance-Based State Obligation RI Economic Development Corporation - Fleet

Fiscal Year	Principal	Interest	Total Debt Service Payment	Less: Revenues Pledged ¹	Total Net State Payment
2021	570,000	373,651	943,651	(943,651)	-
2022	615,000	329,513	944,513	(944,513)	-
2023	660,000	281,760	941,760	(941,760)	-
2024	715,000	228,583	943,583	(943,583)	-
2025	770,000	175,808	945,808	(945,808)	-
2026	825,000	116,482	941,482	(941,482)	-
2027	895,000	51,368	946,368	(946,368)	-
2028	-	-	-	-	-
2029	-	-	-	-	-
2030	-	-	-	-	-
2031	-	-	-	-	-
2032	-	-	-	-	-
2033	-	-	-	-	-
2034	-	-	-	-	-
2035	-	-	-	-	-
2036	-	-	-	-	-
2037	-	-	-	-	-
2038	-	-	-	-	-
2039	-	-	-	-	-
2040	-	-	-	-	-
2041	-	-	-	-	-
2042	-	-	-	-	-
2043	-	-	-	-	-
2044	-	-	-	-	-
2045	-	-	-	-	-
2046	-	-	-	-	-
	5,050,000	1,557,165	6,607,165	(6,607,165)	-

¹ Assumes no state obligation, which is \$1,000 per FTE in excess of the first 1,000 new FTE's employed, up to a maximum credit equal to approximately 31% of the total debt service on the bonds. Of the \$11 million of bonds issued, the State's obligation to pay job rent credits, if all conditions are met, relates only to \$3.4 million, or 31%.

Appendix C

Summary - All Outstanding and Projected Debt Service Payments (Including Performance-Based Agreements)

Fiscal Year	Principal	Interest	Gross Debt Service	Less: Offsets & Self Supporting	Excess Two Cents Gas Tax under Trustee ¹	Net Debt Service Payable ²
2021	175,474,658	78,828,078	254,302,736	(8,319,682)	(5,361,250)	240,621,804
2022	168,453,896	70,674,771	239,128,666	(6,118,947)	(5,362,250)	227,647,470
2023	178,015,915	86,666,674	264,682,589	(5,429,805)	(5,363,250)	253,889,534
2024	192,114,507	89,496,571	281,611,079	(5,186,831)	(8,649,117)	267,775,130
2025	184,419,506	90,745,893	275,165,399	(5,185,237)	(8,173,867)	261,806,295
2026	188,206,321	91,377,999	279,584,320	(5,183,342)	(8,175,867)	266,225,111
2027	182,526,294	92,094,147	274,620,442	(5,188,352)	(4,896,867)	264,535,223
2028	158,352,513	93,172,581	251,525,095	(4,238,551)	(3,290,367)	243,996,177
2029	143,783,748	95,201,457	238,985,205	(4,241,452)	(3,290,367)	231,453,386
2030	153,218,602	97,337,841	250,556,443	(4,240,190)	(3,290,367)	243,025,886
2031	146,224,620	99,177,138	245,401,757	(4,239,634)	(3,290,367)	237,871,757
2032	158,291,398	101,156,068	259,447,466	(4,240,372)	(3,290,367)	251,916,727
2033	151,783,485	103,022,872	254,806,357	(3,026,865)	(3,290,367)	248,489,125
2034	157,673,079	105,136,761	262,809,840	(3,024,365)	(3,290,367)	256,495,108
2035	163,162,790	106,775,349	269,938,139	(3,027,234)	(3,290,367)	263,620,538
2036	165,476,762	108,073,439	273,550,201	(3,026,333)	(3,290,367)	267,233,501
2037	173,280,341	109,362,142	282,642,482	(3,026,661)	(3,290,367)	276,325,454
2038	175,436,046	110,090,846	285,526,892	(3,028,010)	(3,290,367)	279,208,515
2039	174,848,382	110,642,689	285,491,071	(3,027,715)	0	282,463,355
2040	177,685,754	111,084,271	288,770,025	(3,022,917)	0	285,747,108
2041	180,656,495	111,182,031	291,838,526	(3,023,615)	0	288,814,911
2042	184,057,805	110,918,972	294,976,777	(3,024,381)	0	291,952,396
2043	179,925,037	110,486,701	290,411,738	0	0	290,411,738
2044	177,238,422	110,240,449	287,478,872	0	0	287,478,872
4,090,306,377	2,392,945,741	6,483,252,118	(92,070,493)	(82,176,504)	6,309,005,122	

¹ Budget reflects dedication of two cent of gas tax to Trustee for motor fuel bonds. Amount shown is the amount payable on the bonds, but bond documents covenant that a full two cents of gas tax proceeds flow to the Trustee for coverage purposes.

² Reflects amounts payable on net tax-supported debt, including projected issuance and performance-based obligations.

Appendix D
Transportation GARVEE
Bonds

Appendix D

Outstanding Debt Service on Non-State Debt RI Commerce Corporation - GARVEE

Fiscal Year	Principal ¹	Interest	Projected Debt Service	Less: Federal Funds	Total General Revenue Commitment
2021	37,305,000	28,214,081	65,519,081	(65,519,081)	-
2022	39,170,000	26,647,750	65,817,750	(65,817,750)	-
2023	41,125,000	24,689,250	65,814,250	(65,814,250)	-
2024	43,180,000	22,633,000	65,813,000	(65,813,000)	-
2025	41,860,000	20,574,000	62,434,000	(62,434,000)	-
2026	43,950,000	18,481,000	62,431,000	(62,431,000)	-
2027	46,150,000	16,283,500	62,433,500	(62,433,500)	-
2028	48,455,000	13,976,000	62,431,000	(62,431,000)	-
2029	50,880,000	11,553,250	62,433,250	(62,433,250)	-
2030	53,425,000	9,009,250	62,434,250	(62,434,250)	-
2031	56,090,000	6,338,000	62,428,000	(62,428,000)	-
2032	16,395,000	3,533,500	19,928,500	(19,928,500)	-
2033	17,215,000	2,713,750	19,928,750	(19,928,750)	-
2034	18,080,000	1,853,000	19,933,000	(19,933,000)	-
2035	18,980,000	949,000	19,929,000	(19,929,000)	-
2036	-	-	-	-	-
2037	-	-	-	-	-
2038	-	-	-	-	-
2039	-	-	-	-	-
2040	-	-	-	-	-
2041	-	-	-	-	-
572,260,000	207,448,331	779,708,331	(779,708,331)	-	

¹ Includes issuances in 2003, 2006, 2009, 2016 and 2020.

Appendix E
State of Rhode Island
Bond Referenda

Appendix E - Bond Referenda

State of Rhode Island Bond Referenda, 1972-2021

Election and Question	Presented	Votes		Votes	
		Approved	Percent	Rejected	Percent
<u>November 7, 1972</u>					
School Bonds	\$10,000,000	168,582	56.31%	130,822	43.69%
Health Facilities Bonds	11,000,000	223,882	71.75%	88,158	28.25%
Social Services Bonds	8,200,000	162,543	55.54%	130,117	44.46%
Park Bond Facilities	1,100,000	160,268	55.42%	128,894	44.58%
Sewage Facilities Bonds	2,000,000	179,503	61.29%	113,351	38.71%
Redevelopment Bonds	6,000,000	119,149	42.73%	159,697	57.27%
State Buildings Bonds	8,400,000	103,311	37.20%	174,419	62.80%
Transportation	9,300,000	112,860	40.26%	167,502	59.74%
Total Presented	\$56,000,000				
Total Approved	\$32,300,000				
<u>November 5, 1974</u>					
Correction Facilities	\$9,500,000	110,709	45.53%	132,450	54.47%
State Properties	1,400,000	71,956	30.98%	160,314	69.02%
Rehabilitative Services	1,455,000	127,732	52.25%	116,736	47.75%
MHRH	15,000,000	159,264	61.59%	99,310	38.41%
Transportation	16,100,000	95,630	38.98%	149,707	61.02%
Parks, Recreation, Conservation	650,000	130,267	54.51%	108,717	45.49%
Health Facilities	6,750,000	116,998	48.96%	121,978	51.04%
State Water Supply	3,000,000	110,196	47.19%	123,302	52.81%
Educational Facilities	11,400,000	106,535	44.93%	130,587	55.07%
Solid Waste Management	1,700,000	112,373	48.56%	119,049	51.44%
Board of Regents	10,000,000	98,597	43.35%	128,840	56.65%
Total Presented	\$76,955,000				
Total Approved	\$17,105,000				
<u>June 24, 1975</u>					
Transportation	\$14,000,000	49,732	64.70%	27,139	35.30%
Health Facilities	14,000,000	52,336	68.08%	24,537	31.92%
Education Facilities	9,500,000	43,815	58.13%	31,558	41.87%
Health Lab Building	2,750,000	49,084	64.83%	26,633	35.17%
Total Presented	\$40,250,000				
Total Approved	\$40,250,000				
<u>November 2, 1976</u>					
Vietnam Veterans' Bond	\$10,000,000	192,856	57.87%	140,373	42.13%
Transportation	1,700,000	115,696	39.18%	179,632	60.82%
Corrections	13,900,000	128,392	42.32%	174,957	57.68%
State Properties	2,000,000	75,248	26.55%	208,159	73.45%
MHRH	14,700,000	222,476	69.03%	99,814	30.97%
Roads and Bridges	6,886,000	136,841	45.42%	164,453	54.58%
Public Transportation	2,114,000	122,051	41.78%	170,049	58.22%
Parks, Recreation, Conservation	1,250,000	142,299	48.21%	152,888	51.79%
Health Facilities	9,000,000	160,569	54.05%	136,488	45.95%
State Water Supply	3,800,000	132,503	45.26%	160,243	54.74%
Educational Facilities	12,700,000	143,286	49.46%	146,422	50.54%
Solid Waste Management	700,000	102,460	37.11%	173,651	62.89%
Firefighting Training	1,000,000	102,268	36.50%	177,886	63.50%
Total Presented	\$79,750,000				
Total Approved	\$33,700,000				

Appendix E - Bond Referenda

State of Rhode Island Bond Referenda, 1972-2021

Election and Question	Presented	Votes		Votes	
		Approved	Percent	Rejected	Percent
<u>June 28, 1977</u>					
Correctional Facilities - Intake	\$6,000,000	33,072	51.40%	31,270	48.60%
Transportation	<u>41,500,000</u>	42,203	64.51%	23,215	35.49%
Total Presented	\$47,500,000				
Total Approved	\$47,500,000				
<u>November 7, 1978</u>					
Blackstone Valley Project	\$2,000,000	77,353	34.08%	149,604	65.92%
Veterans Cemetery	3,250,000	97,416	39.62%	148,450	60.38%
Correctional Facilities	750,000	88,388	38.37%	141,994	61.63%
MHRH	11,700,000	145,660	58.81%	102,036	41.19%
State Properties	3,000,000	54,014	24.12%	169,919	75.88%
Health Facilities	10,000,000	109,757	47.02%	123,668	52.98%
Water Supply	4,300,000	96,314	41.91%	133,493	58.09%
Educational Facilities	16,180,000	101,483	42.57%	136,934	57.43%
Environmental Management	2,400,000	100,696	45.66%	119,836	54.34%
Transportation	<u>650,000</u>	94,763	43.21%	124,564	56.79%
Total Presented	\$54,230,000				
Total Approved	\$11,700,000				
<u>June 26, 1979</u>					
Economic Development	\$25,000,000	30,568	62.34%	18,466	37.66%
Environmental Quality	<u>15,000,000</u>	36,398	73.32%	13,247	26.68%
Total Presented	\$40,000,000				
Total Approved	\$40,000,000				
<u>July 22, 1980</u>					
Transportation	\$8,600,000	22,558	56.38%	17,450	43.62%
Vocational Education	1,175,000	21,256	53.39%	18,560	46.61%
Energy Conservation	7,400,000	16,752	42.72%	22,458	57.28%
Correctional Facilities	5,830,000	10,530	27.05%	28,403	72.95%
Handicapped Accessiblity	5,250,000	21,259	53.40%	18,552	46.60%
Hazardous Substances	<u>3,000,000</u>	21,938	55.37%	17,680	44.63%
Total Presented	\$31,255,000				
Total Approved	\$18,025,000				
<u>November 4, 1980</u>					
Narragansett Bay Water Quality	\$87,700,000	215,614	67.66%	103,069	32.34%
State Water Supplies	5,230,000	184,829	62.10%	112,782	37.90%
MHRH	8,579,600	185,267	58.72%	130,251	41.28%
Children & Their Families	1,060,000	187,754	61.05%	119,788	38.95%
Educational Facilities	<u>5,965,000</u>	139,582	47.15%	156,460	52.85%
Total Presented	\$108,534,600				
Total Approved	\$102,569,600				

Appendix E - Bond Referenda

State of Rhode Island Bond Referenda, 1972-2021

Election and Question	Presented	Votes Approved	Percent	Votes Rejected	Percent
<u>November 2, 1982</u>					
Transportation	\$25,000,000	177,429	62.36%	107,088	37.64%
Farmland Preservation	2,000,000	181,465	64.96%	97,863	35.04%
Children & Their Families	3,100,000	169,125	61.77%	104,660	38.23%
Correctional Facilities	8,500,000	123,798	45.34%	149,239	54.66%
MHRH	4,600,000	181,643	64.55%	99,736	35.45%
Educational Facilities-El./Sec. Ed.	2,600,000	142,168	52.56%	128,330	47.44%
Educational Facilities-Higher Ed.	4,600,000	151,741	56.14%	118,537	43.86%
Environmental Management	600,000	182,602	62.12%	111,334	37.88%
Total Presented	\$51,000,000				
Total Approved	\$42,500,000				
<u>November 8, 1983</u>					
Correctional Facilities	\$5,000,000	59,206	58.71%	41,639	41.29%
Transportation	45,000,000	68,488	67.82%	32,492	32.18%
MHRH	8,500,000	69,616	68.02%	32,727	31.98%
Water Resources Board	10,100,000	54,997	55.63%	43,873	44.37%
Total Presented	\$68,600,000				
Total Approved	\$68,600,000				
<u>June 12, 1984</u>					
Strategic Development Program	\$90,000,000	30,604	20.17%	121,090	79.83%
Total Presented	\$90,000,000				
Total Approved	\$0				
<u>November 6, 1984</u>					
Educational Facilities-Higher Ed.	\$2,200,000	172,783	54.48%	144,345	45.52%
Educational Facilities-El./Sec. Ed.	2,600,000	200,229	64.68%	109,321	35.32%
Environmental Management	3,000,000	180,954	60.27%	119,299	39.73%
Emergency Telephone System	5,000,000	235,120	71.36%	94,370	28.64%
Environmental Response Fund	5,000,000	164,686	55.48%	132,166	44.52%
Sewerage/Water Supply Failure	5,000,000	170,158	56.58%	130,570	43.42%
MHRH	8,000,000	213,196	67.07%	104,693	32.93%
Transportation	9,975,000	178,054	58.59%	125,847	41.41%
Correctional Facilities	10,600,000	136,640	45.69%	162,443	54.31%
Heritage Capital Development	14,000,000	133,734	46.59%	153,301	53.41%
Total Presented	\$65,375,000				
Total Approved	\$40,775,000				

Appendix E - Bond Referenda

State of Rhode Island Bond Referenda, 1972-2021

Election and Question	Presented	Votes		Votes	
		Approved	Percent	Rejected	Percent
<u>November 5, 1985</u>					
State House Renovations	\$5,500,000	67,239	58.86%	46,997	41.14%
Handicapped Accessibility	5,000,000	70,871	61.48%	44,397	38.52%
Transportation	16,000,000	73,569	64.30%	40,842	35.70%
Heritage Capital Development	9,000,000	60,236	53.78%	51,763	46.22%
Refund of General Obligation	[40,700,000]	73,419	65.24%	39,113	34.76%
Underground Storage Tank	1,500,000	59,772	54.91%	49,079	45.09%
Agricultural Land Preservation	2,000,000	72,003	64.85%	39,030	35.15%
MHRH	12,680,000	80,818	69.19%	35,988	30.81%
Asbestos/Dangerous Products	20,000,000	68,977	61.23%	43,679	38.77%
Total Presented	\$71,680,000				
Total Approved	\$71,680,000				
<u>November 4, 1986</u>					
Clean Water Act Environ. Trust	\$35,000,000	204,272	76.59%	62,435	23.41%
Blackstone Valley District	17,200,000	156,857	61.98%	96,226	38.02%
Water Resources	13,600,000	158,223	63.31%	91,707	36.69%
Environmental Management	16,000,000	160,287	63.02%	94,054	36.98%
MHRH	11,690,000	166,926	69.57%	73,026	30.43%
Human Services	2,600,000	162,367	67.31%	78,867	32.69%
Children & Their Families	6,500,000	163,502	68.15%	76,430	31.85%
Hazardous Substances	2,000,000	167,772	69.60%	73,286	30.40%
Educational Facilities-Higher Ed.	8,700,000	156,967	65.12%	84,076	34.88%
Transportation	<u>57,490,000</u>	155,421	64.76%	84,592	35.24%
Total Presented	\$170,780,000				
Total Approved	\$170,780,000				
<u>November 3, 1987</u>					
Open Space and Recreational Areas	<u>\$65,200,000</u>	74,516	77.40%	21,756	22.60%
Total Presented	\$65,200,000				
Total Approved	\$65,200,000				
<u>November 8, 1988</u>					
Water Resources	\$10,000,000	262,956	84.31%	48,941	15.69%
Environmental Management	2,000,000	224,640	74.84%	75,524	25.16%
MHRH	29,142,500	247,810	76.91%	74,398	23.09%
MHRH- Substance Abuse Treatment Fac	3,200,000	222,866	73.23%	81,480	26.77%
Historic Preservation Commission	2,500,000	186,276	61.32%	117,502	38.68%
Rhode Island Aqua Fund	15,000,000	225,944	74.65%	76,742	25.35%
Educational Facilities-Higher Ed.	17,700,000	235,523	73.72%	83,964	26.28%
Transportation	<u>98,580,000</u>	211,832	67.84%	100,415	32.16%
Total Presented	\$178,122,500				
Total Approved	\$178,122,500				

Appendix E - Bond Referenda

State of Rhode Island Bond Referenda, 1972-2021

Election and Question	Presented	Votes Approved	Percent	Votes Rejected	Percent
<u>November 7, 1989</u>					
Historic Preservation Commission	4,500,000	60,296	54.75%	49,837	45.25%
Environmental Management	74,500,000	70,920	64.17%	39,598	35.83%
Transportation	3,000,000	71,819	65.61%	37,652	34.39%
MHRH	17,500,000	75,618	67.34%	36,670	32.66%
Cross-Bay Pipeline	15,000,000	29,737	27.03%	80,283	72.97%
Total Presented	\$114,500,000				
Total Approved	\$99,500,000				
<u>November 6, 1990</u>					
MHRH	\$41,850,000	203,100	66.02%	104,533	33.98%
Transportation	92,100,000	172,451	57.55%	127,184	42.45%
Educational Facilities-Higher Ed.	7,000,000	190,601	65.54%	100,218	34.46%
Environmental Management-Agric.Pres.	2,000,000	185,956	62.64%	110,902	37.36%
Clean Water Act Environ. Trust	35,000,000	204,978	70.71%	84,923	29.29%
Reallocate NBC to BSV and Pawtuxet	[15,000,000]	171,645	59.27%	117,974	40.73%
State Facilities-Asset Protection	19,445,540	152,677	53.99%	130,119	46.01%
Economic Development	3,500,000	131,987	46.58%	151,372	53.42%
Total Presented	\$200,895,540				
Total Approved	\$197,395,540				
<u>November 3, 1992</u>					
Transportation	\$12,000,000	173,812	52.21%	159,067	47.79%
Rhode Island Historical Society	2,500,000	112,236	34.82%	210,052	65.18%
State Facilities	9,500,000	108,679	36.02%	193,012	63.98%
Historic Preservation	4,500,000	130,048	39.88%	196,087	60.12%
R.I. Housing and Conservation Trust	10,000,000	133,789	41.38%	189,514	58.62%
Narragansett Bay Water Quality	15,000,000	181,193	55.42%	145,726	44.58%
Total Presented	\$53,500,000				
Total Approved	\$27,000,000				
<u>November 8, 1994</u>					
Transportation	\$56,500,000	169,839	58.26%	121,675	41.74%
Rhode Island Historical Preservation	4,500,000	133,488	44.67%	165,363	55.33%
Correctional Facilities	3,800,000	105,062	35.38%	191,894	64.62%
Elementary & Secondary Education	29,000,000	151,692	50.51%	148,600	49.49%
State House	5,000,000	128,562	44.40%	161,007	55.60%
Total Presented	\$98,800,000				
Total Approved	\$85,500,000				
<u>November 5, 1996</u>					
Transportation	80,180,000	179,989	56.19%	140,360	43.81%
Higher Education-Telecommunication	40,600,000	172,546	53.63%	149,163	46.37%
Higher Education Facilities	33,803,485	173,163	54.14%	146,698	45.86%
Quonset Point/Davisville	72,000,000	196,530	60.29%	129,420	39.71%
Environmental Management	4,000,000	179,203	57.02%	135,053	42.98%
Brownsfield Loan Program	5,000,000	112,494	37.16%	190,231	62.84%
Asset Protection	18,500,000	125,091	41.15%	178,929	58.85%
Total Presented	254,083,485				
Total Approved	230,583,485				

Appendix E - Bond Referenda

State of Rhode Island Bond Referenda, 1972-2021

Election and Question	Presented	Votes Approved	Percent	Votes Rejected	Percent
<u>November 3, 1998</u>					
Transportation	65,700,000	178,389	68.21%	83,148	31.79%
Higher Education Facilities	20,990,000	177,916	67.75%	84,710	32.25%
Environmental Management	15,000,000	173,332	67.78%	82,409	32.22%
Total Presented	101,690,000				
Total Approved	101,690,000				
<u>November 7, 2000</u>					
Environmental Management	34,000,000	252,364	73.38%	91,566	26.62%
Clean Water Finance Agency	60,000,000	260,362	75.35%	85,157	24.65%
Transportation	62,510,000	231,745	68.10%	108,536	31.90%
Higher Education Facilities	36,950,000	232,066	67.46%	111,930	32.54%
Heritage Harbor Museum	25,000,000	168,808	49.29%	173,657	50.71%
Total Presented	218,460,000				
Total Approved	193,460,000				
<u>November 5, 2002</u>					
State Police Headquarters Facility and State Municipal Fire Academy	55,000,000	183,839	60.42%	120,452	39.58%
Preservation, Recreation and Heritage	14,000,000	167,398	55.51%	134,149	44.49%
Transportation	63,500,000	219,067	72.81%	81,811	27.19%
Quonset Point/Davisville	11,000,000	137,453	46.22%	159,923	53.78%
Total Presented	143,500,000				
Total Approved	132,500,000				
<u>November 2, 2004</u>					
Transportation	66,520,000	245,153	66.48%	123,583	33.52%
Regional Career and Technical Schools	15,000,000	207,005	56.50%	159,387	43.50%
Higher Education Residence Halls	50,000,000	188,805	51.22%	179,814	48.78%
Cranston Street Armory	12,300,000	122,125	33.67%	240,536	66.33%
Emergency Water Interconnect	10,000,000	247,845	67.69%	118,283	32.31%
Open Space, Recreation, Bay and Watershed Protection	70,000,000	262,486	70.78%	108,347	29.22%
Pell Library-Undersea Exploration Ctr	14,000,000	185,045	50.59%	180,721	49.41%
Athletic Center/Meade Stadium	6,700,000	117,971	32.50%	244,988	67.50%
Historic Preservation	3,000,000	205,267	56.00%	161,259	44.00%
Rehab of State owned Facilities	46,500,000	169,311	46.74%	192,923	53.26%
URI Biotechnology Center	50,000,000	214,811	57.94%	155,914	42.06%
Quonset Point/Davisville	48,000,000	206,243	56.33%	159,882	43.67%
Total Presented	392,020,000				
Total Approved	326,520,000				

Appendix E - Bond Referenda

State of Rhode Island Bond Referenda, 1972-2021

Election and Question	Presented	Votes Approved	Percent	Votes Rejected	Percent
<u>November 7, 2006</u>					
Higher Education Bonds	72,790,000	230,174	62.02%	140,939	37.98%
Transportation Bonds	80,000,000	276,350	75.42%	90,079	24.58%
Roger Williams Park Zoo Bonds	11,000,000	248,874	67.82%	118,081	32.18%
Fort Adams Rec and Restoration Bonds	4,000,000	179,635	49.44%	183,709	50.56%
DEM Bonds	3,000,000	219,272	60.77%	141,531	39.23%
Affordable Housing Bonds	50,000,000	241,517	66.03%	124,268	33.97%
Total Presented	220,790,000				
Total Approved	216,790,000				
<u>November 4, 2008</u>					
Open Space and Recreational Development	2,500,000	275,541	68.01%	129,578	31.99%
Transportation Bonds	87,215,000	313,394	76.71%	95,134	23.29%
Total Presented	89,715,000				
Total Approved	89,715,000				
<u>November 2, 2010</u>					
Higher Education Facilities Bonds	78,000,000	175,978	55.23%	142,632	44.77%
Transportation Bonds	84,700,000	233,182	73.13%	85,660	26.87%
Open Space and Recreation Bonds	14,700,000	205,218	64.63%	112,310	35.37%
Total Presented	177,400,000				
Total Approved	177,400,000				
<u>November 6, 2012</u>					
Higher Education Facilities Bonds	50,000,000	262,307	66.19%	133,981	33.81%
Veterans' Home Bonds	94,000,000	304,287	77.34%	89,130	22.66%
Clean Water Bonds	20,000,000	298,330	74.50%	102,097	25.50%
Environmental Management Bonds	20,000,000	276,924	69.83%	119,659	30.17%
Affordable Housing Bonds	25,000,000	246,132	61.60%	153,413	38.40%
Total Presented	209,000,000				
Total Approved	209,000,000				
<u>November 4, 2014</u>					
Higher Education Facilities Bonds	125,000,000	186,616	63.60%	107,016	36.40%
Creative and Cultural Economy Bonds	30,000,000	185,917	60.60%	121,026	39.40%
Mass Transit Hub Infrastructure Bonds	35,000,000	175,160	60.20%	116,028	39.80%
Clean Water, Open Space and Healthy Communities Bonds	53,000,000	214,865	71.20%	86,885	28.80%
Total Presented	243,000,000				
Total Approved	243,000,000				
<u>November 8, 2016</u>					
Veterans Home Bonds	27,000,000	356,337	83.90%	68,406	16.10%
Leveraging Higher Education to Create 21st Century Jobs Bonds	45,500,000	248,708	59.50%	169,408	40.50%
Port Infrastructure Bonds	70,000,000	264,056	63.30%	153,132	36.70%
Green Economy Bonds	35,000,000	284,408	67.60%	136,205	32.40%
Housing Opportunity Bonds	50,000,000	245,135	58.00%	177,218	42.00%
Total Presented	227,500,000				
Total Approved	227,500,000				

Appendix E - Bond Referenda

State of Rhode Island Bond Referenda, 1972-2021

Election and Question	Presented	Votes		Votes	
		Approved	Percent	Rejected	Percent
<u>November 6, 2018</u>					
Rhode Island School Buildings	250,000,000	271,259	76.70%	82,517	23.30%
Higher Education Facilities	70,000,000	208,714	59.50%	142,240	40.50%
Green Economy Bonds	47,300,000	277,976	78.90%	74,536	21.10%
Total Presented	367,300,000				
Total Approved	367,300,000				
<u>March 2, 2021</u>					
Higher Education Facilities	107,300,000	62,737	59.40%	42,919	40.60%
Beach, Clean Water and Green Bond	74,000,000	82,514	78.30%	22,843	21.70%
Housing and Community Opportunity	65,000,000	69,165	66.00%	35,581	34.00%
Transportation Infrastructure	71,700,000	85,195	80.70%	20,405	19.30%
Early Care & Education Capital Fund	15,000,000	70,516	66.80%	35,061	33.20%
Arts, Economy & State Preservation Grants	7,000,000	63,955	60.70%	41,471	39.30%
Industrial Facilities Infrastructure	60,000,000	61,955	58.90%	43,208	41.10%
Total Presented	400,000,000				
Total Approved	400,000,000				

Appendix F
Analysis of Bond
Authorizations

Appendix F - Analysis of Bond Authorizations

Analysis of Debt Authorizations, Debt Issuances, and Authorized But Unissued Debt By Agency and Categorical Function - Fiscal Years 1979 - 2021

Direct Debt and Guaranteed Debt	Statutory Authority	Total During Period 1979 - 2020 (1/1/2020)				Unissued as of March 2021
		Amount of Voter Authorizations	Amounts Extinguished or Reallocated	Premium Allocation from 2007 transaction	Amounts Issued	
General Government						
Land acquisition - Industrial Development	Ch. 157-P.L. of 1979	25,000,000	(4,925)	-	24,995,075	-
Handicapped Accessibility Improvements	Ch. 166-P.L. of 1980	5,250,000	-	-	5,250,000	-
Asbestos Abatement	Ch. 366-P.L. of 1985	20,000,000	(15,495,000)	-	4,505,000	-
Handicapped Accessibility Improvements	Ch. 367-P.L. of 1985	5,000,000	(985)	-	4,999,015	-
State House Renovations	Ch. 367-P.L. of 1985	5,500,000	(4,418)	-	5,495,582	-
State Facilities	Ch. 434-P.L. of 1990	19,445,540	(540)	-	19,445,000	-
Quonset Point/Davisville	Ch. 100-P.L. of 1996	72,000,000	-	-	72,000,000	-
Quonset Point/Davisville	Ch. 595-P.L. of 2004	48,000,000	-	(190,000)	47,810,000	-
Affordable Housing	Ch. 246-P.L. of 2006	50,000,000	-	-	50,000,000	-
Affordable Housing	Ch. 241-P.L. of 2012	25,000,000	-	-	25,000,000	-
Quonset Point/Davisville/Port Infrastructure	Ch. 142-P.L. of 2016	70,000,000	-	-	59,500,000	10,500,000
Affordable Housing/Blight Remediation	Ch. 142-P.L. of 2016	50,000,000	-	-	30,000,000	20,000,000
Housing and Community Opportunity	Ch. 080-P.L. of 2020	65,000,000	-	-	-	65,000,000
Industrial Facilities Infrastructure	Ch. 080-P.L. of 2020	60,000,000	-	-	-	60,000,000
Subtotal		520,195,540	(15,505,868)	(190,000)	348,999,672	155,500,000
Human Services						
Mental Health, Retardation and Hospitals	Ch. 163-P.L. of 1980	8,579,600	(4,600)	-	8,575,000	-
Children and Their Families	Ch. 163-P.L. of 1980	1,060,000	-	-	1,060,000	-
Mental Health, Retardation and Hospitals	Ch. 344-P.L. of 1982	4,600,000	-	-	4,600,000	-
Children and Their Families	Ch. 344-P.L. of 1982	3,100,000	(38,790)	-	3,061,210	-
Mental Health, Retardation and Hospitals	Ch. 332-P.L. of 1983	8,500,000	-	-	8,500,000	-
Mental Health, Retardation and Hospitals	Ch. 156-P.L. of 1984	8,000,000	(5,736)	-	7,994,264	-
Mental Health, Retardation and Hospitals	Ch. 367-P.L. of 1985	12,680,000	(9,008)	-	12,670,992	-
Mental Health, Retardation and Hospitals	Ch. 419-P.L. of 1986	11,690,000	-	-	11,690,000	-
Children and Their Families	Ch. 419-P.L. of 1986	6,500,000	(15,000)	-	6,485,000	-
Human Services	Ch. 419-P.L. of 1986	2,600,000	-	-	2,600,000	-
Mental Health, Retardation and Hospitals	Ch. 449-P.L. of 1988	29,142,500	(2,500)	-	29,140,000	-
Residential Substance Treatment Facilities	Ch. 628-P.L. of 1988	3,200,000	-	-	3,200,000	-
Mental Health, Retardation and Hospitals	Ch. 552-P.L. of 1989	17,500,000	-	-	17,500,000	-
Mental Health, Retardation and Hospitals	Ch. 434-P.L. of 1990	41,850,000	(30,000)	-	41,820,000	-
Veterans' Home	Ch. 241-P.L. of 2012	94,000,000	(60,500,000)	-	33,500,000	-
Veterans' Home	Ch. 142-P.L. of 2016	27,000,000	-	-	27,000,000	-
Early Care & Education Capital Fund	Ch. 080-P.L. of 2020	15,000,000	-	-	-	15,000,000
Subtotal		295,002,100	(60,605,634)	-	219,396,466	15,000,000

Appendix F - Analysis of Bond Authorizations

Analysis of Debt Authorizations, Debt Issuances, and Authorized But Unissued Debt By Agency and Categorical Function - Fiscal Years 1979 - 2021

Direct Debt and Guaranteed Debt	Statutory Authority	Total During Period 1979 - 2020 (1/1/2020)				Unissued as of March 2021
		Amount of Voter Authorizations	Amounts Extinguished or Reallocated	Premium Allocation from 2007 transaction	Amounts Issued	
Education						
Vocational Education	Ch. 254-P.L. of 1980	1,175,000	-	-	1,175,000	-
Elementary and Secondary Education	Ch. 344-P.L. of 1982	2,600,000	-	-	2,600,000	-
Higher Education	Ch. 344-P.L. of 1982	4,600,000	-	-	4,600,000	-
Elementary and Secondary Education	Ch. 156-P.L. of 1984	2,600,000	(4,664)	-	2,595,336	-
Higher Education	Ch. 156-P.L. of 1984	2,200,000	(46)	-	2,199,954	-
Higher Education Facilities	Ch. 419-P.L. of 1986	8,700,000	(4,894)	-	8,695,106	-
Historic Preservation Commission	Ch. 449-P.L. of 1988	2,500,000	-	-	2,500,000	-
Higher Education Facilities	Ch. 449-P.L. of 1988	17,700,000	(25,000)	-	17,675,000	-
Historical Preservation Commission	Ch. 377-P.L. of 1989	4,500,000	(4,500,000)	-	-	-
Higher Education Facilities	Ch. 434-P.L. of 1990	7,000,000	-	-	7,000,000	-
Elementary and Secondary Education	Ch. 070-P.L. of 1994	29,000,000	-	(5,000)	28,995,000	-
Higher Education-Telecommunication	Ch. 100-P.L. of 1996	40,600,000	-	-	40,600,000	-
Higher Education Facilities	Ch. 100-P.L. of 1996	33,803,485	(3,485)	-	33,800,000	-
Higher Education Facilities	Ch. 031-P.L. of 1998	20,990,000	(2,685,000)	-	18,305,000	-
Higher Education Facilities	Ch. 055-P.L. of 2000	36,950,000	-	-	36,950,000	-
Regional Career and Tech Schools	Ch. 595-P.L. of 2004	15,000,000	-	-	15,000,000	-
Higher Education Residence Halls	Ch. 595-P.L. of 2004	50,000,000	-	(30,000)	49,970,000	-
Pell Library-Undersea Exploration Ctr	Ch. 595-P.L. of 2004	14,000,000	-	(87,000)	13,913,000	-
Historic Preservation	Ch. 595-P.L. of 2004	3,000,000	-	(16,000)	2,984,000	-
URI Biotechnology Center	Ch. 595-P.L. of 2004	50,000,000	-	(153,000)	49,847,000	-
Higher Education	Ch. 246-P.L. of 2006	72,790,000	-	(174,000)	72,616,000	-
Higher Education	Ch. 023-P.L. of 2010	78,000,000	-	-	78,000,000	-
Higher Education	Ch. 241-P.L. of 2012	50,000,000	-	-	50,000,000	-
Higher Education Facilities Bonds	Ch. 145-P.L. of 2014	125,000,000	-	-	125,000,000	-
Creative and Cultural Economy Bonds	Ch. 145-P.L. of 2014	35,000,000	-	-	34,500,000	500,000
Higher Education	Ch. 142-P.L. of 2016	45,500,000	-	-	38,000,000	7,500,000
Higher Education	Ch. 047-P.L. of 2018	70,000,000	-	-	10,000,000	60,000,000
School Buildings	Ch. 047-P.L. of 2018	250,000,000	-	-	100,000,000	150,000,000
Higher Education Facilities	Ch. 080-P.L. of 2020	107,300,000	-	-	107,300,000	-
Arts, Economy & State Preservation Grants	Ch. 080-P.L. of 2020	7,000,000	-	-	-	7,000,000
Subtotal		1,187,508,485	(7,223,089)	(465,000)	847,520,396	332,300,000
Public Safety						
Correctional Facilities	Ch. 150-P.L. of 1977	1,500,000	-	-	1,500,000	-
Corrections	Ch. 332-P.L. of 1983	5,000,000	-	-	5,000,000	-
Emergency Telephone System	Ch. 155-P.L. of 1984	5,000,000	(4,149,833)	-	850,167	-
State Police Headquarter Facility and	Ch. 065-P.L. of 2002	55,000,000	(40,070,000)	-	14,930,000	-

Appendix F - Analysis of Bond Authorizations

Analysis of Debt Authorizations, Debt Issuances, and Authorized But Unissued Debt By Agency and Categorical Function - Fiscal Years 1979 - 2021

Direct Debt and Guaranteed Debt	Statutory Authority	Total During Period 1979 - 2020 (1/1/2020)				Unissued as of March 2021
		Amount of Voter Authorizations	Amounts Extinguished or Reallocated	Premium Allocation from 2007 transaction	Amounts Issued	
State Municipal Fire Academy		66,500,000	(44,219,833)	-	22,280,167	-
Subtotal						
Natural Resources						
Blackstone Valley Sewer District Loan	Ch. 267-P.L. of 1966	8,500,000	(700,000)	-	7,800,000	-
Blackstone Valley Sewer District Loan	Ch. 092-P.L. of 1971	3,300,000	(2,100,000)	-	1,200,000	-
Sewerage Facility Grants	Ch. 255-P.L. of 1976	-	-	-	-	-
Environmental Quality Projects	Ch. 156-P.L. of 1979	15,000,000	-	-	15,000,000	-
Hazardous Substances	Ch. 166-P.L. of 1980	3,000,000	-	-	3,000,000	-
State Water Supplies	Ch. 163-P.L. of 1980	5,230,000	(95,000)	-	5,135,000	-
Narragansett Bay Water Quality Mgmt.	Ch. 342-P.L. of 1980	73,641,000	(15,001,000)	-	58,640,000	-
Narragansett Bay Water Quality Mgmt.	Ch. 342-P.L. of 1980	14,059,000	(574,000)	-	13,485,000	-
Farmland Preservation	Ch. 299-P.L. of 1981	2,000,000	-	-	2,000,000	-
Environmental Management	Ch. 344-P.L. of 1982	600,000	-	-	600,000	-
Water Facilities Assistance Program	Ch. 332-P.L. of 1983	10,100,000	(1,307)	-	10,098,693	-
Environmental Response Fund	Ch. 403-P.L. of 1984	5,000,000	(1,418)	-	4,998,582	-
Environmental Management-Ports	Ch. 156-P.L. of 1984	3,000,000	-	-	3,000,000	-
Sewerage and Water Supply Failure Fund	Ch. 420-P.L. of 1984	5,000,000	(4,251)	-	4,995,749	-
Heritage Preservation	Ch. 369-P.L. of 1985	9,000,000	(778,538)	-	8,221,462	-
Underground Storage Tank Replacement	Ch. 486-P.L. of 1985	1,500,000	(706,818)	-	793,182	-
Agricultural Land Preservation	Ch. 367-P.L. of 1985	2,000,000	(64)	-	1,999,936	-
Water Resources	Ch. 419-P.L. of 1986	13,600,000	-	-	13,600,000	-
Hazardous Waste	Ch. 399-P.L. of 1986	2,000,000	(250,000)	-	1,750,000	-
Clean Water Act Environmental Trust Fund	Ch. 289-P.L. of 1986	35,000,000	(4,627)	(6,000)	34,989,373	-
Environmental Management	Ch. 419-P.L. of 1986	16,000,000	(4,842)	-	15,995,158	-
Blackstone Valley District Commission	Ch. 289-P.L. of 1986	17,200,000	(940,000)	-	16,260,000	-
Open Space	Ch. 425-P.L. of 1987	65,200,000	(3,254)	-	65,196,746	-
Water Resources	Ch. 417-P.L. of 1987	10,000,000	-	-	10,000,000	-
Environmental Management	Ch. 449-P.L. of 1988	2,000,000	-	-	2,000,000	-
Rhode Island Aqua Fund	Ch. 443-P.L. of 1988	15,000,000	(5,315,000)	-	9,685,000	-
Environmental Management	Ch. 552-P.L. of 1989	74,500,000	(1,623,990)	-	72,876,010	-
Clean Water Protection Finance Agency	Ch. 238-P.L. of 1988	-	-	-	-	-
	Ch. 303-P.L. of 1989	-	-	-	-	-
	Ch. 434-P.L. of 1990	35,000,000	-	-	35,000,000	-
Agricultural Land Preservation	Ch. 434-P.L. of 1990	2,000,000	-	-	2,000,000	-
Blackstone Valley District Commission	Ch. 434-P.L. of 1990	-	6,000,000	-	6,000,000	-
Pawtuxet River District Commission	Ch. 434-P.L. of 1990	-	9,000,000	-	9,000,000	-
Narragansett Bay Water Quality Mgmt.	Ch. 434-P.L. of 1990	15,000,000	-	-	15,000,000	-

Appendix F - Analysis of Bond Authorizations

Analysis of Debt Authorizations, Debt Issuances, and Authorized But Unissued Debt By Agency and Categorical Function - Fiscal Years 1979 - 2021

	Statutory Authority	Total During Period 1979 - 2020 (1/1/2020)				Unissued as of March 2021
		Amount of Voter Authorizations	Amounts Extinguished or Reallocated	Premium Allocation from 2007 transaction	Amounts Issued	
Direct Debt and Guaranteed Debt						
Environmental Management	Ch. 100-P.L. of 1996	4,000,000	-	-	4,000,000	-
Environmental Management	Ch. 031-P.L. of 1998	15,000,000	-	-	15,000,000	-
Clean Water Protection Finance Agency	Ch. 055-P.L. of 2000	60,000,000	-	-	60,000,000	-
Environmental Management	Ch. 055-P.L. of 2000	34,000,000	(255,000)	-	33,745,000	-
Preservation, Recreation & Heritage	Ch. 065-P.L. of 2002	14,000,000	(1,200,000)	(21,000)	12,779,000	-
Emergency Water Interconnect	Ch. 595-P.L. of 2004	10,000,000	-	(27,000)	9,973,000	-
Open Space, Recreation, Bay and Watershed Protection	Ch. 595-P.L. of 2004	70,000,000	(500,000)	(210,000)	69,290,000	-
Roger Williams Park Zoo	Ch. 246-P.L. of 2006	11,000,000	-	(55,000)	10,945,000	-
Environmental Management	Ch. 246-P.L. of 2006	3,000,000	-	-	3,000,000	-
Open Space and Recreation Development	Ch. 378/469-P.L. of 2008	2,500,000	-	-	2,500,000	-
Open Space and Recreation Development	Ch. 023-P.L. of 2010	14,700,000	-	-	14,700,000	-
Environmental Management	Ch. 241-P.L. of 2012	20,000,000	-	-	20,000,000	-
Clean Water Protection Finance Agency	Ch. 241-P.L. of 2012	20,000,000	-	-	20,000,000	-
Clean Water, Open Space and Healthy Communities Bonds	Ch. 145-P.L. of 2014	53,000,000	-	-	51,000,000	2,000,000
Green Economy Bonds	Ch. 142-P.L. of 2016	35,000,000	-	-	22,000,000	13,000,000
Green Economy Bonds	Ch. 047-P.L. of 2018	47,300,000	-	-	18,900,000	28,400,000
Beach, Clean Water and Green Bond	Ch. 080-P.L. of 2020	74,000,000	-	-	-	74,000,000
Subtotal		950,930,000	(15,059,109)	(319,000)	818,151,891	117,400,000
Transportation						
Transportation	Ch. 150-P.L. of 1977	-	-	-	-	-
Transportation	Ch. 254-P.L. of 1978	8,600,000	-	-	8,600,000	-
Transportation	Ch. 344/Ch. 455 - P.L. of 1982	25,000,000	(10,509)	-	24,989,491	-
Transportation	Ch. 332-P.L. of 1983	45,000,000	(1,030)	-	44,998,970	-
Transportation	Ch. 156-P.L. of 1984	9,975,000	-	-	9,975,000	-
Transportation	Ch. 367-P.L. of 1985	16,000,000	(4,801)	-	15,995,199	-
Transportation	Ch. 419-P.L. of 1986	57,490,000	(153)	-	57,489,847	-
Transportation	Ch. 449-P.L. of 1988	98,580,000	(821)	-	98,579,179	-
Transportation	Ch. 552-P.L. of 1989	3,000,000	-	-	3,000,000	-
Transportation	Ch. 434-P.L. of 1990	92,100,000	-	-	92,100,000	-
Transportation	Ch. 133-P.L. of 1992	12,000,000	-	-	12,000,000	-
Transportation	Ch. 070-P.L. of 1994	56,500,000	-	-	56,500,000	-
Transportation	Ch. 100-P.L. of 1996	80,180,000	-	-	80,180,000	-
Transportation	Ch. 031-P.L. of 1998	65,700,000	-	-	65,700,000	-
Transportation	Ch. 055-P.L. of 2000	62,510,000	-	-	62,510,000	-

Appendix F - Analysis of Bond Authorizations

Analysis of Debt Authorizations, Debt Issuances, and Authorized But Unissued Debt By Agency and Categorical Function - Fiscal Years 1979 - 2021

Direct Debt and Guaranteed Debt	Statutory Authority	Amount of Voter Authorizations	Total During Period 1979 - 2020 (1/1/2020)			Unissued as of March 2021
			Amounts Extinguished or Reallocated	Premium Allocation from 2007 transaction	Amounts Issued	
Transportation	Ch. 065-P.L. of 2002	63,500,000	-	-	63,500,000	-
Transportation	Ch. 595-P.L. of 2004	66,520,000	-	(34,000)	66,486,000	-
Transportation	Ch. 246-P.L. of 2006	88,500,000	(2,195)	(544,805)	87,953,000	-
Transportation	Ch. 100-P.L. of 2008	87,215,000	-	-	87,215,000	-
Transportation	Ch. 023-P.L. of 2010	84,700,000	-	-	84,700,000	-
Mass Transit Hub Infrastructure Bonds	Ch. 145-P.L. of 2014	35,000,000	-	-	15,000,000	20,000,000
Transportation Infrastructure	Ch. 080-P.L. of 2020	71,700,000	-	-	-	71,700,000
Subtotal		1,129,770,000	(19,509)	(578,805)	1,037,471,686	91,700,000
Total		4,149,906,125	(142,633,042)	(1,552,805)	3,293,820,278	711,900,000

Appendix G
Capital Budget
Glossary

Glossary

Derived primarily from the "Glossy of Municipal Securities Terms." Municipal Securities Rulemaking Board, 1985.

Amortization of Debt - The process of paying the principal amount of an issue of securities by periodic payments either directly to security holders or to a sinking fund for the benefit of security holders. **See: Debt Service; Debt Service Schedule.**

Amortization Schedule - A table showing the gradual repayment of an amount of indebtedness, such as a mortgage or bond, over a period of time. This table is often set up to show interest payments in addition to principal repayments. **See: Debt Service Schedule.**

Arbitrage - With respect to the issuance of municipal securities, arbitrage usually refers to the difference between the interest paid on the tax-exempt securities and the interest earned by investing the security proceeds in higher-yielding taxable securities. Internal Revenue Service regulations govern arbitrage on the proceeds from issuance of governmental securities.

Authority - A unit or agency of government established to perform specialized functions, usually financed by service charges, fees or tolls, although it may also have taxing powers. In many cases authorities have the power to issue debt which is secured by the lease rental payments made by a governmental unit using the facilities constructed with bond proceeds. An authority may function independently of other governmental units, or it may depend upon other units for its creation, funding or administrative oversight. Examples of authorities include health facilities authorities, industrial development authorities and housing authorities.

Authorization - The legal or statutory basis to issue debt, usually with a specific dollar limit.

Average Life or Average Maturity - The number of years to the point at which half of an issue will have been redeemed. The average life is a reflection of the rapidity with which the principal of an issue is expected to be paid. Under one commonly used calculation method, it is equal to the total bond years divided by the total number of bonds (1 bond equals \$1,000 par amount, regardless of actual certificate denomination); note that this computation method does not take into account the time value of the principal amounts. The formula for this computation is:

$$\text{Average Life} = \frac{\text{Total Bond Years}}{\text{Number of Bonds}}$$

Example:

Issue size:	\$10,000,000
Interest rate:	7 percent
Maturity of issue:	5 years
1 bond	= \$1,000

Glossary

(1) Years	(2) Principal	(3) Number of Bonds	(4) Bond Years (1 x 3)
1	1,740	\$1,740,000	1,740
2	3,720	1,860,000	1,860
3	5,970	1,990,000	1,990
4	8,520	2,130,000	2,130
5	<u>11,400</u>	<u>2,280,000</u>	<u>2,280</u>
Total	<u>31,350</u>	<u>\$10,000,000</u>	<u>10,000</u>

$$\frac{31,350}{10,000} = 3.135 \text{ years average life}$$

Bond - Evidence of the issuer's obligation to repay a specified principal amount on a date certain (maturity date), together with interest at a stated rate, or according to a formula for determining that rate. Bonds are distinguishable from notes, which usually mature in a much shorter period of time. Bonds may be classified according to maturity structure (serial vs. term), source of payment (general obligation vs. revenue), method of transfer (bearer vs. registered), issuer (state vs. municipality vs. special district) or price (discount vs. premium). **Compare: Note.**

Bond Anticipation Note - See: Note.

Bond Counsel - An attorney (or firm of attorneys) retained by the issuer to give a legal opinion that the issuer is authorized to issue proposed securities, the issuer has met all legal requirements necessary for issuance, and interest on the proposed securities will be exempt from federal income taxation and, or review and advise the issuer regard applicable, from state and local taxation. Typically, bond counsel may prepare, or review and advise the issuer regarding authorizing resolutions or ordinances, trust indentures, official statements, validation proceedings and litigation. The bond counsel may also be referred to as the "bond attorney," the "bond approving attorney" or the "bond approving counsel."

Bonded Debt - The portion of an issuer's total indebtedness represented by outstanding bonds:

Direct Debt or Gross Bonded Debt - The sum of the total bonded debt and any short-term debt of the issuer. Direct debt may be incurred in the issuer's own name or assumed through the annexation of territory or consolidation with another governmental unit.

Net Direct Debt or Net Bonded Debt - Direct debt less sinking fund accumulations and all self-supporting debt.

See: Debt Ratios.

Glossary

Bond Election or Bond Referendum - A process whereby the voters of a governmental unit are given the opportunity to approve or disapprove a proposed issue of municipal securities. An election is most commonly required in connection with general obligation bonds. Requirements for voter approval may be imposed by constitution, statute or local ordinance.

Bond Proceeds - The money paid to the issuer by the purchaser or underwriter of a new issue of municipal securities. These moneys are used to finance the project or purpose for which the securities were issued and to pay certain costs of issuance as may be provided in the bond contract.

Capital Appreciation Bond or CAB - A long-term municipal security on which the investment return on an initial principal amount is assumed to be reinvested at a stated compounded rate until maturity, at which time the investor receives a single payment (the "maturity value") representing both the initial principal amount and the total investment return. Several different types of capital appreciation bonds are issued, including compound interest bonds and multiplier bonds. Capital appreciation bonds are distinct from traditional zero coupon bonds because the investment return is considered to be in the form of compounded interest, rather than accreted original issue discount; for this reason only the initial principal amount of a capital appreciation bond would be counted against a municipal issuer's statutory debt limit, rather than the total par value, as in the case of a traditional zero coupon bond.

Costs of Issuance - The expenses associated with the sale of a new issue of municipal securities, including such items as printing, legal and rating agency fees, and others. In certain cases, the underwriter's spread may be considered one of the costs of issuance.

Coupon - (1) A detachable part of a bond which evidences interest due. The coupon specifies the date, place and dollar amount of interest payable, among other matters. Coupons may be redeemed (usually semi-annually) by detaching them from bonds and presenting them to the issuer's paying agent for payment or to a bank for collection.
(2) The term is also used colloquially to refer to a security's interest rate.

Coupon Rate - The annual rate of interest payable on a coupon security expressed as a percentage of the principal amount.

Debt Limit - The maximum amount of debt which an issuer of municipal securities is permitted to incur under constitutional, statutory or charter provisions. The debt limit is usually expressed as a percentage of assessed valuation.

Debt Ratios - Comparative statistics showing the relationship between the issuer's outstanding debt and such factors as its tax base, income or population. Such ratios are often used in the process of determining credit quality of an issue, primarily on general obligation bonds. Some of the more commonly used ratios are (a) net overall debt to assessed valuation, (b) net overall debt to estimated full valuation, and (c) net overall debt per capita. **See: Bonded Debt.**

Debt Service - The amount of money necessary to pay interest on an outstanding debt, the principal of maturing serial bonds and the required contributions to a sinking fund for term bonds. Debt service on bonds may be calculated on a calendar year, fiscal year, or bond fiscal year basis.

Glossary

Debt Service Reserve Fund - The fund in which moneys are placed which may be used to pay debt service if pledged revenues are insufficient to satisfy the debt service requirements. The debt service reserve fund may be entirely funded with bond proceeds, or it may only be partly funded at the time of issuance and allowed to reach its full funding requirement over time, due to the accumulation of pledged revenues. If the debt service reserve fund is used in whole or part to pay debt service, the issuer usually is required to replenish the funds from the first available funds or revenues. A typical reserve requirement might be the maximum aggregate annual debt service requirement for any year remaining until the bonds reach maturity. The size and investment of the reserve may be subject to arbitrage regulations. Under a typical revenue pledge this fund is the third to be funded out of the revenue fund.

Debt Service Schedule - A table listing the periodic payments necessary to meet debt service requirements over the period of time the securities are to be outstanding.

See: Amortization Schedule.

Direct Debt - See: Bonded Debt.

Fitch's Investor Services – An independent service which provides ratings for municipal securities and other financial information to investors.

General Obligation Bond or G.O. Bond - A bond which is secured by the full faith and credit of an issuer with taxing power. General obligation bonds issued by local units of government are typically secured by a pledge of the issuer's ad valorem taxing power; general obligation bonds issued by states are generally based upon appropriations made by the state legislature for the purposes specified. Ad valorem taxes necessary to pay debt service on general obligation bonds are often not subject to the constitutional property tax millage limits. Such bonds constitute debts of the issuer and normally require approval by election prior to issuance. In the event of default, the holders of general obligation bonds have the right to compel a tax levy or legislative appropriation, by mandamus or injunction, in order to satisfy the issuer's obligation on the defaulted bonds.

Interest - The amount paid by a borrower as compensation for the use of borrowed money. This amount is generally an annual percentage of the principal amount.

Issuing Bonds - To "issue" bonds means to sell, deliver, and receive payment for bonds. The State generally issues bonds once a year upon determining the amount of cash necessary to implement projects during that year.

Issue of Bonds or Issue of Securities - Bonds or securities sold in one or more series which are authorized under the same resolution or indenture and have the same dated date.

Issuer - A state, political subdivision, agency or authority that borrows money through the sale of bonds or notes.

Glossary

Lease Rental Bond - A bond from an issue which is secured by lease payments made by the party leasing the facilities financed by the issue. Typically, lease rental bonds are used to finance construction of facilities (e.g., schools or office buildings) used by a state or municipality, which leases the facilities from a financing authority. Often the leasing state or municipality is legally obligated to appropriate moneys from its general tax revenues to make lease payments: in some cases, however, lease payments will be made only from revenues associated with the facility financed (e.g., school tuition payments).

Legal Opinion or Legal or Approving Opinion - The written conclusions of bond counsel that the issuance of municipal securities and the proceedings taken in connection therewith comply with applicable laws, and that interest on the securities will be exempt from federal income taxation and, where applicable, from state and local taxation. The legal opinion is generally printed on the securities.
See: Bond Counsel.

Level Debt Service - A maturity schedule in which the combined annual amount of principal and interest payments remains relatively constant over the life of the issue.

Example:

Level Debt Service Assumptions:

Size of issue: \$10,000,000

Interest rate: 7 percent

Maturity of issue: 5 years

Debt Schedule

Years	Principal	Interest	Total*
1	\$1,740,000	\$700,000	\$ 2,440,000
2	1,860,000	578,200	2,438,200
3	1,990,000	448,000	2,438,000
4	2,130,000	308,700	2,438,700
5	<u>2,280,000</u>	<u>159,600</u>	<u>2,439,600</u>
Total	<u>\$10,000,000</u>	<u>\$2,194,500</u>	<u>\$12,194,500</u>

* Total of principal and interest remains substantially level throughout life of issue.

Maturity or Maturity Date - The date upon which the principal of a municipal security becomes due and payable to the security holder.

Moral Obligation Bond - A bond, typically issued by a state agency or authority, which is secured by the revenues from the financed project and, additionally, by a non-binding undertaking that any deficiency in pledged revenues will be reported to the state legislature which may apportion state moneys to make up the shortfall. Legislation authorizing the issuance of moral obligation securities typically grants the state legislature the authority to apportion money to support the debt service payments on any such securities, but does not legally oblige the legislature to do so.

Glossary

Note - A written, short-term promise of an issuer to repay a specified principal amount on a date certain, together with interest at a stated rate, payable from a defined source of anticipated revenue. Notes usually mature in one year or less, although notes of longer maturities are also issued. The following types of notes are common in the municipal market:

Bond Anticipation Notes (BANs) - Notes issued by a governmental unit, usually for capital projects, which are paid from the proceeds of the issuance of long term bonds.

Tax Anticipation Notes (TANs) - Notes issued in anticipation of future tax receipts, such as receipts of ad valorem taxes which are due and payable at a set time of the year.

Notes may be issued to finance capital projects or to alleviate cash flow problems of the issuer.
Compare: Bond.

Per Capita Debt - The amount of an issuing municipality's debt outstanding divided by the population residing in the municipality. This is often used as an indication of the issuer's credit position since it can be used to compare the proportion of debt borne per resident with that borne by the residents of other municipalities. **See: Debt Ratios.**

Premium - A bond that is trading above its par value. A bond will trade at a premium when it offers a coupon rate that is higher than prevailing interest rates. This is because investors want a higher yield, and will pay more for it.

Principal - The face amount or par value of a security payable on the maturity date.
Compare: Interest.

Rating Agencies - The organizations which provide publicly available ratings of the credit quality of securities issuers. The term is most often used to refer to the nationally recognized agencies, Moody's Investors Service, Inc., Standard & Poor's Corporation, and Fitch Investors.

Ratings - Evaluation of the credit quality of notes and bonds usually made by independent rating services. Ratings are intended to measure the probability of the timely repayment of principal of and interest on municipal securities. Ratings are initially made before issuance and are periodically reviewed and may be amended to reflect changes in the issuer's credit position. The information required by the rating agencies varies with each issue, but generally includes information regarding the issuer's demographics, debt burden, economic base, finances and management structure. Many financial institutions also assign their own individual ratings to securities.

Referendum - A referendum is a means by which a legislative body requests the electorate to approve or reject proposals such as constitutional amendments, long-term borrowing, and special laws affecting some cities and towns.

The Rhode Island Constitution prohibits the legislature from making an amendment to the Constitution or from entering into a debt for over a one-year period without the consent of the electorate. When the General Assembly wishes to incur debt beyond a one-year period, it authorizes an election at which voters can approve or reject incurring long-term debt.

Glossary

Such a legislative request is always phrased as a question. The question is substantially in the following form: "Shall an act, passed at the January, 1990 Session of the General Assembly, entitled...be approved?"

Therefore, a referendum is called a question. Referenda is the plural form of the word.

Refunding - A procedure whereby an issuer refinances an outstanding bond issue by issuing new bonds. There are generally two major reasons for refunding: to reduce the issuer's interest costs or to remove a burdensome or restrictive covenant imposed by the terms of the bonds being refinanced. The proceeds of the new bonds are either deposited in escrow to pay the debt service on the outstanding obligations, when due (in which case the financing is known as an "advance refunding"), or used to immediately retire the outstanding obligations. The new obligations are referred to as the "refunding bonds," and the outstanding obligations being refinanced are referred to as the "refunded bonds" or the "prior issue." For accounting purposes, refunded obligations are not considered a part of the issuer's debt because the lien of the holders of the refunded bonds, in the first instance, is on the escrowed funds, not on the originally pledged source of revenues. The refunded bonds, however, will continue to hold a lien on the originally pledged source of revenues unless provisions have been made in the bond contract on the refunded bonds for defeasance of the bonds prior to redemption.

Revenue Bond - A bond which is payable from a specific source of revenue and to which the full faith and credit of an issuer with taxing power is not pledged. Revenue bonds are payable from identified sources of revenue, and do not permit the bondholders to compel taxation or legislative appropriation of funds not pledged for payment of debt service. Pledged revenues may be derived from operation of the financed project, grants and excise or other specified not-ad-valorem taxes. Generally, no voter approval is required prior to issuance of such obligations. **Compare: General Obligation Bond.**

Serial Bonds - Bonds of an issue in which some bonds mature in successive years without interruption. **Compare: Term Bonds.**

Tax Anticipation Note - See: Note.

Term Bonds - Bonds comprising a large part or all of a particular issue which come due in a single maturity. The issuer usually agrees to make periodic payments into a sinking fund for mandatory redemption of term bonds before maturity or for payment at maturity. **Compare: Serial Bonds.**

Unissued Bond Authorization (Unissued Bonds) - The balance remaining from a legal or statutory authorization, after taking into account the amount of bonds already issued.